

ANNUAL STATEMENT

OF THE

American National County Mutual Insurance Company

TO THE

Insurance Department

OF THE

STATE OF

Texas

FOR THE YEAR ENDED
DECEMBER 31, 2023

PROPERTY AND CASUALTY

2023



PROPERTY AND CASUALTY COMPANIES - ASSOCIATION EDITION

ANNUAL STATEMENT

FOR THE YEAR ENDED DECEMBER 31, 2023
OF THE CONDITION AND AFFAIRS OF THE

American National County Mutual Insurance Company

NAIC Group Code 0408 0408 NAIC Company Code 29319 Employer's ID Number 43-0617723
(Current) (Prior)

Organized under the Laws of Texas, State of Domicile or Port of Entry TX
Country of Domicile United States of America

Incorporated/Organized 04/24/1946 Commenced Business 05/01/1946

Statutory Home Office One Moody Plaza, Galveston, TX, US 77550-7948
(Street and Number) (City or Town, State, Country and Zip Code)

Main Administrative Office One Moody Plaza
(Street and Number)
Galveston, TX, US 77550-7948, 409-766-6619
(City or Town, State, Country and Zip Code) (Area Code) (Telephone Number)

Mail Address One Moody Plaza, Galveston, TX, US 77550-7948
(Street and Number or P.O. Box) (City or Town, State, Country and Zip Code)

Primary Location of Books and Records One Moody Plaza
(Street and Number)
Galveston, TX, US 77550-7948, 409-766-6619
(City or Town, State, Country and Zip Code) (Area Code) (Telephone Number)

Internet Website Address www.americannational.com

Statutory Statement Contact Jennifer Jo Duncan, 518-431-5201
(Name) (Area Code) (Telephone Number)
FinancialStatementContact@AmericanNational.com, 518-431-5978
(E-mail Address) (FAX Number)

OFFICERS

President Timothy Allen Walsh Senior Vice President,
Finance and Assistant
Corporate Secretary Sean Anthony Monticello # Treasurer Brody Jason Merrill #

OTHER

Bereket "Josh" Feyissa #, Executive Vice President,
Chief Operating Officer Garrett Kyle Williams #, Senior Vice President

DIRECTORS OR TRUSTEES

Brody Jason Merrill Meredith Myron Mitchell Cecilia Guerrero Pardo
John Frederick Simon Timothy Allen Walsh

State of Texas SS
County of Galveston

The officers of this reporting entity being duly sworn, each depose and say that they are the described officers of said reporting entity, and that on the reporting period stated above, all of the herein described assets were the absolute property of the said reporting entity, free and clear from any liens or claims thereon, except as herein stated, and that this statement, together with related exhibits, schedules and explanations therein contained, annexed or referred to, is a full and true statement of all the assets and liabilities and of the condition and affairs of the said reporting entity as of the reporting period stated above, and of its income and deductions therefrom for the period ended, and have been completed in accordance with the NAIC Annual Statement Instructions and Accounting Practices and Procedures manual except to the extent that: (1) state law may differ; or, (2) that state rules or regulations require differences in reporting not related to accounting practices and procedures, according to the best of their information, knowledge and belief, respectively. Furthermore, the scope of this attestation by the described officers also includes the related corresponding electronic filing with the NAIC, when required, that is an exact copy (except for formatting differences due to electronic filing) of the enclosed statement. The electronic filing may be requested by various regulators in lieu of or in addition to the enclosed statement.


Timothy A. Walsh
Timothy Allen Walsh
President

Sean Anthony Monticello
Sean Anthony Monticello
Corporate Secretary

Brody Jason Merrill
Brody Jason Merrill
Senior Vice President, Finance and Assistant
Treasurer

Subscribed and sworn to before me this 29th day of January, 2024
Alice Ybarra

- a. Is this an original filing? Yes [X] No []
- b. If no,
 - 1. State the amendment number.....
 - 2. Date filed
 - 3. Number of pages attached.....



ANNUAL STATEMENT FOR THE YEAR 2023 OF THE American National County Mutual Insurance Company

ASSETS

	Current Year			Prior Year
	1 Assets	2 Nonadmitted Assets	3 Net Admitted Assets (Cols. 1 - 2)	4 Net Admitted Assets
1. Bonds (Schedule D)	4,585,800		4,585,800	5,430,385
2. Stocks (Schedule D):				
2.1 Preferred stocks				
2.2 Common stocks				
3. Mortgage loans on real estate (Schedule B):				
3.1 First liens				
3.2 Other than first liens				
4. Real estate (Schedule A):				
4.1 Properties occupied by the company (less \$				
encumbrances)				
4.2 Properties held for the production of income (less				
\$				
encumbrances)				
4.3 Properties held for sale (less \$				
encumbrances)				
5. Cash (\$	1,360,614			
, Schedule E - Part 1), cash equivalents				
(\$	3,702,947			
, Schedule E - Part 2) and short-term				
investments (\$				
, Schedule DA)	5,063,561		5,063,561	4,452,193
6. Contract loans (including \$				
premium notes)				
7. Derivatives (Schedule DB)				
8. Other invested assets (Schedule BA)				
9. Receivable for securities				
10. Securities lending reinvested collateral assets (Schedule DL)				
11. Aggregate write-ins for invested assets				
12. Subtotals, cash and invested assets (Lines 1 to 11)	9,649,361		9,649,361	9,882,578
13. Title plants less \$				
charged off (for Title insurers				
only)				
14. Investment income due and accrued	68,591		68,591	73,411
15. Premiums and considerations:				
15.1 Uncollected premiums and agents' balances in the course of collection	1,096,960		1,096,960	124,797
15.2 Deferred premiums, agents' balances and installments booked but				
deferred and not yet due (including \$				
earned but unbilled premiums)	6,108,163		6,108,163	4,840,403
15.3 Accrued retrospective premiums (\$				
) and				
contracts subject to redetermination (\$				
)				
16. Reinsurance:				
16.1 Amounts recoverable from reinsurers	2,497,459		2,497,459	2,733,895
16.2 Funds held by or deposited with reinsured companies				
16.3 Other amounts receivable under reinsurance contracts				
17. Amounts receivable relating to uninsured plans				
18.1 Current federal and foreign income tax recoverable and interest thereon				
18.2 Net deferred tax asset				
19. Guaranty funds receivable or on deposit	44,368		44,368	51,573
20. Electronic data processing equipment and software				
21. Furniture and equipment, including health care delivery assets				
(\$				
)				
22. Net adjustment in assets and liabilities due to foreign exchange rates				
23. Receivables from parent, subsidiaries and affiliates	66,792		66,792	108,483
24. Health care (\$				
) and other amounts receivable				
25. Aggregate write-ins for other than invested assets	72,243		72,243	178,280
26. Total assets excluding Separate Accounts, Segregated Accounts and				
Protected Cell Accounts (Lines 12 to 25)	19,603,937		19,603,937	17,993,420
27. From Separate Accounts, Segregated Accounts and Protected Cell				
Accounts				
28. Total (Lines 26 and 27)	19,603,937		19,603,937	17,993,420
DETAILS OF WRITE-INS				
1101.				
1102.				
1103.				
1198. Summary of remaining write-ins for Line 11 from overflow page				
1199. Totals (Lines 1101 thru 1103 plus 1198)(Line 11 above)				
2501. Prepaid State Taxes	72,243		72,243	178,133
2502. Other assets				147
2503.				
2598. Summary of remaining write-ins for Line 25 from overflow page				
2599. Totals (Lines 2501 thru 2503 plus 2598)(Line 25 above)	72,243		72,243	178,280

ANNUAL STATEMENT FOR THE YEAR 2023 OF THE American National County Mutual Insurance Company

LIABILITIES, SURPLUS AND OTHER FUNDS

	1 Current Year	2 Prior Year
1. Losses (Part 2A, Line 35, Column 8)		
2. Reinsurance payable on paid losses and loss adjustment expenses (Schedule F, Part 1, Column 6)		
3. Loss adjustment expenses (Part 2A, Line 35, Column 9)		
4. Commissions payable, contingent commissions and other similar charges		
5. Other expenses (excluding taxes, licenses and fees)	(123)	(123)
6. Taxes, licenses and fees (excluding federal and foreign income taxes)		
7.1 Current federal and foreign income taxes (including \$ on realized capital gains (losses))		
7.2 Net deferred tax liability		
8. Borrowed money \$ and interest thereon \$		
9. Unearned premiums (Part 1A, Line 38, Column 5) (after deducting unearned premiums for ceded reinsurance of \$ 15,039,150 and including warranty reserves of \$ and accrued accident and health experience rating refunds including \$ for medical loss ratio rebate per the Public Health Service Act)		
10. Advance premium	96,821	91,509
11. Dividends declared and unpaid:		
11.1 Stockholders		
11.2 Policyholders		
12. Ceded reinsurance premiums payable (net of ceding commissions)	12,127,670	10,449,523
13. Funds held by company under reinsurance treaties (Schedule F, Part 3, Column 20)		
14. Amounts withheld or retained by company for account of others	65,784	50,884
15. Remittances and items not allocated		(24)
16. Provision for reinsurance (including \$ certified) (Schedule F, Part 3, Column 78)		
17. Net adjustments in assets and liabilities due to foreign exchange rates		
18. Drafts outstanding		
19. Payable to parent, subsidiaries and affiliates	430,545	518,552
20. Derivatives		
21. Payable for securities		
22. Payable for securities lending		
23. Liability for amounts held under uninsured plans		
24. Capital notes \$ and interest thereon \$		
25. Aggregate write-ins for liabilities	133,241	136,285
26. Total liabilities excluding protected cell liabilities (Lines 1 through 25)	12,853,938	11,246,606
27. Protected cell liabilities		
28. Total liabilities (Lines 26 and 27)	12,853,938	11,246,606
29. Aggregate write-ins for special surplus funds		
30. Common capital stock		
31. Preferred capital stock		
32. Aggregate write-ins for other than special surplus funds		
33. Surplus notes		
34. Gross paid in and contributed surplus		
35. Unassigned funds (surplus)	6,749,999	6,746,814
36. Less treasury stock, at cost:		
36.1 shares common (value included in Line 30 \$)		
36.2 shares preferred (value included in Line 31 \$)		
37. Surplus as regards policyholders (Lines 29 to 35, less 36) (Page 4, Line 39)	6,749,999	6,746,814
38. TOTALS (Page 2, Line 28, Col. 3)	19,603,937	17,993,420
DETAILS OF WRITE-INS		
2501. Escheat funds held in trust	133,241	136,285
2502.		
2503.		
2598. Summary of remaining write-ins for Line 25 from overflow page		
2599. Totals (Lines 2501 thru 2503 plus 2598)(Line 25 above)	133,241	136,285
2901.		
2902.		
2903.		
2998. Summary of remaining write-ins for Line 29 from overflow page		
2999. Totals (Lines 2901 thru 2903 plus 2998)(Line 29 above)		
3201.		
3202.		
3203.		
3298. Summary of remaining write-ins for Line 32 from overflow page		
3299. Totals (Lines 3201 thru 3203 plus 3298)(Line 32 above)		

ANNUAL STATEMENT FOR THE YEAR 2023 OF THE American National County Mutual Insurance Company

STATEMENT OF INCOME

	1 Current Year	2 Prior Year
UNDERWRITING INCOME		
1. Premiums earned (Part 1, Line 35, Column 4).....	600	960
DEDUCTIONS:		
2. Losses incurred (Part 2, Line 35, Column 7)		
3. Loss adjustment expenses incurred (Part 3, Line 25, Column 1)		
4. Other underwriting expenses incurred (Part 3, Line 25, Column 2)	197,620	248,121
5. Aggregate write-ins for underwriting deductions		
6. Total underwriting deductions (Lines 2 through 5)	197,620	248,121
7. Net income of protected cells		
8. Net underwriting gain (loss) (Line 1 minus Line 6 plus Line 7)	(197,020)	(247,161)
INVESTMENT INCOME		
9. Net investment income earned (Exhibit of Net Investment Income, Line 17)	184,999	118,603
10. Net realized capital gains (losses) less capital gains tax of \$ (Exhibit of Capital Gains (Losses))		
11. Net investment gain (loss) (Lines 9 + 10)	184,999	118,603
OTHER INCOME		
12. Net gain (loss) from agents' or premium balances charged off (amount recovered \$ amount charged off \$)		
13. Finance and service charges not included in premiums		
14. Aggregate write-ins for miscellaneous income	14,386	128,932
15. Total other income (Lines 12 through 14)	14,386	128,932
16. Net income before dividends to policyholders, after capital gains tax and before all other federal and foreign income taxes (Lines 8 + 11 + 15)	2,365	374
17. Dividends to policyholders		
18. Net income, after dividends to policyholders, after capital gains tax and before all other federal and foreign income taxes (Line 16 minus Line 17)	2,365	374
19. Federal and foreign income taxes incurred		
20. Net income (Line 18 minus Line 19)(to Line 22)	2,365	374
CAPITAL AND SURPLUS ACCOUNT		
21. Surplus as regards policyholders, December 31 prior year (Page 4, Line 39, Column 2)	6,746,814	6,746,440
22. Net income (from Line 20)	2,365	374
23. Net transfers (to) from Protected Cell accounts		
24. Change in net unrealized capital gains or (losses) less capital gains tax of \$	820	
25. Change in net unrealized foreign exchange capital gain (loss)		
26. Change in net deferred income tax		
27. Change in nonadmitted assets (Exhibit of Nonadmitted Assets, Line 28, Col. 3)		
28. Change in provision for reinsurance (Page 3, Line 16, Column 2 minus Column 1)		
29. Change in surplus notes		
30. Surplus (contributed to) withdrawn from protected cells		
31. Cumulative effect of changes in accounting principles		
32. Capital changes:		
32.1 Paid in		
32.2 Transferred from surplus (Stock Dividend)		
32.3 Transferred to surplus		
33. Surplus adjustments:		
33.1 Paid in		
33.2 Transferred to capital (Stock Dividend)		
33.3 Transferred from capital		
34. Net remittances from or (to) Home Office		
35. Dividends to stockholders		
36. Change in treasury stock (Page 3, Lines 36.1 and 36.2, Column 2 minus Column 1)		
37. Aggregate write-ins for gains and losses in surplus		
38. Change in surplus as regards policyholders for the year (Lines 22 through 37)	3,185	374
39. Surplus as regards policyholders, December 31 current year (Line 21 plus Line 38) (Page 3, Line 37)	6,749,999	6,746,814
DETAILS OF WRITE-INS		
0501.		
0502.		
0503.		
0598. Summary of remaining write-ins for Line 5 from overflow page		
0599. Totals (Lines 0501 thru 0503 plus 0598)(Line 5 above)		
1401. Premium tax credit savings		124,938
1402. Other income miscellaneous	14,386	3,994
1403.		
1498. Summary of remaining write-ins for Line 14 from overflow page		
1499. Totals (Lines 1401 thru 1403 plus 1498)(Line 14 above)	14,386	128,932
3701.		
3702.		
3703.		
3798. Summary of remaining write-ins for Line 37 from overflow page		
3799. Totals (Lines 3701 thru 3703 plus 3798)(Line 37 above)		

ANNUAL STATEMENT FOR THE YEAR 2023 OF THE American National County Mutual Insurance Company

CASH FLOW

	1	2
	Current Year	Prior Year
Cash from Operations		
1. Premiums collected net of reinsurance	(555,864)	2,379,604
2. Net investment income	283,779	221,546
3. Miscellaneous income	14,386	128,932
4. Total (Lines 1 through 3)	(257,699)	2,730,082
5. Benefit and loss related payments	(236,436)	2,733,895
6. Net transfers to Separate Accounts, Segregated Accounts and Protected Cell Accounts		
7. Commissions, expenses paid and aggregate write-ins for deductions	190,415	240,917
8. Dividends paid to policyholders		
9. Federal and foreign income taxes paid (recovered) net of \$ tax on capital gains (losses)		
10. Total (Lines 5 through 9)	(46,021)	2,974,812
11. Net cash from operations (Line 4 minus Line 10)	(211,678)	(244,730)
Cash from Investments		
12. Proceeds from investments sold, matured or repaid:		
12.1 Bonds	800,000	550,000
12.2 Stocks		
12.3 Mortgage loans		
12.4 Real estate		
12.5 Other invested assets		
12.6 Net gains or (losses) on cash, cash equivalents and short-term investments		
12.7 Miscellaneous proceeds		
12.8 Total investment proceeds (Lines 12.1 to 12.7)	800,000	550,000
13. Cost of investments acquired (long-term only):		
13.1 Bonds	48,557	
13.2 Stocks		
13.3 Mortgage loans		
13.4 Real estate		
13.5 Other invested assets		
13.6 Miscellaneous applications		
13.7 Total investments acquired (Lines 13.1 to 13.6)	48,557	
14. Net increase/(decrease) in contract loans and premium notes		
15. Net cash from investments (Line 12.8 minus Line 13.7 minus Line 14)	751,443	550,000
Cash from Financing and Miscellaneous Sources		
16. Cash provided (applied):		
16.1 Surplus notes, capital notes		
16.2 Capital and paid in surplus, less treasury stock		
16.3 Borrowed funds		
16.4 Net deposits on deposit-type contracts and other insurance liabilities		
16.5 Dividends to stockholders		
16.6 Other cash provided (applied)	71,603	(8,344,127)
17. Net cash from financing and miscellaneous sources (Lines 16.1 to 16.4 minus Line 16.5 plus Line 16.6)	71,603	(8,344,127)
RECONCILIATION OF CASH, CASH EQUIVALENTS AND SHORT-TERM INVESTMENTS		
18. Net change in cash, cash equivalents and short-term investments (Line 11, plus Lines 15 and 17)	611,368	(8,038,857)
19. Cash, cash equivalents and short-term investments:		
19.1 Beginning of year	4,452,193	12,491,050
19.2 End of period (Line 18 plus Line 19.1)	5,063,561	4,452,193

Note: Supplemental disclosures of cash flow information for non-cash transactions:

--	--	--

UNDERWRITING AND INVESTMENT EXHIBIT

PART 1 - PREMIUMS EARNED

	1	2	3	4
Line of Business	Net Premiums Written per Column 6, Part 1B	Unearned Premiums Dec. 31 Prior Year - per Col. 3, Last Year's Part 1	Unearned Premiums Dec. 31 Current Year - per Col. 5 Part 1A	Premiums Earned During Year (Cols. 1 + 2 - 3)
1. Fire				
2.1 Allied lines				
2.2 Multiple peril crop				
2.3 Federal flood				
2.4 Private crop				
2.5 Private flood				
3. Farmowners multiple peril				
4. Homeowners multiple peril				
5.1 Commercial multiple peril (non-liability portion)				
5.2 Commercial multiple peril (liability portion)				
6. Mortgage guaranty				
8. Ocean marine				
9. Inland marine	600			600
10. Financial guaranty				
11.1 Medical professional liability - occurrence				
11.2 Medical professional liability - claims-made				
12. Earthquake				
13.1 Comprehensive (hospital and medical) individual				
13.2 Comprehensive (hospital and medical) group				
14. Credit accident and health (group and individual)				
15.1 Vision only				
15.2 Dental only				
15.3 Disability income				
15.4 Medicare supplement				
15.5 Medicaid Title XIX				
15.6 Medicare Title XVIII				
15.7 Long-term care				
15.8 Federal employees health benefits plan				
15.9 Other health				
16. Workers' compensation				
17.1 Other liability - occurrence				
17.2 Other liability - claims-made				
17.3 Excess workers' compensation				
18.1 Products liability - occurrence				
18.2 Products liability - claims-made				
19.1 Private passenger auto no-fault (personal injury protection)				
19.2 Other private passenger auto liability.....				
19.3 Commercial auto no-fault (personal injury protection)				
19.4 Other commercial auto liability.....				
21.1 Private passenger auto physical damage				
21.2 Commercial auto physical damage				
22. Aircraft (all perils)				
23. Fidelity				
24. Surety				
26. Burglary and theft				
27. Boiler and machinery				
28. Credit				
29. International				
30. Warranty				
31. Reinsurance - nonproportional assumed property				
32. Reinsurance - nonproportional assumed liability				
33. Reinsurance - nonproportional assumed financial lines				
34. Aggregate write-ins for other lines of business				
35. TOTALS	601			601
DETAILS OF WRITE-INS				
3401.				
3402.				
3403.				
3498. Summary of remaining write-ins for Line 34 from overflow page				
3499. Totals (Lines 3401 thru 3403 plus 3498)(Line 34 above)				

UNDERWRITING AND INVESTMENT EXHIBIT

PART 1A - RECAPITULATION OF ALL PREMIUMS

	1	2	3	4	5
Line of Business	Amount Unearned (Running One Year or Less from Date of Policy) (a)	Amount Unearned (Running More Than One Year from Date of Policy) (a)	Earned But Unbilled Premium	Reserve for Rate Credits and Retrospective Adjustments Based on Experience	Total Reserve for Unearned Premiums Cols. 1 + 2 + 3 + 4
1. Fire					
2.1 Allied lines					
2.2 Multiple peril crop					
2.3 Federal flood					
2.4 Private crop					
2.5 Private flood					
3. Farmowners multiple peril					
4. Homeowners multiple peril					
5.1 Commercial multiple peril (non-liability portion)					
5.2 Commercial multiple peril (liability portion)					
6. Mortgage guaranty					
8. Ocean marine					
9. Inland marine					
10. Financial guaranty					
11.1 Medical professional liability - occurrence					
11.2 Medical professional liability - claims-made					
12. Earthquake					
13.1 Comprehensive (hospital and medical) individual					
13.2 Comprehensive (hospital and medical) group					
14. Credit accident and health (group and individual)					
15.1 Vision only					
15.2 Dental only					
15.3 Disability income					
15.4 Medicare supplement					
15.5 Medicaid Title XIX					
15.6 Medicare Title XVIII					
15.7 Long-term care					
15.8 Federal employees health benefits plan					
15.9 Other health					
16. Workers' compensation					
17.1 Other liability - occurrence					
17.2 Other liability - claims-made					
17.3 Excess workers' compensation					
18.1 Products liability - occurrence					
18.2 Products liability - claims-made					
19.1 Private passenger auto no-fault (personal injury protection)					
19.2 Other private passenger auto liability.....					
19.3 Commercial auto no-fault (personal injury protection)					
19.4 Other commercial auto liability.....					
21.1 Private passenger auto physical damage					
21.2 Commercial auto physical damage					
22. Aircraft (all perils)					
23. Fidelity					
24. Surety					
26. Burglary and theft					
27. Boiler and machinery					
28. Credit					
29. International					
30. Warranty					
31. Reinsurance - nonproportional assumed property					
32. Reinsurance - nonproportional assumed liability					
33. Reinsurance - nonproportional assumed financial lines					
34. Aggregate write-ins for other lines of business					
35. TOTALS					
36. Accrued retrospective premiums based on experience					
37. Earned but unbilled premiums					
38. Balance (Sum of Line 35 through 37)					
DETAILS OF WRITE-INS					
3401.					
3402.					
3403.					
3498. Summary of remaining write-ins for Line 34 from overflow page					
3499. Totals (Lines 3401 thru 3403 plus 3498)(Line 34 above)					

(a) State here basis of computation used in each case Daily Pro-Rata Factor

UNDERWRITING AND INVESTMENT EXHIBIT

PART 1B - PREMIUMS WRITTEN

Line of Business	1	Reinsurance Assumed		Reinsurance Ceded		6
	Direct Business (a)	2 From Affiliates	3 From Non-Affiliates	4 To Affiliates	5 To Non-Affiliates	Net Premiums Written Cols. 1+2+3-4-5
1. Fire						
2.1 Allied lines						
2.2 Multiple peril crop						
2.3 Federal flood						
2.4 Private crop						
2.5 Private flood						
3. Farmowners multiple peril						
4. Homeowners multiple peril						
5.1 Commercial multiple peril (non-liability portion)						
5.2 Commercial multiple peril (liability portion)						
6. Mortgage guaranty						
8. Ocean marine						
9. Inland marine	600					600
10. Financial guaranty						
11.1 Medical professional liability - occurrence						
11.2 Medical professional liability - claims- made						
12. Earthquake						
13.1 Comprehensive (hospital and medical) individual						
13.2 Comprehensive (hospital and medical) group						
14. Credit accident and health (group and individual)						
15.1 Vision only						
15.2 Dental only						
15.3 Disability income						
15.4 Medicare supplement						
15.5 Medicaid Title XIX						
15.6 Medicare Title XVIII						
15.7 Long-term care						
15.8 Federal employees health benefits plan ...						
15.9 Other health						
16. Workers' compensation						
17.1 Other liability - occurrence						
17.2 Other liability - claims-made						
17.3 Excess workers' compensation						
18.1 Products liability - occurrence						
18.2 Products liability - claims-made						
19.1 Private passenger auto no-fault (personal injury protection)	358,307			358,307		
19.2 Other private passenger auto liability.....	14,174,155			14,174,155		
19.3 Commercial auto no-fault (personal injury protection)	31,901			31,901		
19.4 Other commercial auto liability.....	1,675,966			1,675,966		
21.1 Private passenger auto physical damage .	12,204,460			12,204,460		
21.2 Commercial auto physical damage	868,051			868,051		
22. Aircraft (all perils)						
23. Fidelity						
24. Surety						
26. Burglary and theft						
27. Boiler and machinery						
28. Credit	4,878,466			4,878,466		
29. International						
30. Warranty						
31. Reinsurance - nonproportional assumed property	XXX					
32. Reinsurance - nonproportional assumed liability	XXX					
33. Reinsurance - nonproportional assumed financial lines	XXX					
34. Aggregate write-ins for other lines of business						
35. TOTALS	34,191,906			34,191,305		601
DETAILS OF WRITE-INS						
3401.						
3402.						
3403.						
3498. Summary of remaining write-ins for Line 34 from overflow page						
3499. Totals (Lines 3401 thru 3403 plus 3498)(Line 34 above)						

(a) Does the company's direct premiums written include premiums recorded on an installment basis? Yes [] No [X]

If yes: 1. The amount of such installment premiums \$

2. Amount at which such installment premiums would have been reported had they been reported on an annualized basis \$

ANNUAL STATEMENT FOR THE YEAR 2023 OF THE American National County Mutual Insurance Company

UNDERWRITING AND INVESTMENT EXHIBIT

PART 2 - LOSSES PAID AND INCURRED

Line of Business	Losses Paid Less Salvage				5 Net Losses Unpaid Current Year (Part 2A , Col. 8)	6 Net Losses Unpaid Prior Year	7 Losses Incurred Current Year (Cols. 4 + 5 - 6)	8 Percentage of Losses Incurred (Col. 7, Part 2) to Premiums Earned (Col. 4, Part 1)
	1 Direct Business	2 Reinsurance Assumed	3 Reinsurance Recovered	4 Net Payments (Cols. 1 + 2 -3)				
1. Fire								
2.1 Allied lines								
2.2 Multiple peril crop								
2.3 Federal flood								
2.4 Private crop								
2.5 Private flood								
3. Farmowners multiple peril								
4. Homeowners multiple peril								
5.1 Commercial multiple peril (non-liability portion)								
5.2 Commercial multiple peril (liability portion)								
6. Mortgage guaranty								
8. Ocean marine								
9. Inland marine								
10. Financial guaranty								
11.1 Medical professional liability - occurrence								
11.2 Medical professional liability - claims-made								
12. Earthquake								
13.1 Comprehensive (hospital and medical) individual								
13.2 Comprehensive (hospital and medical) group								
14. Credit accident and health (group and individual)								
15.1 Vision only								
15.2 Dental only								
15.3 Disability income								
15.4 Medicare supplement								
15.5 Medicaid Title XIX								
15.6 Medicare Title XVIII								
15.7 Long-term care								
15.8 Federal employees health benefits plan								
15.9 Other health								
16. Workers' compensation								
17.1 Other liability - occurrence								
17.2 Other liability - claims-made								
17.3 Excess workers' compensation								
18.1 Products liability - occurrence								
18.2 Products liability - claims-made								
19.1 Private passenger auto no-fault (personal injury protection)	190,514			190,514				
19.2 Other private passenger auto liability.....	8,846,279			8,846,279				
19.3 Commercial auto no-fault (personal injury protection)	1,264			1,264				
19.4 Other commercial auto liability.....	367,179			367,179				
21.1 Private passenger auto physical damage	8,853,740			8,853,740				
21.2 Commercial auto physical damage	572,148			572,148				
22. Aircraft (all perils)								
23. Fidelity								
24. Surety								
26. Burglary and theft								
27. Boiler and machinery								
28. Credit	1,429,179			1,429,179				
29. International								
30. Warranty								
31. Reinsurance - nonproportional assumed property	XXX							
32. Reinsurance - nonproportional assumed liability	XXX							
33. Reinsurance - nonproportional assumed financial lines	XXX							
34. Aggregate write-ins for other lines of business								
35. TOTALS	20,260,303			20,260,303				
DETAILS OF WRITE-INS								
3401.								
3402.								
3403.								
3498. Summary of remaining write-ins for Line 34 from overflow page								
3499. Totals (Lines 3401 thru 3403 plus 3498)(Line 34 above)								

ANNUAL STATEMENT FOR THE YEAR 2023 OF THE American National County Mutual Insurance Company

UNDERWRITING AND INVESTMENT EXHIBIT

PART 2A - UNPAID LOSSES AND LOSS ADJUSTMENT EXPENSES

Line of Business	Reported Losses				Incurred But Not Reported			8 Net Losses Unpaid (Cols. 4 + 5 + 6 - 7)	9 Net Unpaid Loss Adjustment Expenses
	1 Direct	2 Reinsurance Assumed	3 Deduct Reinsurance Recoverable	4 Net Losses Excl. Incurred But Not Reported (Cols. 1 + 2 - 3)	5 Direct	6 Reinsurance Assumed	7 Reinsurance Ceded		
1. Fire									
2.1 Allied lines									
2.2 Multiple peril crop									
2.3 Federal flood									
2.4 Private crop									
2.5 Private flood									
3. Farmowners multiple peril									
4. Homeowners multiple peril									
5.1 Commercial multiple peril (non-liability portion)									
5.2 Commercial multiple peril (liability portion)									
6. Mortgage guaranty									
8. Ocean marine									
9. Inland marine									
10. Financial guaranty									
11.1 Medical professional liability - occurrence									
11.2 Medical professional liability - claims-made									
12. Earthquake									
13.1 Comprehensive (hospital and medical) individual								(a)	
13.2 Comprehensive (hospital and medical) group								(a)	
14. Credit accident and health (group and individual)									
15.1 Vision only								(a)	
15.2 Dental only								(a)	
15.3 Disability income								(a)	
15.4 Medicare supplement								(a)	
15.5 Medicaid Title XIX								(a)	
15.6 Medicare Title XVIII								(a)	
15.7 Long-term care								(a)	
15.8 Federal employees health benefits plan								(a)	
15.9 Other health								(a)	
16. Workers' compensation									
17.1 Other liability - occurrence									
17.2 Other liability - claims-made									
17.3 Excess workers' compensation									
18.1 Products liability - occurrence									
18.2 Products liability - claims-made									
19.1 Private passenger auto no-fault (personal injury protection)	65,605		65,605		17,000		17,000		
19.2 Other private passenger auto liability	6,005,863		6,005,863		2,465,000		2,465,000		
19.3 Commercial auto no-fault (personal injury protection)	1,236		1,236		5,000		5,000		
19.4 Other commercial auto liability	1,537,763		1,537,763		1,186,000		1,186,000		
21.1 Private passenger auto physical damage	638,898		638,898		(281,000)		(281,000)		
21.2 Commercial auto physical damage	19,840		19,840		11,000		11,000		
22. Aircraft (all perils)									
23. Fidelity									
24. Surety									
26. Burglary and theft									
27. Boiler and machinery									
28. Credit	58,570		58,570		159,094		159,094		
29. International									
30. Warranty									
31. Reinsurance - nonproportional assumed property	XXX				XXX				
32. Reinsurance - nonproportional assumed liability	XXX				XXX				
33. Reinsurance - nonproportional assumed financial lines	XXX				XXX				
34. Aggregate write-ins for other lines of business									
35. TOTALS	8,327,775		8,327,775		3,562,094		3,562,094		
DETAILS OF WRITE-INS									
3401.									
3402.									
3403.									
3498. Summary of remaining write-ins for Line 34 from overflow page									
3499. Totals (Lines 3401 thru 3403 plus 3498)(Line 34 above)									

(a) Including \$ for present value of life indemnity claims reported in Lines 13 and 15.

ANNUAL STATEMENT FOR THE YEAR 2023 OF THE American National County Mutual Insurance Company

UNDERWRITING AND INVESTMENT EXHIBIT

PART 3 - EXPENSES

	1	2	3	4
	Loss Adjustment Expenses	Other Underwriting Expenses	Investment Expenses	Total
1. Claim adjustment services:				
1.1 Direct	370,291			370,291
1.2 Reinsurance assumed				
1.3 Reinsurance ceded	370,291			370,291
1.4 Net claim adjustment service (1.1 + 1.2 - 1.3)				
2. Commission and brokerage:				
2.1 Direct excluding contingent		3,771,711		3,771,711
2.2 Reinsurance assumed, excluding contingent				
2.3 Reinsurance ceded, excluding contingent		3,771,711		3,771,711
2.4 Contingent - direct				
2.5 Contingent - reinsurance assumed				
2.6 Contingent - reinsurance ceded				
2.7 Policy and membership fees				
2.8 Net commission and brokerage (2.1 + 2.2 - 2.3 + 2.4 + 2.5 - 2.6 + 2.7) ..				
3. Allowances to managers and agents				
4. Advertising				
5. Boards, bureaus and associations		21	3	24
6. Surveys and underwriting reports				
7. Audit of assureds' records				
8. Salary and related items:				
8.1 Salaries		18,462	748	19,210
8.2 Payroll taxes		1,313	45	1,358
9. Employee relations and welfare		3,906	130	4,036
10. Insurance				
11. Directors' fees				
12. Travel and travel items		7	4	11
13. Rent and rent items				
14. Equipment		50	6	56
15. Cost or depreciation of EDP equipment and software		867	1,058	1,925
16. Printing and stationery		393	4	397
17. Postage, telephone and telegraph, exchange and express		126		126
18. Legal and auditing		2,200	1,090	3,290
19. Totals (Lines 3 to 18)		27,345	3,088	30,433
20. Taxes, licenses and fees:				
20.1 State and local insurance taxes deducting guaranty association credits of \$	7,204	557,654		557,654
20.2 Insurance department licenses and fees		4,226		4,226
20.3 Gross guaranty association assessments		7,204		7,204
20.4 All other (excluding federal and foreign income and real estate)		39		39
20.5 Total taxes, licenses and fees (20.1 + 20.2 + 20.3 + 20.4)		569,124		569,124
21. Real estate expenses				
22. Real estate taxes				
23. Reimbursements by uninsured plans				
24. Aggregate write-ins for miscellaneous expenses		(398,849)	328	(398,521)
25. Total expenses incurred		197,620	3,416 (a)	201,036
26. Less unpaid expenses - current year		(116,735)	1	(116,734)
27. Add unpaid expenses - prior year		(178,010)		(178,010)
28. Amounts receivable relating to uninsured plans, prior year				
29. Amounts receivable relating to uninsured plans, current year				
30. TOTAL EXPENSES PAID (Lines 25 - 26 + 27 - 28 + 29)		136,345	3,415	139,760
DETAILS OF WRITE-INS				
2401. Miscellaneous		(398,849)	328	(398,521)
2402.				
2403.				
2498. Summary of remaining write-ins for Line 24 from overflow page				
2499. Totals (Lines 2401 thru 2403 plus 2498)(Line 24 above)		(398,849)	328	(398,521)

(a) Includes management fees of \$ 685,124 to affiliates and \$ to non-affiliates.

EXHIBIT OF NET INVESTMENT INCOME

		1	2
		Collected During Year	Earned During Year
1.	U.S. Government bonds	(a)	1,566
1.1	Bonds exempt from U.S. tax	(a)	
1.2	Other bonds (unaffiliated)	(a) 1,125	96,342
1.3	Bonds of affiliates	(a)	
2.1	Preferred stocks (unaffiliated)	(b)	
2.11	Preferred stocks of affiliates	(b)	
2.2	Common stocks (unaffiliated)		
2.21	Common stocks of affiliates		
3.	Mortgage loans	(c)	
4.	Real estate	(d)	
5.	Contract loans		
6.	Cash, cash equivalents and short-term investments	(e) 90,506	90,506
7.	Derivative instruments	(f)	
8.	Other invested assets		
9.	Aggregate write-ins for investment income		
10.	Total gross investment income	91,631	188,414
11.	Investment expenses		(g) 3,415
12.	Investment taxes, licenses and fees, excluding federal income taxes		(g)
13.	Interest expense		(h)
14.	Depreciation on real estate and other invested assets		(i)
15.	Aggregate write-ins for deductions from investment income		
16.	Total deductions (Lines 11 through 15)		3,415
17.	Net investment income (Line 10 minus Line 16)		184,999
DETAILS OF WRITE-INS			
0901.		
0902.		
0903.		
0998.	Summary of remaining write-ins for Line 9 from overflow page		
0999.	Totals (Lines 0901 thru 0903 plus 0998) (Line 9, above)		
1501.		
1502.		
1503.		
1598.	Summary of remaining write-ins for Line 15 from overflow page		
1599.	Totals (Lines 1501 thru 1503 plus 1598) (Line 15, above)		

- (a) Includes \$206 accrual of discount less \$94,166 amortization of premium and less \$714 paid for accrued interest on purchases.
- (b) Includes \$ accrual of discount less \$ amortization of premium and less \$ paid for accrued dividends on purchases.
- (c) Includes \$ accrual of discount less \$ amortization of premium and less \$ paid for accrued interest on purchases.
- (d) Includes \$ for company's occupancy of its own buildings; and excludes \$ interest on encumbrances.
- (e) Includes \$ accrual of discount less \$ amortization of premium and less \$ paid for accrued interest on purchases.
- (f) Includes \$ accrual of discount less \$ amortization of premium.
- (g) Includes \$ investment expenses and \$ investment taxes, licenses and fees, excluding federal income taxes, attributable to segregated and Separate Accounts.
- (h) Includes \$ interest on surplus notes and \$ interest on capital notes.
- (i) Includes \$ depreciation on real estate and \$ depreciation on other invested assets.

EXHIBIT OF CAPITAL GAINS (LOSSES)

		1	2	3	4	5
		Realized Gain (Loss) On Sales or Maturity	Other Realized Adjustments	Total Realized Capital Gain (Loss) (Columns 1 + 2)	Change in Unrealized Capital Gain (Loss)	Change in Unrealized Foreign Exchange Capital Gain (Loss)
1.	U.S. Government bonds					
1.1	Bonds exempt from U.S. tax					
1.2	Other bonds (unaffiliated)				820	
1.3	Bonds of affiliates					
2.1	Preferred stocks (unaffiliated)					
2.11	Preferred stocks of affiliates					
2.2	Common stocks (unaffiliated)					
2.21	Common stocks of affiliates					
3.	Mortgage loans					
4.	Real estate					
5.	Contract loans					
6.	Cash, cash equivalents and short-term investments					
7.	Derivative instruments					
8.	Other invested assets					
9.	Aggregate write-ins for capital gains (losses)					
10.	Total capital gains (losses)				820	
DETAILS OF WRITE-INS						
0901.					
0902.					
0903.					
0998.	Summary of remaining write-ins for Line 9 from overflow page					
0999.	Totals (Lines 0901 thru 0903 plus 0998) (Line 9, above)					

ANNUAL STATEMENT FOR THE YEAR 2023 OF THE American National County Mutual Insurance Company

EXHIBIT OF NON-ADMITTED ASSETS

	1	2	3
	Current Year Total Nonadmitted Assets	Prior Year Total Nonadmitted Assets	Change in Total Nonadmitted Assets (Col. 2 - Col. 1)
1. Bonds (Schedule D)			
2. Stocks (Schedule D):			
2.1 Preferred stocks			
2.2 Common stocks			
3. Mortgage loans on real estate (Schedule B):			
3.1 First liens			
3.2 Other than first liens.....			
4. Real estate (Schedule A):			
4.1 Properties occupied by the company			
4.2 Properties held for the production of income.....			
4.3 Properties held for sale			
5. Cash (Schedule E - Part 1), cash equivalents (Schedule E - Part 2) and short-term investments (Schedule DA)			
6. Contract loans			
7. Derivatives (Schedule DB)			
8. Other invested assets (Schedule BA)			
9. Receivables for securities			
10. Securities lending reinvested collateral assets (Schedule DL)			
11. Aggregate write-ins for invested assets			
12. Subtotals, cash and invested assets (Lines 1 to 11)			
13. Title plants (for Title insurers only)			
14. Investment income due and accrued			
15. Premiums and considerations:			
15.1 Uncollected premiums and agents' balances in the course of collection			
15.2 Deferred premiums, agents' balances and installments booked but not yet due.....			
15.3 Accrued retrospective premiums and contract subject to redetermination			
16. Reinsurance:			
16.1 Amounts recoverable from reinsurers			
16.2 Funds held by or deposited with reinsured companies			
16.3 Other amounts receivable under reinsurance contracts			
17. Amounts receivable relating to uninsured plans			
18.1 Current federal and foreign income tax recoverable and interest thereon			
18.2 Net deferred tax asset			
19. Guaranty funds receivable or on deposit			
20. Electronic data processing equipment and software			
21. Furniture and equipment, including health care delivery assets			
22. Net adjustment in assets and liabilities due to foreign exchange rates			
23. Receivables from parent, subsidiaries and affiliates			
24. Health care and other amounts receivable			
25. Aggregate write-ins for other than invested assets			
26. Total assets excluding Separate Accounts, Segregated Accounts and Protected Cell Accounts (Lines 12 to 25)			
27. From Separate Accounts, Segregated Accounts and Protected Cell Accounts			
28. Total (Lines 26 and 27)			
DETAILS OF WRITE-INS			
1101.			
1102.			
1103.			
1198. Summary of remaining write-ins for Line 11 from overflow page			
1199. Totals (Lines 1101 thru 1103 plus 1198)(Line 11 above)			
2501.			
2502.			
2503.			
2598. Summary of remaining write-ins for Line 25 from overflow page			
2599. Totals (Lines 2501 thru 2503 plus 2598)(Line 25 above)			

NONE

ANNUAL STATEMENT AS OF DECEMBER 31, 2023 OF THE American National County Mutual Insurance Company
NOTES TO FINANCIAL STATEMENTS

NOTE 1 Summary of Significant Accounting Policies and Going Concern

A. Accounting Practices

The accompanying financial statements of American National County Mutual Insurance Company ("the Company") are presented on the basis of accounting practices prescribed or permitted by the Texas Department of Insurance.

The Texas Department of Insurance recognizes only statutory accounting practices prescribed or permitted by the state of Texas for determining and reporting the financial condition and results of operations of an insurance company, and for determining its solvency under the Texas Insurance Law. The National Association of Insurance Commissioners' ("NAIC") Accounting Practices and Procedures Manual has been adopted as a component of prescribed or permitted practices by the state of Texas. The state has implemented and adopted certain exceptions to the prescribed accounting practices found in the NAIC Accounting Practices and Procedures Manual and the Commissioner of Insurance has the right to permit other specific practices that deviate from prescribed practices ("permitted practice").

As of the date of this report, the Company has not implemented any such exceptions, has not requested permission for a permitted practice, nor been directed by the state of Texas to implement any accounting practice unique to the Company.

A reconciliation of the Company's net income and capital and surplus between NAIC SAP and practices prescribed or permitted by the state of Texas is shown below:

	F/S	F/S		2023	2022
	SSAP #	Page	Line #		
NET INCOME					
(1) State basis (Page 4, Line 20, Columns 1 & 2)	XXX	XXX	XXX	\$ 2,365	\$ 374
(2) State Prescribed Practices that are an increase/(decrease) from NAIC SAP:					
(3) State Permitted Practices that are an increase/(decrease) from NAIC SAP:					
(4) NAIC SAP (1-2-3=4)				<u>\$ 2,365</u>	<u>\$ 374</u>
SURPLUS					
(5) State basis (Page 3, Line 37, Columns 1 & 2)	XXX	XXX	XXX	\$ 6,749,999	\$ 6,746,814
(6) State Prescribed Practices that are an increase/(decrease) from NAIC SAP:					
(7) State Permitted Practices that are an increase/(decrease) from NAIC SAP:					
(8) NAIC SAP (5-6-7=8)				<u>\$ 6,749,999</u>	<u>\$ 6,746,814</u>

B. Use of Estimates in the Preparation of the Financial Statements

The preparation of financial statements in conformity with Statutory Accounting Principles requires management to make estimates and assumptions that affect the reported amounts of assets and liabilities. It also requires disclosure of contingent assets and liabilities at the date of the financial statements and the reported amounts of revenue and expenses during the period. Actual results could differ from those estimates.

C. Accounting Policy

Premiums are earned over the terms of the related insurance policies and reinsurance contracts. Unearned premium reserves are established to cover the unexpired portion of premiums written. Generally, such reserves are computed by pro rata methods for direct business and are based on reports received from ceding companies for reinsurance.

Expenses incurred in connection with acquiring new insurance business, including such acquisition costs as sales commissions, are charged to operations as incurred.

In addition, the Company uses the following accounting policies:

- (1) Short-term investments, which consist of securities with maturity dates at date of purchase of less than one year, are stated at amortized cost.
- (2) The Company has no investment in mandatory convertible securities or SVO identified investments. Bonds not backed by other loans are generally stated at amortized cost using the yield to worst amortization method, except for bonds with an NAIC designation of 3-6, which are recorded at the lower of cost or estimated fair value.
- (3) Not applicable - The Company has no investment in common stocks.
- (4) Not applicable - The Company has no investment in preferred stocks.
- (5) Not applicable - The Company has no investment in mortgage loans.
- (6) Loan-backed securities are stated at amortized cost using the retrospective method including anticipated prepayments at the date of purchase, except for those with an NAIC designation 3-6, which are stated at lower of amortized cost or estimated fair value.
- (7) Not applicable - The Company has no investments in subsidiaries, controlled, or affiliated companies.
- (8) Not applicable - The Company has no investments in joint ventures.
- (9) Not applicable - The Company has no investments in derivatives.
- (10) The Company anticipates investment income as a factor in the premium deficiency calculation.
- (11) Unpaid losses and loss adjustment expenses include an amount determined from individual case estimates and loss reports and an amount, based on past experience, for losses incurred but not reported net of amounts for reinsurance ceded. Such liabilities are based on assumptions and estimates and while management believes the amount is adequate, the ultimate liability may be in excess of or less than the amount provided. The method for making such estimates and for establishing the resulting liability is continually reviewed and any adjustments are reflected in the period determined.
- (12) The Company depreciates fixed assets on the straight-line basis over the shorter of their estimated useful lives, typically five to thirty years. The Company has not modified its capitalization policy from the prior year.
- (13) Not applicable - The Company has no pharmaceutical rebate receivables.

D. Going Concern

Based upon its evaluation of relevant conditions and events, management did not have substantial doubt about the Company's ability to continue as a going concern.

NOTE 2 Accounting Changes and Corrections of Errors

The Company had no material changes in accounting principles or correction of errors during the reporting periods.

ANNUAL STATEMENT AS OF DECEMBER 31, 2023 OF THE American National County Mutual Insurance Company
NOTES TO FINANCIAL STATEMENTS

NOTE 3 Business Combinations and Goodwill

A. Statutory Purchase Method

Not applicable - There were no business combinations accounted for under the statutory purchases method.

B. Statutory Merger

Not applicable - There were no business combinations taking the form of a statutory merger in the current year.

C. Impairment Loss

Not applicable - The Company did not recognize an impairment loss on the transactions described above.

D. Subcomponents and Calculation of Adjusted Surplus and Total Admitted Goodwill

Not applicable - The Company did not recognize any goodwill.

NOTE 4 Discontinued Operations

Not applicable - The Company did not have any discontinued operations during the reporting periods.

NOTE 5 Investments

A. Mortgage Loans, including Mezzanine Real Estate Loans

Not applicable - The Company has no investments in mortgage loans.

B. Debt Restructuring

Not applicable - The Company is not a creditor for any restructured debt.

C. Reverse Mortgages

Not applicable - The Company has no investments in reverse mortgages.

D. Loan-Backed Securities

(1) Prepayment assumptions for mortgage-backed/asset-backed securities were obtained from independent third party pricing services or internal estimates.

(2) At December 31, 2023, the Company did not have any securities within the scope of SSAP No 43R with a recognized other-than temporary impairment due to the intent to sell or an inability or lack of intent to retain the security for period of time sufficient to recover the amortized cost basis.

(3) At December 31, 2023, the Company did not hold any loan-backed and structured securities with a recognized credit-related OTTI.

(4) There are no impaired securities for which an other-than-temporary impairment has not been recognized in earning as realized loss.

(5) All loan-backed and structured securities in an unrealized loss position were reviewed to determine whether an other-than-temporary impairment should be recognized. As of December 31, 2023, the Company believes it has the intent and ability to hold securities long enough to allow the cost basis of these securities to be recovered. Although the investment securities above did not meet management's criteria for other-than-temporary impairment at this time, it is possible that future events or information could cause them to conclude that declines in value are other-than-temporary.

E. Dollar Repurchase Agreements and/or Securities Lending Transactions

Not applicable - The Company has no repurchase agreements or securities lending transactions.

F. Repurchase Agreements Transactions Accounted for as Secured Borrowing

Not applicable - The Company has no repurchase agreements transactions.

G. Reverse Repurchase Agreements Transactions Accounted for as Secured Borrowing

Not applicable - The Company has no reverse repurchase agreements transactions.

H. Repurchase Agreements Transactions Accounted for as a Sale

Not applicable - The Company has no repurchase agreements transactions.

I. Reverse Repurchase Agreements Transactions Accounted for as a Sale

Not applicable - The Company has no reverse repurchase agreements transactions.

J. Real Estate

(1) Not applicable - The Company has no investment in impaired real estate.

(2) Not applicable - The Company has no real estate classified as held for sale during the reporting periods.

(3) Not applicable - The Company had no plans of sales for an investment in real estate.

(4) Not applicable - The Company does not engage in retail land sales operations.

(5) Not applicable - The Company does not hold real estate investments with participating mortgage loan features.

K. Low Income Housing tax Credits (LIHTC)

Not applicable - The Company has no investments in low-income housing tax credits.

ANNUAL STATEMENT AS OF DECEMBER 31, 2023 OF THE American National County Mutual Insurance Company
NOTES TO FINANCIAL STATEMENTS

L. Restricted Assets

(1) Restricted Assets (Including Pledged)

Restricted Asset Category	Gross (Admitted & Nonadmitted) Restricted						
	Current Year					6	7
	1	2	3	4	5		
	Total General Account (G/A)	G/A Supporting Protected Cell Account Activity (a)	Total Protected Cell Account Restricted Assets	Protected Cell Account Assets Supporting G/A Activity (b)	Total (1 plus 3)	Total From Prior Year	Increase/ (Decrease) (5 minus 6)
a. Subject to contractual obligation for which liability is not shown	\$ —	\$ —	\$ —	\$ —	\$ —	\$ —	\$ —
b. Collateral held under security lending agreements	\$ —	\$ —	\$ —	\$ —	\$ —	\$ —	\$ —
c. Subject to repurchase agreements	\$ —	\$ —	\$ —	\$ —	\$ —	\$ —	\$ —
d. Subject to reverse repurchase agreements	\$ —	\$ —	\$ —	\$ —	\$ —	\$ —	\$ —
e. Subject to dollar repurchase agreements	\$ —	\$ —	\$ —	\$ —	\$ —	\$ —	\$ —
f. Subject to dollar reverse repurchase agreements	\$ —	\$ —	\$ —	\$ —	\$ —	\$ —	\$ —
g. Placed under option contracts	\$ —	\$ —	\$ —	\$ —	\$ —	\$ —	\$ —
h. Letter stock or securities restricted as to sale - excluding FHLB capital stock	\$ —	\$ —	\$ —	\$ —	\$ —	\$ —	\$ —
i. FHLB capital stock	\$ —	\$ —	\$ —	\$ —	\$ —	\$ —	\$ —
j. On deposit with states	\$ 49,482	\$ —	\$ —	\$ —	\$ 49,482	\$ 49,988	\$ (506)
k. On deposit with other regulatory bodies	\$ —	\$ —	\$ —	\$ —	\$ —	\$ —	\$ —
l. Pledged collateral to FHLB (including assets backing funding agreements)	\$ —	\$ —	\$ —	\$ —	\$ —	\$ —	\$ —
m. Pledged as collateral not captured in other categories	\$ —	\$ —	\$ —	\$ —	\$ —	\$ —	\$ —
n. Other restricted assets	\$ —	\$ —	\$ —	\$ —	\$ —	\$ —	\$ —
o. Total Restricted Assets (Sum of a through n)	\$ 49,482	\$ —	\$ —	\$ —	\$ 49,482	\$ 49,988	\$ (506)

(a) Subset of Column 1

(b) Subset of Column 3

Restricted Asset Category	Current Year			
	8	9	Percentage	
			10	11
Total Non-admitted Restricted	Total Admitted restricted (5 minus 8)	Gross (Admitted & Nonadmitted) Restricted to Total Assets (c)	Admitted Restricted to Total Admitted Assets (d)	
a. Subject to contractual obligation for which liability is not shown	\$ —	\$ —	0.000 %	0.000 %
b. Collateral held under security lending agreements	\$ —	\$ —	0.000 %	0.000 %
c. Subject to repurchase agreements	\$ —	\$ —	0.000 %	0.000 %
d. Subject to reverse repurchase agreements	\$ —	\$ —	0.000 %	0.000 %
e. Subject to dollar repurchase agreements	\$ —	\$ —	0.000 %	0.000 %
f. Subject to dollar reverse repurchase agreements	\$ —	\$ —	0.000 %	0.000 %
g. Placed under option contracts	\$ —	\$ —	0.000 %	0.000 %
h. Letter stock or securities restricted as to sale - excluding FHLB capital stock	\$ —	\$ —	0.000 %	0.000 %
i. FHLB capital stock	\$ —	\$ —	0.000 %	0.000 %
j. On deposit with states	\$ —	\$ 49,482	0.252 %	0.252 %
k. On deposit with other regulatory bodies	\$ —	\$ —	0.000 %	0.000 %
l. Pledged collateral to FHLB (including assets backing funding agreements)	\$ —	\$ —	0.000 %	0.000 %
m. Pledged as collateral not captured in other categories	\$ —	\$ —	0.000 %	0.000 %
n. Other restricted assets	\$ —	\$ —	0.000 %	0.000 %
o. Total Restricted Assets (Sum of a through n)	\$ —	\$ 49,482	0.252 %	0.252 %

(c) Column 5 divided by Asset Page, Column 1, Line 28

(d) Column 9 divided by Asset Page, Column 3, Line 28

(2) The Company has no assets pledged as collateral not captured in other categories.

(3) The Company has no other restricted assets.

(4) The Company has no collateral received and reflected as assets.

M. Working Capital Finance Investments

Not applicable - The Company has no working capital finance investments.

N. Offsetting and Netting of Assets and Liabilities

Not applicable - The Company has no offsetting and netting of assets and liabilities.

O. 5GI Securities

Not applicable - The Company has no 5GI securities.

P. Short Sales

Not applicable - The Company has no short sales.

ANNUAL STATEMENT AS OF DECEMBER 31, 2023 OF THE American National County Mutual Insurance Company
NOTES TO FINANCIAL STATEMENTS

Q. Prepayment Penalty and Acceleration Fees

The Company has no prepayment penalty and acceleration fees.

R. Reporting Entity's Share of Cash Pool by Asset Type

Not applicable - The Company did not participate in any cash pools.

NOTE 6 Joint Ventures, Partnerships and Limited Liability Companies

Not applicable - The Company has no investments in Joint Ventures, Partnerships or Limited Liability Companies that exceed 10% of its admitted assets.

NOTE 7 Investment Income

A. Due and accrued income is excluded from surplus for investment income amounts over 90 days past due.

B. Not applicable - There was no investment income excluded from surplus during the reporting period.

C. The gross, nonadmitted and admitted amounts for interest income due and accrued.

Interest income due and accrued		<u>Amount</u>
1. Gross	\$	68,591
2. Nonadmitted	\$	—
3. Admitted	\$	68,591

D. The aggregate deferred interest.

Aggregate Deferred Interest		<u>Amount</u>
	\$	—

E. The cumulative amounts of paid-in-kind (PIK) interest included in the current principal balance.

Cumulative amounts of PIK interest included in the current principal balance		<u>Amount</u>
	\$	—

NOTE 8 Derivative Instruments

Not applicable - The Company has no investments in derivative instruments.

NOTE 9 Income Taxes

A. The components of the net deferred tax asset/(liability) at the end of current period are as follows:

1.

	As of End of Current Period			12/31/2022			Change		
	(1) Ordinary	(2) Capital	(3) (Col. 1+2) Total	(4) Ordinary	(5) Capital	(6) (Col. 1+2) Total	(7) (Col. 1 - 4) Ordinary	(8) (Col. 2 - 5) Capital	(9) (Col. 7 + 8) Total
(a) Gross Deferred Tax Assets	\$ 682,322	\$ —	\$ 682,322	\$ 666,289	\$ 172	\$ 666,461	\$ 16,033	\$ (172)	\$ 15,861
(b) Statutory Valuation Allowance Adjustment	682,041	—	\$ 682,041	666,084	172	\$ 666,256	\$ 15,957	\$ (172)	\$ 15,785
(c) Adjusted Gross Deferred Tax Assets (1a - 1b)	281	—	\$ 281	205	—	\$ 205	\$ 76	\$ —	\$ 76
(d) Deferred Tax Assets Nonadmitted	—	—	\$ —	—	—	\$ —	\$ —	\$ —	\$ —
(e) Subtotal Net Admitted Deferred Tax Asset (1c - 1d)	281	—	\$ 281	205	—	\$ 205	\$ 76	\$ —	\$ 76
(f) Deferred Tax Liabilities	281	—	\$ 281	205	—	\$ 205	\$ 76	\$ —	\$ 76
(g) Net Admitted Deferred Tax Asset/(Net Deferred Tax Liability) (1e - 1f)	—	—	\$ —	—	—	\$ —	\$ —	\$ —	\$ —

ANNUAL STATEMENT AS OF DECEMBER 31, 2023 OF THE American National County Mutual Insurance Company
NOTES TO FINANCIAL STATEMENTS

2.

	As of End of Current Period			12/31/2022			Change		
	(1) Ordinary	(2) Capital	(3) (Col. 1+2) Total	(4) Ordinary	(5) Capital	(6) (Col. 1+2) Total	(7) (Col. 1 - 4) Ordinary	(8) (Col. 2 - 5) Capital	(9) (Col. 7 + 8) Total
Admission Calculation Components SSAP No. 101									
(a) Federal Income Taxes Paid In Prior Years Recoverable Through Loss Carrybacks.	\$ —	\$ —	\$ —	\$ —	\$ —	\$ —	\$ —	\$ —	\$ —
(b) Adjusted Gross Deferred Tax Assets Expected To Be Realized (Excluding The Amount Of Deferred Tax Assets From 2(a) above) After Application of the Threshold Limitation. (The Lesser of 2(b)1 and 2(b)2 Below)	\$ —	\$ —	\$ —	\$ —	\$ —	\$ —	\$ —	\$ —	\$ —
1. Adjusted Gross Deferred Tax Assets Expected to be Realized Following the Balance Sheet Date.	\$ —	\$ —	\$ —	\$ —	\$ —	\$ —	\$ —	\$ —	\$ —
2. Adjusted Gross Deferred Tax Assets Allowed per Limitation Threshold.	XXX	XXX	\$ 972,000	XXX	XXX	\$ 1,012,022	XXX	XXX	\$ (40,022)
(c) Adjusted Gross Deferred Tax Assets (Excluding The Amount Of Deferred Tax Assets From 2(a) and 2(b) above) Offset by Gross Deferred Tax Liabilities.	\$ 281	\$ —	\$ —	\$ 205	\$ —	\$ 205	\$ 76	\$ —	\$ 76
(d) Deferred Tax Assets Admitted as the result of application of SSAP No. 101. Total (2(a) + 2(b) + 2(c))	\$ 281	\$ —	\$ —	\$ 205	\$ —	\$ 205	\$ 76	\$ —	\$ 76

3.

	2023	2022
a. Ratio Percentage Used To Determine Recovery Period And Threshold Limitation Amount.	11879.827 %	11211.802 %
b. Amount Of Adjusted Capital And Surplus Used To Determine Recovery Period And Threshold Limitation in 2(b)2 Above.	\$ 6,479,999	\$ 6,746,814

4.

	As of End of Current Period		12/31/2022		Change	
	(1) Ordinary	(2) Capital	(3) Ordinary	(4) Capital	(5) (Col. 1-3) Ordinary	(6) (Col. 2-4) Capital
Impact of Tax Planning Strategies:						
(a) Determination of adjusted gross deferred tax assets and net admitted deferred tax assets, by tax character as a percentage.						
1. Adjusted Gross DTAs amount from Note 9A1(c)	\$ 281	\$ —	\$ 205	\$ —	\$ 76	\$ —
2. Percentage of adjusted gross DTAs by tax character attributable to the impact of tax planning strategies	0.000 %	0.000 %	0.000 %	0.000 %	0.000 %	0.000 %
3. Net Admitted Adjusted Gross DTAs amount from Note 9A1e	\$ 281	\$ —	\$ 205	\$ —	\$ 76	\$ —
4. Percentage of net admitted adjusted gross DTAs by tax character admitted because of the impact of tax planning strategies	0.000 %	0.000 %	0.000 %	0.000 %	0.000 %	0.000 %

b. Do the Company's tax-planning strategies include the use of reinsurance? Yes No

B. As of December 31, 2023, the Company had no unrecognized deferred tax liabilities.

ANNUAL STATEMENT AS OF DECEMBER 31, 2023 OF THE American National County Mutual Insurance Company
NOTES TO FINANCIAL STATEMENTS

C. Current income taxes incurred consist of the following major components:

	(1) As of End of Current Period	(2) 12/31/2022	(3) (Col. 1-2) Total Change
1. Current Income Tax			
(a) Federal	\$ —	\$ —	\$ —
(b) Foreign	\$ —	\$ —	\$ —
(c) Subtotal	\$ —	\$ —	\$ —
(d) Federal income tax on net capital gains	\$ —	\$ —	\$ —
(e) Utilization of capital loss carry-forwards	\$ —	\$ —	\$ —
(f) Other	\$ —	\$ —	\$ —
(g) Federal and foreign income taxes incurred	\$ —	\$ —	\$ —
2. Deferred Tax Assets:			
(a) Ordinary:			
(1) Discounting of unpaid losses	\$ —	\$ —	\$ —
(2) Unearned premium reserve	\$ 4,067	\$ 3,843	\$ 224
(3) Policyholder reserves	\$ —	\$ —	\$ —
(4) Investments	\$ 18	\$ 18	\$ —
(5) Deferred acquisition costs	\$ —	\$ —	\$ —
(6) Policyholder dividends accrual	\$ —	\$ —	\$ —
(7) Fixed Assets	\$ —	\$ —	\$ —
(8) Compensation and benefits accrual	\$ —	\$ —	\$ —
(9) Pension accrual	\$ —	\$ —	\$ —
(10) Receivables - nonadmitted	\$ —	\$ —	\$ —
(11) Net operating loss carry-forward	\$ 674,318	\$ 658,331	\$ 15,987
(12) Tax credit carry-forward	\$ 3,919	\$ 4,097	\$ (178)
(13) Other (including items <5% of total ordinary tax assets)	\$ —	\$ —	\$ —
(99) Subtotal	\$ 682,322	\$ 666,289	\$ 16,033
(b) Statutory valuation allowance adjustment	\$ 682,041	\$ 666,084	\$ 15,957
(c) Nonadmitted	\$ —	\$ —	\$ —
(d) Admitted ordinary deferred tax assets (2a99 - 2b - 2c)	\$ 281	\$ 205	\$ 76
(e) Capital:			
(1) Investments	\$ —	\$ 172	\$ (172)
(2) Net capital loss carry-forward	\$ —	\$ —	\$ —
(3) Real estate	\$ —	\$ —	\$ —
(4) Other (including items <5% of total ordinary tax assets)	\$ —	\$ —	\$ —
(99) Subtotal	\$ —	\$ 172	\$ (172)
(f) Statutory valuation allowance adjustment	\$ —	\$ 172	\$ (172)
(g) Nonadmitted	\$ —	\$ —	\$ —
(h) Admitted capital deferred tax assets (2e99 - 2f - 2g)	\$ —	\$ —	\$ —
(i) Admitted deferred tax assets (2d + 2h)	\$ 281	\$ 205	\$ 76
3. Deferred Tax Liabilities:			
(a) Ordinary:			
(1) Investments	\$ 281	\$ 205	\$ 76
(2) Fixed Assets	\$ —	\$ —	\$ —
(3) Deferred and uncollected premium	\$ —	\$ —	\$ —
(4) Policyholder reserves	\$ —	\$ —	\$ —
(5) Other (including items <5% of total ordinary tax liabilities)	\$ —	\$ —	\$ —
(99) Subtotal	\$ 281	\$ 205	\$ 76
(b) Capital:			
(1) Investments	\$ —	\$ —	\$ —
(2) Real estate	\$ —	\$ —	\$ —
(3) Other (including items <5% of total capital tax liabilities)	\$ —	\$ —	\$ —
(99) Subtotal	\$ —	\$ —	\$ —
(c) Deferred tax liabilities (3a99 + 3b99)	\$ 281	\$ 205	\$ 76
4. Net deferred tax assets/liabilities (2i - 3c)	\$ —	\$ —	\$ —

ANNUAL STATEMENT AS OF DECEMBER 31, 2023 OF THE American National County Mutual Insurance Company
NOTES TO FINANCIAL STATEMENTS

D. Additional Items

1. The change in deferred taxes reported in surplus is comprised of the following components:

	(1) As of End of Current Period	(2) 12/31/2022	(3) (Col. 1-2) Total Change
Total adjusted deferred assets	\$ 281	\$ 205	\$ 76
Total deferred tax liabilities	\$ 281	\$ 205	\$ 76
Net deferred tax asset (liability)	\$ —	\$ —	\$ —
Tax effect on change in unaffiliated unrealized gains (losses)			\$ —
Tax effect on change in previously untaxed nonadmitted assets			\$ —
Tax effect on change in statutory pension obligation			\$ —
Change in deferred income tax in surplus			\$ —

2. The provision for federal and foreign income taxes incurred is different from that which would be obtained by applying the statutory Federal income tax rate to income before income taxes. The significant items causing this difference are as follows:

	(1) As of End of Current Period	(2) Effective Tax Rate
Gain (Loss) From Operations	\$ 2,365	
Capital Gains (Losses)	\$ —	
Reported Statutory Income (Loss)	\$ 2,365	
Federal Statutory Rate	21.0 %	
Expected Income Tax at Statutory Rate	\$ 497	21.0 %
Increase (Decrease) In Tax Resulting From:		
Tax-Exempt Interest	\$ (16,632)	(703.3)%
Valuation Allowance	\$ 15,957	674.7 %
Tax Credits	\$ 178	7.5 %
Total Income Tax Reported	\$ —	— %
Current Income Taxes Incurred	\$ —	— %
Change In Deferred Income Taxes	\$ —	— %
Total Income Tax Reported	\$ —	— %

E. Operating Loss Carry-Forward

1. The origination year, amounts and expiration year of operating losses and tax credit carry forwards available for tax purposes are as follows:

Origination Year	Operating Loss	Expiration Year
2006	\$ 84,682	2026
2007	146,130	2027
2008	162,242	2028
2010	265,752	2030
2011	270,066	2031
2012	124,893	2032
2013	193,437	2033
2014	136,004	2034
2015	29,061	2035
2017	37,631	2037
2019	406,248	2039
2020	649,064	2040
2021	522,828	2041
2022	108,096	2042
2023	74,903	2043
	\$ 3,211,037	

Origination Year	Tax Credits	Expiration Year
2014	172	2024
2015	160	2025
2016	175	2026
2017	474	2027
2018	679	2028
2019	794	2029
2020	874	2030
2021	591	2031
	\$ 3,919	

2. As of December 31, 2023, the Company had no federal income taxes available for recoupment

3. As of December 31, 2023, the Company had no deposits under Code Section 6603 to stop the running of interest on potential underpayments.

F. Consolidated Federal Income Tax Return

The Company's Federal Income Tax Return is not consolidated with any other entity.

G. Tax Loss Contingencies

As of December 31, 2023, the Company had no liability for tax loss contingencies.

H. Repatriation Transition Tax (RTT)

As of December 31, 2023, the Company had no foreign repatriation transition tax.

I. Alternative Minimum Tax (AMT) Credit

As of December 31, 2023, the Company had no AMT credit carryforwards.

J. Corporate Alternative Minimum Tax (CAMT)

The inflation Reduction Act was enacted on August 16, 2022 and included a new Corporate Alternative Minimum Tax (CAMT) effective for tax years beginning after 2022. As of December 31, 2023, the company is not an applicable reporting entity and the accompanying statutory financial statements do not include an estimated impact from the CAMT.

NOTE 10 Information Concerning Parent, Subsidiaries, Affiliates and Other Related Parties

A.-B. Schedule Y summarizes various related party transactions and the nature of relationships between the entities in the NAIC group #0408: Brookfield Asset Mgmt Reins Partners Ltd Grp and other affiliates.

ANNUAL STATEMENT AS OF DECEMBER 31, 2023 OF THE American National County Mutual Insurance Company
NOTES TO FINANCIAL STATEMENTS

C. Transactions with related party who are not reported on Schedule Y

Not applicable - The Company had no material transactions with related parties who are not reported on Schedule Y.

D. The Company reported \$66,792 and \$108,483 as amounts due from parent, subsidiaries and affiliates at December 31, 2023 and December 31, 2022, respectively. The Company reported \$430,545 and \$518,552 as amounts payable to parent, subsidiaries and affiliates at December 31, 2023 and December 31, 2022, respectively. The terms of settlement generally require these amounts to be settled within 30 days of receipt of invoice or, as applicable under certain agreements, within 30 days of the end of the billing period.

E. The Company is a party to various intercompany management agreements and service contracts with related parties as shown in Schedule Y Part 2. Under the terms of the management agreement between the Company and American National Insurance Company (ANICO), the Company pays a management fee to ANICO, of which a portion is allocated to American National Property And Casualty Company. This management fee is settled quarterly.

F. Not applicable - The Company has made no guarantees for the benefit of an affiliate or related party.

G. The Company is managed by American National Insurance Company, a life insurance company domiciled in the state of Texas ("ANICO"). ANICO is directly owned by American National Group, LLC, a Delaware limited liability company ("ANAT").

Brookfield Reinsurance Ltd. (formerly known as Brookfield Asset Management Reinsurance Partners Ltd.) completed its acquisition of ANAT on May 25, 2022.

H. Not applicable - No amount was deducted for the value of an upstream intermediate entity or ultimate parent.

I. Not applicable - The Company has no investment in Subsidiary, Controlled or Affiliated Companies that exceeds 10% of admitted assets.

J. Not applicable - The Company did not recognize any impairment write down for its investments in Subsidiary, Controlled or Affiliated Companies during the statement period.

K. Not applicable - The Company has no investment in a foreign insurance subsidiary

L. Not applicable - The Company has no investments in a downstream noninsurance holding company.

M,N. Not applicable - The Company has no SCA investments during the reporting periods.

O. SCA or SSAP 48 Entity Loss Tracking

Not applicable - The Company does not have any losses in SCAs or SSAP No. 48 entities that exceed its investment.

NOTE 11 Debt

A. The Company has a line of credit established with American National Insurance Company for up to \$500,000 to meet short-term liquidity needs. Interest accrues on a 365 days accrual basis at a variable rate. The variable rate equals the prime rate published by *The Wall Street Journal* on the first business day of the month.

There were no outstanding borrowings on the line of credit at December 31, 2023 and December 31, 2022.

The Company has no long-term debt and no other short-term borrowing arrangements.

B. FHLB (Federal Home Loan Bank) Agreements

Not applicable - The Company has no Federal Home Loan Bank agreements.

NOTE 12 Retirement Plans, Deferred Compensation, Postemployment Benefits and Compensated Absences and Other Postretirement Benefit Plans

The Company has no employees. Employees of the Company's affiliates provide services to the Company under intercompany service agreements.

A-D. Defined Benefit Plan

Not applicable - The Company has no defined benefit plans.

E. Defined Contribution Plan

Not applicable - The Company has no defined contribution plans.

F. Multiemployer Plans

Not applicable - The Company does not participate in any multiemployer plans.

G. Consolidated/Holding Company Plans

Not applicable - The Company does not participate in any consolidated/holding company plans.

H. Postemployment Benefits and Compensated Absences

Not applicable - The Company has no obligations for post-retirement benefits or compensated absences.

I. Impact of Medicare Modernization Act on Postretirement Benefits (INT 04-17)

Not applicable - The Company has no postretirement benefit plans.

NOTE 13 Capital and Surplus, Dividend Restrictions and Quasi-Reorganizations

A. Not applicable - The Company has no common stock outstanding.

B. Not applicable - The Company has no preferred stock outstanding.

C. Not applicable - The Company is a county mutual insurance company.

D. Not applicable - The Company is a county mutual insurance company.

E. Not applicable - The Company is a county mutual insurance company.

F. There were no restrictions placed on the Company's surplus, including for whom the surplus is being held.

G. Not applicable - There have been no advances to surplus.

H. Not applicable - The Company has no stock held for special purposes.

I. Not applicable - The Company has no special surplus funds.

J. Not applicable - The Company has no cumulative unrealized gains and losses.

K. Not applicable - The Company has not issued any surplus notes or debentures or similar obligations.

L, M. Not applicable - The Company did not participate in any quasi-reorganization.

ANNUAL STATEMENT AS OF DECEMBER 31, 2023 OF THE American National County Mutual Insurance Company
NOTES TO FINANCIAL STATEMENTS

NOTE 14 Liabilities, Contingencies and Assessments

A. Contingent Commitments

Not applicable - The Company has no contingent commitments.

B. Assessments

(1) All states in which the Company does business have laws requiring solvent property and casualty insurance companies to pay assessments to state guaranty associations to protect the interests of policyholders of insolvent property and casualty insurance companies. The Company expects to pay guaranty fund assessments in the period in which they are received and related premium tax credits would begin in and be recognized over the period allowed by each state.

(2)

a. Assets recognized from paid and accrued premium tax offsets and policy surcharges prior year-end	\$	51,573
b. Decreases current year:		
2023 Amortization	\$	7,204
c. Increases current year:		
2023 Assessments	\$	—
d. Assets recognized from paid and accrued premium tax offsets and policy surcharges current year-end	\$	44,369

(3) Not applicable - As of December 31, 2023, the Company does not have any guaranty fund liabilities or assets that have been discounted for companies that wrote long-term care insurance.

(4) The above amounts represent management's best estimates based on information received from states in which the Company writes business and may change due to many factors including the Company's share of the ultimate cost of current insolvencies.

C. Gain Contingencies

Not applicable - The Company did not recognize any gain contingencies during the reporting periods.

D. Claims related extra contractual obligations and bad faith losses stemming from lawsuits

Not applicable - The Company did not pay any amounts in the reporting period to settle claims related to extra contractual obligations or bad faith claims stemming from lawsuits.

E. Product Warranties

Not applicable - The Company has no liability for product warranties.

F. Joint and Several Liabilities

Not applicable - The Company has no joint and several liability arrangements.

G. All Other Contingencies

The Company, consistent with the insurance industry in general, is a defendant in various lawsuits from time to time, which may concern alleged breaches of contracts, various employment matters, allegedly deceptive insurance sales and marketing practices, and miscellaneous other causes of action arising in the ordinary course of operations. Certain of these lawsuits may include claims for compensatory and punitive damages. We record accruals for these items to the extent we deem the losses probable and reasonably estimable. After reviewing the existing litigation with legal counsel, based upon information presently available, management is of the opinion that the ultimate resultant liability, if any, would not have a material adverse effect on the Company's financial position, liquidity or results of operations; however, assessing the eventual outcome of litigation necessarily involves forward-looking speculation as to judgments to be made by judges, juries and appellate courts in the future.

Such speculation warrants caution, as the frequency of large damage awards, which bear little or no relation to the economic damages incurred by plaintiffs in some jurisdictions, continues to create the potential for an unpredictable judgment in any given lawsuit. As lawsuits are typically in various stages of development, future facts and circumstances could result in management changing its conclusions. It is possible that, if the defenses in these lawsuits are not successful, and the judgments are greater than management can anticipate, the resulting liability could have a material impact on our financial position, liquidity or results of operations. With respect to any existing litigation, management currently believes that the possibility of a material judgment adverse to the Company is remote and no estimate of range can be made for loss contingencies that are at least reasonably possible but not accrued.

NOTE 15 Leases

Not applicable - The Company is not a party to any leasing agreements.

NOTE 16 Information About Financial Instruments With Off-Balance Sheet Risk and Financial Instruments With Concentrations of Credit Risk

Not applicable - The Company had no financial instruments with off-balance sheet risk or with significant concentrations of credit risk.

NOTE 17 Sale, Transfer and Servicing of Financial Assets and Extinguishments of Liabilities

Not applicable - The Company had no sales, transfers, or servicing of financial assets and extinguishment of liabilities during the reporting periods.

NOTE 18 Gain or Loss to the Reporting Entity from Uninsured Plans and the Uninsured Portion of Partially Insured Plans

Not applicable - The Company has no uninsured or partially insured accident and health plans.

ANNUAL STATEMENT AS OF DECEMBER 31, 2023 OF THE American National County Mutual Insurance Company
NOTES TO FINANCIAL STATEMENTS

NOTE 19 Direct Premium Written/Produced by Managing General Agents/Third Party Administrators

The aggregate amount of direct premiums written through managing general agents for the year ended December 31, 2023 is \$4,878,466.

Name and Address of Managing General Agent or Third Party Administrator	FEIN NUMBER	Exclusive Contract	Types of Business Written	Type of Authority Granted	Total Direct Premiums Written/Produced By
Collateral Protection Partnership, LTD 1366 Windsor Huntsville, TX 77340	90-1137550	No	Collateral Protection	C, CA, B, P, U	\$ 4,235,165
HUB International Midwest Limited 55 East Jackson Blvd 14th Fl Chicago, IL 60604	35-0672425	No	Collateral Protection	C, CA, B, P, U	\$ 643,301
Total	xxx	xxx	xxx	xxx	\$ 4,878,466

C - Claims Payment
CA - Claims Adjustment
R - Reinsurance Ceding
B - Binding Authority
P - Premium Collection
U - Underwriting

NOTE 20 Fair Value Measurements

A.

(1) Fair Value Measurements at Reporting Date

Description for each class of asset or liability	(Level 1)	(Level 2)	(Level 3)	Net Asset Value (NAV)	Total
a. Assets at fair value					
none	\$ —	\$ —	\$ —	\$ —	\$ —
Total assets at fair value/NAV	\$ —	\$ —	\$ —	\$ —	\$ —

Description for each class of asset or liability	(Level 1)	(Level 2)	(Level 3)	Net Asset Value (NAV)	Total
b. Liabilities at fair value					
none	\$ —	\$ —	\$ —	\$ —	\$ —
Total liabilities at fair value	\$ —	\$ —	\$ —	\$ —	\$ —

(2) Fair Value Measurements in (Level 3) of the Fair Value hierarchy

There were no level 3 securities for the period ending December 31, 2023.

(3) Transfer between levels, if any, are recognized at the beginning of the reporting period.

(4) The market values of equity and debt securities are obtained from various pricing services. There has been no change in the valuation techniques and related inputs.

(5) The Company does not own any derivative securities.

B. Fair value is defined as the price that would be received to sell an asset or paid to transfer a liability. A fair value hierarchy is used to determine fair value based on a hypothetical transaction at the measurement date from the perspective of a market participant. An asset or liability's classification within the fair value hierarchy is based on the lowest level of significant input to its valuation. The input levels are defined as follows:

Level 1 - Unadjusted quoted prices in active markets for identical assets or liabilities. The Company defines active markets based on average trading volume for equity securities. The size of the bid/ask spread is used as an indicator of market activity for fixed maturity securities.

Level 2 - Quoted prices in markets that are not active or inputs that are observable directly or indirectly. Level 2 inputs include quoted prices for similar assets or liabilities other than quoted prices in Level 1; quoted prices in markets that are not active; or other inputs that are observable or can be derived principally from or corroborated by observable market data for substantially the full term of the assets or liabilities.

Level 3 - Unobservable inputs that are supported by little or no market activity and are significant to the fair value of the assets or liabilities. Unobservable inputs reflect the Company's own assumptions about the assumptions that market participants would use in pricing the asset or liability. Level 3 assets and liabilities include financial instruments whose values are determined using pricing models and third-party evaluation, as well as instruments for which the determination of fair value requires significant management judgment or estimation.

The Company has evaluated the various types of securities in its investment portfolio to determine an appropriate fair value hierarchy level based upon trading activity and the observability of market inputs. Based on the results of this evaluation and investment class analysis, each price was classified into Level 1, 2, or 3.

The pricing service utilizes market quotations for fixed maturity securities that have quoted prices in active markets. Since fixed maturities generally do not trade on a daily basis, the pricing service prepares estimates of fair value measurements for these securities using its proprietary pricing applications, which include available relevant market information, benchmark curves, benchmarking of like securities, sector groupings and matrix pricing. Additionally, the pricing service uses an Option Adjusted Spread model to develop prepayment and interest rate scenarios.

Equity and fixed income securities are priced by independent pricing services. The pricing service evaluates each asset class based on relevant market information, relevant credit information, perceived market movements and sector news. The market inputs utilized in the pricing evaluation, listed in the approximate order of priority, include benchmark yields, reported trades, broker/dealer quotes, issuer spreads, two-sided markets, benchmark securities, bids, offers, reference data, and economic events. The extent of the use of each market input depends on the asset class and the market conditions. Depending on the security, the priority of the use of inputs may change or some market inputs may not be relevant. For some securities additional inputs may be necessary.

The Company has reviewed the inputs and methodology used by the pricing service and the techniques applied by the pricing service to produce quotes that represent the fair value of a specific security. The review of the pricing service's methodology confirms the service is utilizing information from organized transactions or a technique that represents a market participant's assumptions. The Company does not adjust quotes received by the pricing service.

The pricing service utilized by the Company has indicated that they will only produce an estimate of fair value if there is objectively verifiable information available. If the pricing service discontinues pricing an investment, the Company would be required to produce an estimate of fair value using some of the same methodologies as the pricing service, but would have to make assumptions for market-based inputs that are unavailable due to market conditions.

The fair value estimates of most fixed maturity investments including municipal bonds are based on observable market information rather than market quotes. Accordingly, the estimates of fair value for such fixed maturities provided by the pricing service are included in the amount disclosed in Level 2 of the hierarchy.

Additionally, the Company holds a small amount of fixed maturities that have characteristics that make them unsuitable for matrix pricing. For these fixed securities, a quote from a broker (typically a market maker) is obtained. Due to the disclaimers on the quotes that indicate that the price is indicative only, the Company includes these fair value estimates in Level 3. The pricing of certain private placement debt also includes significant non-observable inputs, the internally determined credit rating of the security and an externally provided credit spread, and are classified in Level 3.

ANNUAL STATEMENT AS OF DECEMBER 31, 2023 OF THE American National County Mutual Insurance Company
NOTES TO FINANCIAL STATEMENTS

For public common stocks, the Company receives prices from a nationally recognized pricing service that are based on observable market transactions and these securities are disclosed in Level 1.

LIHTC Investments are valued at amortized cost supported by annual schedules from the partnerships. The Company believes that the carry value of these investments approximates fair value.

C. Aggregate fair value for all financial instruments and the level within the fair value hierarchy in which the fair value measurements in their entirety fall. The table below reflects the fair values and admitted values of all admitted assets that are financial instruments. The fair values are also categorized into the three- level fair value hierarchy as described above in the Note 20A.

Type of Financial Instrument	Aggregate Fair Value	Admitted Assets	(Level 1)	(Level 2)	(Level 3)	Net Asset Value (NAV)	Not Practicable (Carrying Value)
Bonds	\$ 4,551,763	\$ 4,585,801	\$ 49,906	\$ 4,501,857	\$ —	\$ —	\$ —
Cash, cash equivalents and short-term investments	\$ 5,063,561	\$ 5,063,561	\$ 5,063,561	\$ —	\$ —	\$ —	\$ —

D. Not Practicable to Estimate Fair Value

As of December 31, 2023, there were no financial instruments for which it is not practicable for the Company to estimate their fair value.

E. Investments measured using Net Asset Value

The Company had no investments measured using Net Asset Value.

NOTE 21 Other Items

A. Unusual or Infrequent Items

Not applicable - The Company had no extraordinary items in the financial statements.

B. Troubled Debt Restructuring: Debtors:

Not applicable - The Company had no troubled debt restructuring.

C. Other Disclosures

Assets in the amount of \$49,482 and \$50,000 at December 31, 2023 and December 31, 2022, respectively, were on deposit with government authorities or trustees as required by law.

D. Business Interruption Insurance Recoveries

Not applicable - The Company had no business interruption losses during the reporting periods.

E. State Transferable and Non-transferable Tax Credits

Not applicable - The Company has no unused transferable or non-transferable state tax credits.

F. Subprime Mortgage Related Risk Exposure

(1) The Company has no exposure to unrealized or realized losses regarding subprime mortgage related risk. The Company considered exposure to subprime mortgage related risks through the following sources, to the extent applicable.

- Direct investments in subprime mortgage loans;
- Direct investments in securities with underlying subprime exposure, such as residential mortgage backed securities, commercial mortgage backed securities, collateralized debt obligations, structured securities (including principal protected notes), hedge funds, credit default swaps, and special investment vehicles;
- Equity investments in subsidiary, controlled or affiliated entities with significant subprime related risk exposure; and
- Underwriting risk on policies issued for Mortgage Guaranty or Financial Guaranty insurance coverage.

(2) Not applicable - The Company does not directly hold any subprime mortgage loans.

(3) Not applicable - The Company does not have any direct exposure to subprime mortgage related risks through other investments.

(4) Not applicable - The Company does not write Mortgage Guaranty or Financial Guaranty insurance.

G. Insurance-Linked Securities (ILS) Contracts

Not applicable - The Company has no insurance-linked securities.

H. The Amount That Could Be Realized on Life Insurance Where the Reporting Entity is Owner and Beneficiary or Has Otherwise Obtained Rights to Control the Policy

Not applicable - The Company is not the owner and beneficiary of any life insurance policies.

NOTE 22 Events Subsequent

Type I - Recognized Subsequent Events:

Subsequent events have been considered through March 1, 2024 for these statutory financial statements which are to be issued March 1, 2024. There were no recognized subsequent events for the period ended December 31, 2023.

Type II - Nonrecognized Subsequent Events:

Subsequent events have been considered through March 1, 2024 for these statutory financial statements which are to be issued March 1, 2024. There were no nonrecognized subsequent events for the period ended December 31, 2023.

NOTE 23 Reinsurance

A. Unsecured Reinsurance Recoverables

Individual Reinsurers with Unsecured Reinsurance Recoverables Exceeding 3% of Policyholder Surplus

Individual Reinsurers Who Are Not Members of a Group

FEIN	Reinsurer Name	Unsecured Amount
	None	

ANNUAL STATEMENT AS OF DECEMBER 31, 2023 OF THE American National County Mutual Insurance Company
NOTES TO FINANCIAL STATEMENTS

Individual Reinsurers Who are Members of a Group

Group Code	FEIN	Reinsurer Name	Unsecured Amount
0408	43-1010895	American National Property And Casualty Company	\$ 30,524,000
0408	74-0484030	American National Insurance Company	\$ 597,000

B. Reinsurance Recoverable in Dispute

Not applicable - The Company has not recorded any reinsurance recoverables in dispute.

C. Reinsurance Assumed and Ceded

(1)

	Assumed Reinsurance		Ceded Reinsurance		Net	
	Premium Reserve	Commission Equity	Premium Reserve	Commission Equity	Premium Reserve	Commission Equity
a. Affiliates	\$ —	\$ —	\$ 15,039,150	\$ —	\$ (15,039,150)	\$ —
b. All Other	\$ —	\$ —	\$ —	\$ —	\$ —	\$ —
c. Total (a+b)	\$ —	\$ —	\$ 15,039,150	\$ —	\$ (15,039,150)	\$ —
d. Direct Unearned Premium Reserve					\$	15,039,150

(2) Not applicable - No additional or return commission was due as a result of an existing contractual agreement.

(3) Not applicable - The Company does not engage in protected cell business.

D. Uncollectible Reinsurance

Not applicable - The Company has no uncollectible reinsurance.

E. Commutation of Reinsurance Reflected in Income and Expenses.

Not applicable - The Company has no commutation of reinsurance reflected in the financial statements.

F. Retroactive Reinsurance

Not applicable - The Company has no retroactive reinsurance agreements.

G. Reinsurance Accounted for as a Deposit

Not applicable - The Company has no reinsurance agreements that have been accounted for as deposits.

H. Disclosures for the Transfer of Property and Casualty Run-off Agreements

Not applicable - The Company has no property and casualty run-off agreements.

I. Certified Reinsurer Rating Downgraded or Status Subject to Revocation

(1) Reporting Entity Ceding to Certified Reinsurer Whose Rating Was Downgraded or Status Subject to Revocation

Not applicable - The Company did not ceded any reinsurance to a certified reinsurer whose rating was downgraded or whose status is subject to revocation in 2023.

(2) Reporting Entity's Certified Reinsurer Rating Downgraded or Status Subject to Revocation

Not applicable - The Company is not a certified reinsurer.

J. Reinsurance Agreements Qualifying for Reinsurer Aggregation

Not applicable - The Company has no retroactive reinsurance agreements covering asbestos and pollution liabilities which qualify for reinsurer aggregation.

K. Reinsurance Credit

Not applicable - The Company does not write health insurance.

NOTE 24 Retrospectively Rated Contracts & Contracts Subject to Redetermination

The Company's CASHBACK program refunds the policyholder 25% of the qualifying auto and homeowner premiums if the policyholder remains claim free for a period of three years. The Company estimates retrospective premium adjustments by the application of the historical ratio of return premium to original qualifying CASHBACK premium. This ratio is applied to the qualifying eligible CASHBACK premium to determine future retrospective return premium. The Company records accrued retrospective return premium as an adjustment to earned premiums.

NOTE 25 Change in Incurred Losses and Loss Adjustment Expenses

Reserves for incurred losses and loss adjustment expenses attributable to events of prior years have been adjusted in accordance with actuarial standard methodology. There were no adjustments due to extraordinary events for the prior years. This is the result of ongoing analysis of recent loss development trends. Original estimates are increased or decreased, as additional information becomes known regarding individual claims and such adjustments are included in current operations.

NOTE 26 Intercompany Pooling Arrangements

Not applicable - The Company has no intercompany pooling arrangements.

NOTE 27 Structured Settlements

Not applicable - The Company has entered into no structured settlement agreements in which the Company is liable should the issuers of the annuities fail to perform.

NOTE 28 Health Care Receivables

Not applicable - The Company has no pharmaceutical rebate or risk sharing receivables.

NOTE 29 Participating Policies

Not applicable - The Company does not issue life or accident and health policies.

NOTE 30 Premium Deficiency Reserves

Not applicable - The Company does not calculate a premium deficiency reserve since all unearned premium is ceded to affiliates.

NOTE 31 High Deductibles

Not applicable - The Company does not issue High Deductible policies.

NOTE 32 Discounting of Liabilities for Unpaid Losses or Unpaid Loss Adjustment Expenses

Not applicable - The Company does not discount any liabilities for unpaid losses and loss adjustment expenses.

NOTES TO FINANCIAL STATEMENTS

NOTE 33 Asbestos/Environmental Reserves

Not applicable - The Company has no reserves with potential asbestos or environmental exposure.

NOTE 34 Subscriber Savings Accounts

Not applicable - The Company is a mutual property and casualty insurance company.

NOTE 35 Multiple Peril Crop Insurance

Not applicable - The Company does not issue multiple peril crop insurance.

NOTE 36 Financial Guaranty Insurance

Not applicable - The Company does not issue financial guaranty insurance.

GENERAL INTERROGATORIES

PART 1 - COMMON INTERROGATORIES GENERAL

- 1.1 Is the reporting entity a member of an Insurance Holding Company System consisting of two or more affiliated persons, one or more of which is an insurer? Yes No
If yes, complete Schedule Y, Parts 1, 1A, 2 and 3.
- 1.2 If yes, did the reporting entity register and file with its domiciliary State Insurance Commissioner, Director or Superintendent or with such regulatory official of the state of domicile of the principal insurer in the Holding Company System, a registration statement providing disclosure substantially similar to the standards adopted by the National Association of Insurance Commissioners (NAIC) in its Model Insurance Holding Company System Regulatory Act and model regulations pertaining thereto, or is the reporting entity subject to standards and disclosure requirements substantially similar to those required by such Act and regulations? Yes No N/A
- 1.3 State Regulating? Texas
- 1.4 Is the reporting entity publicly traded or a member of a publicly traded group? Yes No
- 1.5 If the response to 1.4 is yes, provide the CIK (Central Index Key) code issued by the SEC for the entity/group. 1837429
- 2.1 Has any change been made during the year of this statement in the charter, by-laws, articles of incorporation, or deed of settlement of the reporting entity? Yes No
- 2.2 If yes, date of change:
- 3.1 State as of what date the latest financial examination of the reporting entity was made or is being made. 12/31/2020
- 3.2 State the as of date that the latest financial examination report became available from either the state of domicile or the reporting entity. This date should be the date of the examined balance sheet and not the date the report was completed or released. 12/31/2020
- 3.3 State as of what date the latest financial examination report became available to other states or the public from either the state of domicile or the reporting entity. This is the release date or completion date of the examination report and not the date of the examination (balance sheet date). 06/10/2022
- 3.4 By what department or departments?
Texas Department of Insurance
- 3.5 Have all financial statement adjustments within the latest financial examination report been accounted for in a subsequent financial statement filed with Departments? Yes No N/A
- 3.6 Have all of the recommendations within the latest financial examination report been complied with? Yes No N/A
- 4.1 During the period covered by this statement, did any agent, broker, sales representative, non-affiliated sales/service organization or any combination thereof under common control (other than salaried employees of the reporting entity), receive credit or commissions for or control a substantial part (more than 20 percent of any major line of business measured on direct premiums) of:
4.11 sales of new business? Yes No
4.12 renewals? Yes No
- 4.2 During the period covered by this statement, did any sales/service organization owned in whole or in part by the reporting entity or an affiliate, receive credit or commissions for or control a substantial part (more than 20 percent of any major line of business measured on direct premiums) of:
4.21 sales of new business? Yes No
4.22 renewals? Yes No
- 5.1 Has the reporting entity been a party to a merger or consolidation during the period covered by this statement? Yes No
If yes, complete and file the merger history data file with the NAIC.
- 5.2 If yes, provide the name of the entity, NAIC Company Code, and state of domicile (use two letter state abbreviation) for any entity that has ceased to exist as a result of the merger or consolidation.

1 Name of Entity	2 NAIC Company Code	3 State of Domicile

- 6.1 Has the reporting entity had any Certificates of Authority, licenses or registrations (including corporate registration, if applicable) suspended or revoked by any governmental entity during the reporting period? Yes No
- 6.2 If yes, give full information:
- 7.1 Does any foreign (non-United States) person or entity directly or indirectly control 10% or more of the reporting entity? Yes No
- 7.2 If yes,
7.21 State the percentage of foreign control; 100.0 %
7.22 State the nationality(s) of the foreign person(s) or entity(s); or if the entity is a mutual or reciprocal, the nationality of its manager or attorney-in-fact and identify the type of entity(s) (e.g., individual, corporation, government, manager or attorney-in-fact).

1 Nationality	2 Type of Entity
Bermuda	Brookfield Reinsurance Ltd., a Bermuda exempted company limited by shares

ANNUAL STATEMENT FOR THE YEAR 2023 OF THE American National County Mutual Insurance Company
GENERAL INTERROGATORIES

- 8.1 Is the company a subsidiary of a depository institution holding company (DIHC) or a DIHC itself, regulated by the Federal Reserve Board? Yes [] No [X]
- 8.2 If the response to 8.1 is yes, please identify the name of the DIHC.

- 8.3 Is the company affiliated with one or more banks, thrifts or securities firms? Yes [X] No []
- 8.4 If response to 8.3 is yes, please provide below the names and location (city and state of the main office) of any affiliates regulated by a federal regulatory services agency [i.e. the Federal Reserve Board (FRB), the Office of the Comptroller of the Currency (OCC), the Federal Deposit Insurance Corporation (FDIC) and the Securities Exchange Commission (SEC)] and identify the affiliate's primary federal regulator.

1 Affiliate Name	2 Location (City, State)	3 FRB	4 OCC	5 FDIC	6 SEC
ANICO Financial Services Inc.	Galveston, Texas	NO	NO	NO	YES

- 8.5 Is the reporting entity a depository institution holding company with significant insurance operations as defined by the Board of Governors of Federal Reserve System or a subsidiary of the depository institution holding company? Yes [] No [X]
- 8.6 If response to 8.5 is no, is the reporting entity a company or subsidiary of a company that has otherwise been made subject to the Federal Reserve Board's capital rule? Yes [] No [X] N/A []
9. What is the name and address of the independent certified public accountant or accounting firm retained to conduct the annual audit?
 Deloitte & Touche, LLP, 1111 Bagby Street, Suite 4500, Houston, Texas 77002
- 10.1 Has the insurer been granted any exemptions to the prohibited non-audit services provided by the certified independent public accountant requirements as allowed in Section 7H of the Annual Financial Reporting Model Regulation (Model Audit Rule), or substantially similar state law or regulation? Yes [] No [X]
- 10.2 If the response to 10.1 is yes, provide information related to this exemption:

- 10.3 Has the insurer been granted any exemptions related to the other requirements of the Annual Financial Reporting Model Regulation as allowed for in Section 18A of the Model Regulation, or substantially similar state law or regulation? Yes [] No [X]
- 10.4 If the response to 10.3 is yes, provide information related to this exemption:

- 10.5 Has the reporting entity established an Audit Committee in compliance with the domiciliary state insurance laws? Yes [] No [X] N/A []
- 10.6 If the response to 10.5 is no or n/a, please explain
 The entity has designated the Audit Committee of American National Group, LLC, its indirect parent, to act as the audit committee.
11. What is the name, address and affiliation (officer/employee of the reporting entity or actuary/consultant associated with an actuarial consulting firm) of the individual providing the statement of actuarial opinion/certification?
 Gregory R. Chrin, FCAS, MAAA, Deloitte Consulting LLP, 185 Asylum St. 33rd Floor Hartford, CT 06103
- 12.1 Does the reporting entity own any securities of a real estate holding company or otherwise hold real estate indirectly? Yes [] No [X]
- 12.11 Name of real estate holding company ...
- 12.12 Number of parcels involved
- 12.13 Total book/adjusted carrying value \$
- 12.2 If, yes provide explanation:

- 13. FOR UNITED STATES BRANCHES OF ALIEN REPORTING ENTITIES ONLY:**
- 13.1 What changes have been made during the year in the United States manager or the United States trustees of the reporting entity?

- 13.2 Does this statement contain all business transacted for the reporting entity through its United States Branch on risks wherever located? Yes [] No []
- 13.3 Have there been any changes made to any of the trust indentures during the year? Yes [] No []
- 13.4 If answer to (13.3) is yes, has the domiciliary or entry state approved the changes? Yes [] No [] N/A []
- 14.1 Are the senior officers (principal executive officer, principal financial officer, principal accounting officer or controller, or persons performing similar functions) of the reporting entity subject to a code of ethics, which includes the following standards? Yes [X] No []
- a. Honest and ethical conduct, including the ethical handling of actual or apparent conflicts of interest between personal and professional relationships;
- b. Full, fair, accurate, timely and understandable disclosure in the periodic reports required to be filed by the reporting entity;
- c. Compliance with applicable governmental laws, rules and regulations;
- d. The prompt internal reporting of violations to an appropriate person or persons identified in the code; and
- e. Accountability for adherence to the code.
- 14.11 If the response to 14.1 is No, please explain:

- 14.2 Has the code of ethics for senior managers been amended? Yes [] No [X]
- 14.21 If the response to 14.2 is yes, provide information related to amendment(s).

- 14.3 Have any provisions of the code of ethics been waived for any of the specified officers? Yes [] No [X]
- 14.31 If the response to 14.3 is yes, provide the nature of any waiver(s).

ANNUAL STATEMENT FOR THE YEAR 2023 OF THE American National County Mutual Insurance Company
GENERAL INTERROGATORIES

- 15.1 Is the reporting entity the beneficiary of a Letter of Credit that is unrelated to reinsurance where the issuing or confirming bank is not on the SVO Bank List? Yes [] No [X]
- 15.2 If the response to 15.1 is yes, indicate the American Bankers Association (ABA) Routing Number and the name of the issuing or confirming bank of the Letter of Credit and describe the circumstances in which the Letter of Credit is triggered.

1 American Bankers Association (ABA) Routing Number	2 Issuing or Confirming Bank Name	3 Circumstances That Can Trigger the Letter of Credit	4 Amount

BOARD OF DIRECTORS

16. Is the purchase or sale of all investments of the reporting entity passed upon either by the board of directors or a subordinate committee thereof? Yes [X] No []
17. Does the reporting entity keep a complete permanent record of the proceedings of its board of directors and all subordinate committees thereof? Yes [X] No []
18. Has the reporting entity an established procedure for disclosure to its board of directors or trustees of any material interest or affiliation on the part of any of its officers, directors, trustees or responsible employees that is in conflict or is likely to conflict with the official duties of such person? Yes [X] No []

FINANCIAL

19. Has this statement been prepared using a basis of accounting other than Statutory Accounting Principles (e.g., Generally Accepted Accounting Principles)? Yes [] No [X]
- 20.1 Total amount loaned during the year (inclusive of Separate Accounts, exclusive of policy loans):
- 20.11 To directors or other officers.....\$
 - 20.12 To stockholders not officers.....\$
 - 20.13 Trustees, supreme or grand (Fraternal Only)\$
- 20.2 Total amount of loans outstanding at the end of year (inclusive of Separate Accounts, exclusive of policy loans):
- 20.21 To directors or other officers.....\$
 - 20.22 To stockholders not officers.....\$
 - 20.23 Trustees, supreme or grand (Fraternal Only)\$
- 21.1 Were any assets reported in this statement subject to a contractual obligation to transfer to another party without the liability for such obligation being reported in the statement? Yes [] No [X]
- 21.2 If yes, state the amount thereof at December 31 of the current year:
- 21.21 Rented from others.....\$
 - 21.22 Borrowed from others.....\$
 - 21.23 Leased from others\$
 - 21.24 Other\$
- 22.1 Does this statement include payments for assessments as described in the Annual Statement Instructions other than guaranty fund or guaranty association assessments? Yes [] No [X]
- 22.2 If answer is yes:
- 22.21 Amount paid as losses or risk adjustment \$
 - 22.22 Amount paid as expenses\$
 - 22.23 Other amounts paid\$
- 23.1 Does the reporting entity report any amounts due from parent, subsidiaries or affiliates on Page 2 of this statement? Yes [X] No []
- 23.2 If yes, indicate any amounts receivable from parent included in the Page 2 amount:\$
- 24.1 Does the insurer utilize third parties to pay agent commissions in which the amounts advanced by the third parties are not settled in full within 90 days? Yes [] No [X]
- 24.2 If the response to 24.1 is yes, identify the third-party that pays the agents and whether they are a related party.

Name of Third-Party	Is the Third-Party Agent a Related Party (Yes/No)

INVESTMENT

- 25.01 Were all the stocks, bonds and other securities owned December 31 of current year, over which the reporting entity has exclusive control, in the actual possession of the reporting entity on said date? (other than securities lending programs addressed in 25.03)..... Yes [X] No []

ANNUAL STATEMENT FOR THE YEAR 2023 OF THE American National County Mutual Insurance Company
GENERAL INTERROGATORIES

- 25.02 If no, give full and complete information relating thereto

- 25.03 For securities lending programs, provide a description of the program including value for collateral and amount of loaned securities, and whether collateral is carried on or off-balance sheet. (an alternative is to reference Note 17 where this information is also provided)

- 25.04 For the reporting entity's securities lending program, report amount of collateral for conforming programs as outlined in the Risk-Based Capital Instructions. \$
- 25.05 For the reporting entity's securities lending program, report amount of collateral for other programs. \$
- 25.06 Does your securities lending program require 102% (domestic securities) and 105% (foreign securities) from the counterparty at the outset of the contract? Yes [] No [] N/A [X]
- 25.07 Does the reporting entity non-admit when the collateral received from the counterparty falls below 100%? Yes [] No [] N/A [X]
- 25.08 Does the reporting entity or the reporting entity's securities lending agent utilize the Master Securities lending Agreement (MSLA) to conduct securities lending? Yes [] No [] N/A [X]
- 25.09 For the reporting entity's securities lending program state the amount of the following as of December 31 of the current year:
- 25.091 Total fair value of reinvested collateral assets reported on Schedule DL, Parts 1 and 2. \$
- 25.092 Total book/adjusted carrying value of reinvested collateral assets reported on Schedule DL, Parts 1 and 2 \$
- 25.093 Total payable for securities lending reported on the liability page. \$

- 26.1 Were any of the stocks, bonds or other assets of the reporting entity owned at December 31 of the current year not exclusively under the control of the reporting entity or has the reporting entity sold or transferred any assets subject to a put option contract that is currently in force? (Exclude securities subject to Interrogatory 21.1 and 25.03). Yes [X] No []
- 26.2 If yes, state the amount thereof at December 31 of the current year:
- 26.21 Subject to repurchase agreements \$
- 26.22 Subject to reverse repurchase agreements \$
- 26.23 Subject to dollar repurchase agreements \$
- 26.24 Subject to reverse dollar repurchase agreements \$
- 26.25 Placed under option agreements \$
- 26.26 Letter stock or securities restricted as to sale - excluding FHLB Capital Stock \$
- 26.27 FHLB Capital Stock \$
- 26.28 On deposit with states \$ 49,482
- 26.29 On deposit with other regulatory bodies \$
- 26.30 Pledged as collateral - excluding collateral pledged to an FHLB \$
- 26.31 Pledged as collateral to FHLB - including assets backing funding agreements \$
- 26.32 Other \$

26.3 For category (26.26) provide the following:

1 Nature of Restriction	2 Description	3 Amount

- 27.1 Does the reporting entity have any hedging transactions reported on Schedule DB? Yes [] No [X]
- 27.2 If yes, has a comprehensive description of the hedging program been made available to the domiciliary state? Yes [] No [] N/A [X]
 If no, attach a description with this statement.

LINES 27.3 through 27.5: FOR LIFE/FRATERNAL REPORTING ENTITIES ONLY:

- 27.3 Does the reporting entity utilize derivatives to hedge variable annuity guarantees subject to fluctuations as a result of interest rate sensitivity? . Yes [] No []
- 27.4 If the response to 27.3 is YES, does the reporting entity utilize:
- 27.41 Special accounting provision of SSAP No. 108 Yes [] No []
- 27.42 Permitted accounting practice Yes [] No []
- 27.43 Other accounting guidance Yes [] No []
- 27.5 By responding YES to 27.41 regarding utilizing the special accounting provisions of SSAP No. 108, the reporting entity attests to the following: Yes [] No []
- The reporting entity has obtained explicit approval from the domiciliary state.
 - Hedging strategy subject to the special accounting provisions is consistent with the requirements of VM-21.
 - Actuarial certification has been obtained which indicates that the hedging strategy is incorporated within the establishment of VM-21 reserves and provides the impact of the hedging strategy within the Actuarial Guideline Conditional Tail Expectation Amount.
 - Financial Officer Certification has been obtained which indicates that the hedging strategy meets the definition of a Clearly Defined Hedging Strategy within VM-21 and that the Clearly Defined Hedging Strategy is the hedging strategy being used by the company in its actual day-to-day risk mitigation efforts.
- 28.1 Were any preferred stocks or bonds owned as of December 31 of the current year mandatorily convertible into equity, or, at the option of the issuer, convertible into equity? Yes [] No [X]
- 28.2 If yes, state the amount thereof at December 31 of the current year. \$
29. Excluding items in Schedule E - Part 3 - Special Deposits, real estate, mortgage loans and investments held physically in the reporting entity's offices, vaults or safety deposit boxes, were all stocks, bonds and other securities, owned throughout the current year held pursuant to a custodial agreement with a qualified bank or trust company in accordance with Section 1, III - General Examination Considerations, F. Outsourcing of Critical Functions, Custodial or Safekeeping Agreements of the NAIC Financial Condition Examiners Handbook?..... Yes [X] No []

29.01 For agreements that comply with the requirements of the NAIC Financial Condition Examiners Handbook, complete the following:

1 Name of Custodian(s)	2 Custodian's Address
Bank of New York Mellon	One Wall Street, New York, NY

ANNUAL STATEMENT FOR THE YEAR 2023 OF THE American National County Mutual Insurance Company
GENERAL INTERROGATORIES

29.02 For all agreements that do not comply with the requirements of the NAIC Financial Condition Examiners Handbook, provide the name, location and a complete explanation:

1 Name(s)	2 Location(s)	3 Complete Explanation(s)

29.03 Have there been any changes, including name changes, in the custodian(s) identified in 29.01 during the current year?..... Yes [X] No []

29.04 If yes, give full and complete information relating thereto:

1 Old Custodian	2 New Custodian	3 Date of Change	4 Reason
Moody National Bank	Bank of New York Mellon	04/06/2023	New agreement

29.05 Investment management – Identify all investment advisors, investment managers, broker/dealers, including individuals that have the authority to make investment decisions on behalf of the reporting entity. For assets that are managed internally by employees of the reporting entity, note as such. ["...that have access to the investment accounts"; "...handle securities"]

1 Name of Firm or Individual	2 Affiliation
American National Insurance Company	A.....

29.0597 For those firms/individuals listed in the table for Question 29.05, do any firms/individuals unaffiliated with the reporting entity (i.e. designated with a "U") manage more than 10% of the reporting entity's invested assets?..... Yes [] No [X]

29.0598 For firms/individuals unaffiliated with the reporting entity (i.e. designated with a "U") listed in the table for Question 29.05, does the total assets under management aggregate to more than 50% of the reporting entity's invested assets?..... Yes [] No [X]

29.06 For those firms or individuals listed in the table for 29.05 with an affiliation code of "A" (affiliated) or "U" (unaffiliated), provide the information for the table below.

1 Central Registration Depository Number	2 Name of Firm or Individual	3 Legal Entity Identifier (LEI)	4 Registered With	5 Investment Management Agreement (IMA) Filed
	American National Insurance Company	98450090906CB7AD0P60		DS.....

30.1 Does the reporting entity have any diversified mutual funds reported in Schedule D, Part 2 (diversified according to the Securities and Exchange Commission (SEC) in the Investment Company Act of 1940 [Section 5(b)(1)])? Yes [] No [X]

30.2 If yes, complete the following schedule:

1 CUSIP #	2 Name of Mutual Fund	3 Book/Adjusted Carrying Value
30.2999 - Total		

30.3 For each mutual fund listed in the table above, complete the following schedule:

1 Name of Mutual Fund (from above table)	2 Name of Significant Holding of the Mutual Fund	3 Amount of Mutual Fund's Book/Adjusted Carrying Value Attributable to the Holding	4 Date of Valuation

ANNUAL STATEMENT FOR THE YEAR 2023 OF THE American National County Mutual Insurance Company
GENERAL INTERROGATORIES

31. Provide the following information for all short-term and long-term bonds and all preferred stocks. Do not substitute amortized value or statement value for fair value.

	1	2	3
	Statement (Admitted) Value	Fair Value	Excess of Statement over Fair Value (-), or Fair Value over Statement (+)
31.1 Bonds	4,585,801	4,551,763	(34,038)
31.2 Preferred stocks			
31.3 Totals	4,585,801	4,551,763	(34,038)

31.4 Describe the sources or methods utilized in determining the fair values:

Fair values were obtained using various independent pricing services

32.1 Was the rate used to calculate fair value determined by a broker or custodian for any of the securities in Schedule D? Yes [] No [X]

32.2 If the answer to 32.1 is yes, does the reporting entity have a copy of the broker's or custodian's pricing policy (hard copy or electronic copy) for all brokers or custodians used as a pricing source? Yes [] No [X]

32.3 If the answer to 32.2 is no, describe the reporting entity's process for determining a reliable pricing source for purposes of disclosure of fair value for Schedule D:

33.1 Have all the filing requirements of the Purposes and Procedures Manual of the NAIC Investment Analysis Office been followed? Yes [X] No []

33.2 If no, list exceptions:

34. By self-designating 5GI securities, the reporting entity is certifying the following elements of each self-designated 5GI security:

- a. Documentation necessary to permit a full credit analysis of the security does not exist or an NAIC CRP credit rating for an FE or PL security is not available.
- b. Issuer or obligor is current on all contracted interest and principal payments.
- c. The insurer has an actual expectation of ultimate payment of all contracted interest and principal.

Has the reporting entity self-designated 5GI securities? Yes [] No [X]

35. By self-designating PLGI securities, the reporting entity is certifying the following elements of each self-designated PLGI security:

- a. The security was purchased prior to January 1, 2018.
- b. The reporting entity is holding capital commensurate with the NAIC Designation reported for the security.
- c. The NAIC Designation was derived from the credit rating assigned by an NAIC CRP in its legal capacity as a NRSRO which is shown on a current private letter rating held by the insurer and available for examination by state insurance regulators.
- d. The reporting entity is not permitted to share this credit rating of the PL security with the SVO.

Has the reporting entity self-designated PLGI securities? Yes [] No [X]

36. By assigning FE to a Schedule BA non-registered private fund, the reporting entity is certifying the following elements of each self-designated FE fund:

- a. The shares were purchased prior to January 1, 2019.
- b. The reporting entity is holding capital commensurate with the NAIC Designation reported for the security.
- c. The security had a public credit rating(s) with annual surveillance assigned by an NAIC CRP in its legal capacity as an NRSRO prior to January 1, 2019.
- d. The fund only or predominantly holds bonds in its portfolio.
- e. The current reported NAIC Designation was derived from the public credit rating(s) with annual surveillance assigned by an NAIC CRP in its legal capacity as an NRSRO.
- f. The public credit rating(s) with annual surveillance assigned by an NAIC CRP has not lapsed.

Has the reporting entity assigned FE to Schedule BA non-registered private funds that complied with the above criteria? Yes [X] No []

37. By rolling/renewing short-term or cash equivalent investments with continued reporting on Schedule DA, Part 1 or Schedule E Part 2 (identified through a code (%) in those investment schedules), the reporting entity is certifying to the following:

- a. The investment is a liquid asset that can be terminated by the reporting entity on the current maturity date.
- b. If the investment is with a nonrelated party or nonaffiliate, then it reflects an arms-length transaction with renewal completed at the discretion of all involved parties.
- c. If the investment is with a related party or affiliate, then the reporting entity has completed robust re-underwriting of the transaction for which documentation is available for regulator review.
- d. Short-term and cash equivalent investments that have been renewed/rolled from the prior period that do not meet the criteria in 37.a - 37.c are reported as long-term investments.

Has the reporting entity rolled/renewed short-term or cash equivalent investments in accordance with these criteria? Yes [] No [] N/A [X]

ANNUAL STATEMENT FOR THE YEAR 2023 OF THE American National County Mutual Insurance Company
GENERAL INTERROGATORIES

38.1 Does the reporting entity directly hold cryptocurrencies? Yes [] No [X]

38.2 If the response to 38.1 is yes, on what schedule are they reported?

39.1 Does the reporting entity directly or indirectly accept cryptocurrencies as payments for premiums on policies? Yes [] No [X]

39.2 If the response to 39.1 is yes, are the cryptocurrencies held directly or are they immediately converted to U.S. dollars?
 39.21 Held directly Yes [] No [X]
 39.22 Immediately converted to U.S. dollars Yes [] No [X]

39.3 If the response to 38.1 or 39.1 is yes, list all cryptocurrencies accepted for payments of premiums or that are held directly.

1	2	3
Name of Cryptocurrency	Immediately Converted to USD, Directly Held, or Both	Accepted for Payment of Premiums

OTHER

40.1 Amount of payments to trade associations, service organizations and statistical or rating bureaus, if any? \$

40.2 List the name of the organization and the amount paid if any such payment represented 25% or more of the total payments to trade associations, service organizations and statistical or rating bureaus during the period covered by this statement.

1	2
Name	Amount Paid

41.1 Amount of payments for legal expenses, if any? \$

41.2 List the name of the firm and the amount paid if any such payment represented 25% or more of the total payments for legal expenses during the period covered by this statement.

1	2
Name	Amount Paid

42.1 Amount of payments for expenditures in connection with matters before legislative bodies, officers or departments of government, if any? \$

42.2 List the name of the firm and the amount paid if any such payment represented 25% or more of the total payment expenditures in connection with matters before legislative bodies, officers, or departments of government during the period covered by this statement.

1	2
Name	Amount Paid

GENERAL INTERROGATORIES

PART 2 - PROPERTY AND CASUALTY INTERROGATORIES

1.1 Does the reporting entity have any direct Medicare Supplement Insurance in force? Yes [] No [X]

1.2 If yes, indicate premium earned on U. S. business only. \$ _____

1.3 What portion of Item (1.2) is not reported on the Medicare Supplement Insurance Experience Exhibit? \$ _____
 1.31 Reason for excluding

1.4 Indicate amount of earned premium attributable to Canadian and/or Other Alien not included in Item (1.2) above. \$ _____

1.5 Indicate total incurred claims on all Medicare Supplement Insurance. \$ _____

1.6 Individual policies:

	Most current three years:	
1.61 Total premium earned		\$
1.62 Total incurred claims		\$
1.63 Number of covered lives
All years prior to most current three years		
1.64 Total premium earned		\$
1.65 Total incurred claims		\$
1.66 Number of covered lives

1.7 Group policies:

	Most current three years:	
1.71 Total premium earned		\$
1.72 Total incurred claims		\$
1.73 Number of covered lives
All years prior to most current three years		
1.74 Total premium earned		\$
1.75 Total incurred claims		\$
1.76 Number of covered lives

2. Health Test:

	1 Current Year	2 Prior Year
2.1 Premium Numerator		
2.2 Premium Denominator	600	960
2.3 Premium Ratio (2.1/2.2)	0.000	0.000
2.4 Reserve Numerator		
2.5 Reserve Denominator		
2.6 Reserve Ratio (2.4/2.5)	0.000	0.000

3.1 Did the reporting entity issue participating policies during the calendar year? Yes [] No [X]

3.2 If yes, provide the amount of premium written for participating and/or non-participating policies during the calendar year:

3.21 Participating policies	\$
3.22 Non-participating policies	\$

4. For mutual reporting Entities and Reciprocal Exchanges Only:

4.1 Does the reporting entity issue assessable policies? Yes [] No []

4.2 Does the reporting entity issue non-assessable policies? Yes [] No []

4.3 If assessable policies are issued, what is the extent of the contingent liability of the policyholders? % _____

4.4 Total amount of assessments paid or ordered to be paid during the year on deposit notes or contingent premiums. \$ _____

5. For Reciprocal Exchanges Only:

5.1 Does the Exchange appoint local agents? Yes [] No []

5.2 If yes, is the commission paid:

5.21 Out of Attorney's-in-fact compensation.....	Yes []	No []	N/A []
5.22 As a direct expense of the exchange.....	Yes []	No []	N/A []

5.3 What expenses of the Exchange are not paid out of the compensation of the Attorney-in-fact?

5.4 Has any Attorney-in-fact compensation, contingent on fulfillment of certain conditions, been deferred? Yes [] No []

5.5 If yes, give full information

GENERAL INTERROGATORIES

PART 2 - PROPERTY AND CASUALTY INTERROGATORIES

- 6.1 What provision has this reporting entity made to protect itself from an excessive loss in the event of a catastrophe under a workers' compensation contract issued without limit of loss?
 No such contracts are issued by the Company.
- 6.2 Describe the method used to estimate this reporting entity's probable maximum insurance loss, and identify the type of insured exposures comprising that probable maximum loss, the locations of concentrations of those exposures and the external resources (such as consulting firms or computer software models), if any, used in the estimation process.
 Not Applicable
- 6.3 What provision has this reporting entity made (such as a catastrophic reinsurance program) to protect itself from an excessive loss arising from the types and concentrations of insured exposures comprising its probable maximum property insurance loss?
 Not Applicable
- 6.4 Does the reporting entity carry catastrophe reinsurance protection for at least one reinstatement, in an amount sufficient to cover its estimated probable maximum loss attributable to a single loss event or occurrence? Yes [] No [X]
- 6.5 If no, describe any arrangements or mechanisms employed by the reporting entity to supplement its catastrophe reinsurance program or to hedge its exposure to unreinsured catastrophic loss.
 The Company has a 100% quota share reinsurance agreement with American National Property and Casualty Company to cover its auto insurance and a 100% quota share reinsurance agreement with American National Insurance Company to cover its credit insurance.
- 7.1 Has this reporting entity reinsured any risk with any other entity under a quota share reinsurance contract that includes a provision that would limit the reinsurer's losses below the stated quota share percentage (e.g., a deductible, a loss ratio corridor, a loss cap, an aggregate limit or any similar provisions)? Yes [] No [X]
- 7.2 If yes, indicate the number of reinsurance contracts containing such provisions:
- 7.3 If yes, does the amount of reinsurance credit taken reflect the reduction in quota share coverage caused by any applicable limiting provision(s)? Yes [] No []
- 8.1 Has this reporting entity reinsured any risk with any other entity and agreed to release such entity from liability, in whole or in part, from any loss that may occur on this risk, or portion thereof, reinsured? Yes [] No [X]
- 8.2 If yes, give full information

- 9.1 Has the reporting entity ceded any risk under any reinsurance contract (or under multiple contracts with the same reinsurer or its affiliates) for which during the period covered by the statement: (i) it recorded a positive or negative underwriting result greater than 5% of prior year-end surplus as regards policyholders or it reported calendar year written premium ceded or year-end loss and loss expense reserves ceded greater than 5% of prior year-end surplus as regards policyholders; (ii) it accounted for that contract as reinsurance and not as a deposit; and (iii) the contract(s) contain one or more of the following features or other features that would have similar results:
 (a) A contract term longer than two years and the contract is noncancellable by the reporting entity during the contract term;
 (b) A limited or conditional cancellation provision under which cancellation triggers an obligation by the reporting entity, or an affiliate of the reporting entity, to enter into a new reinsurance contract with the reinsurer, or an affiliate of the reinsurer;
 (c) Aggregate stop loss reinsurance coverage;
 (d) A unilateral right by either party (or both parties) to commute the reinsurance contract, whether conditional or not, except for such provisions which are only triggered by a decline in the credit status of the other party;
 (e) A provision permitting reporting of losses, or payment of losses, less frequently than on a quarterly basis (unless there is no activity during the period); or
 (f) Payment schedule, accumulating retentions from multiple years or any features inherently designed to delay timing of the reimbursement to the ceding entity. Yes [] No [X]
- 9.2 Has the reporting entity during the period covered by the statement ceded any risk under any reinsurance contract (or under multiple contracts with the same reinsurer or its affiliates), for which, during the period covered by the statement, it recorded a positive or negative underwriting result greater than 5% of prior year-end surplus as regards policyholders or it reported calendar year written premium ceded or year-end loss and loss expense reserves ceded greater than 5% of prior year-end surplus as regards policyholders; excluding cessions to approved pooling arrangements or to captive insurance companies that are directly or indirectly controlling, controlled by, or under common control with (i) one or more unaffiliated policyholders of the reporting entity, or (ii) an association of which one or more unaffiliated policyholders of the reporting entity is a member where:
 (a) The written premium ceded to the reinsurer by the reporting entity or its affiliates represents fifty percent (50%) or more of the entire direct and assumed premium written by the reinsurer based on its most recently available financial statement; or
 (b) Twenty-five percent (25%) or more of the written premium ceded to the reinsurer has been retroceded back to the reporting entity or its affiliates in a separate reinsurance contract. Yes [] No [X]
- 9.3 If yes to 9.1 or 9.2, please provide the following information in the Reinsurance Summary Supplemental Filing for General Interrogatory 9:
 (a) The aggregate financial statement impact gross of all such ceded reinsurance contracts on the balance sheet and statement of income;
 (b) A summary of the reinsurance contract terms and indicate whether it applies to the contracts meeting the criteria in 9.1 or 9.2; and
 (c) A brief discussion of management's principle objectives in entering into the reinsurance contract including the economic purpose to be achieved.
- 9.4 Except for transactions meeting the requirements of paragraph 36 of SSAP No. 62R - Property and Casualty Reinsurance, has the reporting entity ceded any risk under any reinsurance contract (or multiple contracts with the same reinsurer or its affiliates) during the period covered by the financial statement, and either:
 (a) Accounted for that contract as reinsurance (either prospective or retroactive) under statutory accounting principles ("SAP") and as a deposit under generally accepted accounting principles ("GAAP"); or
 (b) Accounted for that contract as reinsurance under GAAP and as a deposit under SAP? Yes [] No [X]
- 9.5 If yes to 9.4, explain in the Reinsurance Summary Supplemental Filing for General Interrogatory 9 (Section D) why the contract(s) is treated differently for GAAP and SAP.
- 9.6 The reporting entity is exempt from the Reinsurance Attestation Supplement under one or more of the following criteria:
 (a) The entity does not utilize reinsurance; or, Yes [] No [X]
 (b) The entity only engages in a 100% quota share contract with an affiliate and the affiliated or lead company has filed an attestation supplement; or Yes [] No [X]
 (c) The entity has no external cessions and only participates in an intercompany pool and the affiliated or lead company has filed an attestation supplement. Yes [] No [X]
10. If the reporting entity has assumed risks from another entity, there should be charged on account of such reinsurances a reserve equal to that which the original entity would have been required to charge had it retained the risks. Has this been done? Yes [] No [] N/A [X]

GENERAL INTERROGATORIES

PART 2 - PROPERTY AND CASUALTY INTERROGATORIES

- 11.1 Has the reporting entity guaranteed policies issued by any other entity and now in force? Yes [] No [X]
- 11.2 If yes, give full information
.....
- 12.1 If the reporting entity recorded accrued retrospective premiums on insurance contracts on Line 15.3 of the asset schedule, Page 2, state the amount of corresponding liabilities recorded for:
- 12.11 Unpaid losses\$
- 12.12 Unpaid underwriting expenses (including loss adjustment expenses)\$
- 12.2 Of the amount on Line 15.3, Page 2, state the amount which is secured by letters of credit, collateral and other funds\$
- 12.3 If the reporting entity underwrites commercial insurance risks, such as workers' compensation, are premium notes or promissory notes accepted from its insureds covering unpaid premiums and/or unpaid losses? Yes [] No [X] N/A []
- 12.4 If yes, provide the range of interest rates charged under such notes during the period covered by this statement:
- 12.41 From %
- 12.42 To..... %
- 12.5 Are letters of credit or collateral and other funds received from insureds being utilized by the reporting entity to secure premium notes or promissory notes taken by a reporting entity, or to secure any of the reporting entity's reported direct unpaid loss reserves, including unpaid losses under loss deductible features of commercial policies? Yes [] No [X]
- 12.6 If yes, state the amount thereof at December 31 of the current year:
- 12.61 Letters of credit\$
- 12.62 Collateral and other funds.....\$
- 13.1 Largest net aggregate amount insured in any one risk (excluding workers' compensation):\$ 10,000
- 13.2 Does any reinsurance contract considered in the calculation of this amount include an aggregate limit of recovery without also including a reinstatement provision? Yes [] No [X]
- 13.3 State the number of reinsurance contracts (excluding individual facultative risk certificates, but including facultative programs, automatic facilities or facultative obligatory contracts) considered in the calculation of the amount. 2
- 14.1 Is the company a cedant in a multiple cedant reinsurance contract? Yes [] No [X]
- 14.2 If yes, please describe the method of allocating and recording reinsurance among the cedants:
.....
- 14.3 If the answer to 14.1 is yes, are the methods described in item 14.2 entirely contained in the respective multiple cedant reinsurance contracts? Yes [] No []
- 14.4 If the answer to 14.3 is no, are all the methods described in 14.2 entirely contained in written agreements? Yes [] No []
- 14.5 If the answer to 14.4 is no, please explain:
.....
- 15.1 Has the reporting entity guaranteed any financed premium accounts? Yes [] No [X]
- 15.2 If yes, give full information
.....
- 16.1 Does the reporting entity write any warranty business? Yes [] No [X]
If yes, disclose the following information for each of the following types of warranty coverage:

	1 Direct Losses Incurred	2 Direct Losses Unpaid	3 Direct Written Premium	4 Direct Premium Unearned	5 Direct Premium Earned
16.11 Home					
16.12 Products					
16.13 Automobile					
16.14 Other*					

* Disclose type of coverage:
.....

ANNUAL STATEMENT FOR THE YEAR 2023 OF THE American National County Mutual Insurance Company
GENERAL INTERROGATORIES

PART 2 - PROPERTY AND CASUALTY INTERROGATORIES

17.1 Does the reporting entity include amounts recoverable on unauthorized reinsurance in Schedule F - Part 3 that is exempt from the statutory provision for unauthorized reinsurance? Yes [] No [X]

Incurred but not reported losses on contracts in force prior to July 1, 1984, and not subsequently renewed are exempt from the statutory provision for unauthorized reinsurance. Provide the following information for this exemption:

- 17.11 Gross amount of unauthorized reinsurance in Schedule F - Part 3 exempt from the statutory provision for unauthorized reinsurance \$
- 17.12 Unfunded portion of Interrogatory 17.11 \$
- 17.13 Paid losses and loss adjustment expenses portion of Interrogatory 17.11... \$
- 17.14 Case reserves portion of Interrogatory 17.11 \$
- 17.15 Incurred but not reported portion of Interrogatory 17.11 \$
- 17.16 Unearned premium portion of Interrogatory 17.11 \$
- 17.17 Contingent commission portion of Interrogatory 17.11 \$

18.1 Do you act as a custodian for health savings accounts? Yes [] No [X]

18.2 If yes, please provide the amount of custodial funds held as of the reporting date. \$

18.3 Do you act as an administrator for health savings accounts? Yes [] No [X]

18.4 If yes, please provide the balance of funds administered as of the reporting date. \$

19. Is the reporting entity licensed or chartered, registered, qualified, eligible or writing business in at least two states? Yes [] No [X]

19.1 If no, does the reporting entity assume reinsurance business that covers risks residing in at least one state other than the state of domicile of the reporting entity? Yes [] No [X]

ANNUAL STATEMENT FOR THE YEAR 2023 OF THE American National County Mutual Insurance Company

FIVE-YEAR HISTORICAL DATA

Show amounts in whole dollars only, no cents; show percentages to one decimal place, i.e. 17.6.

	1 2023	2 2022	3 2021	4 2020	5 2019
Gross Premiums Written (Page 8, Part 1B Cols. 1, 2 & 3)					
1. Liability lines (Lines 11, 16, 17, 18 & 19)	16,240,329	14,426,994	15,018,575	16,411,779	18,501,401
2. Property lines (Lines 1, 2, 9, 12, 21 & 26)	13,073,111	11,465,891	11,290,106	12,531,048	14,288,711
3. Property and liability combined lines (Lines 3, 4, 5, 8, 22 & 27)					
4. All other lines (Lines 6, 10, 13, 14, 15, 23, 24, 28, 29, 30 & 34)	4,878,466	9,115,128	14,509,645	16,946,777	22,755,643
5. Nonproportional reinsurance lines (Lines 31, 32 & 33)					
6. Total (Line 35)	34,191,906	35,008,013	40,818,326	45,889,604	55,545,755
Net Premiums Written (Page 8, Part 1B, Col. 6)					
7. Liability lines (Lines 11, 16, 17, 18 & 19)					
8. Property lines (Lines 1, 2, 9, 12, 21 & 26)	600	960	1,320	1,320	960
9. Property and liability combined lines (Lines 3, 4, 5, 8, 22 & 27)					
10. All other lines (Lines 6, 10, 13, 14, 15, 23, 24, 28, 29, 30 & 34)					
11. Nonproportional reinsurance lines (Lines 31, 32 & 33)					
12. Total (Line 35)	601	960	1,320	1,320	960
Statement of Income (Page 4)					
13. Net underwriting gain (loss) (Line 8)	(197,020)	(247,161)	(9,394,180)	(1,020,645)	(1,028,056)
14. Net investment gain (loss) (Line 11)	184,999	118,603	9,424,755	452,134	748,304
15. Total other income (Line 15)	14,386	128,932	72,739		
16. Dividends to policyholders (Line 17)					
17. Federal and foreign income taxes incurred (Line 19)			655	849	(105,876)
18. Net income (Line 20)	2,365	374	102,659	(569,360)	(173,876)
Balance Sheet Lines (Pages 2 and 3)					
19. Total admitted assets excluding protected cell business (Page 2, Line 26, Col. 3)	19,603,937	17,993,420	23,487,789	24,077,156	23,793,564
20. Premiums and considerations (Page 2, Col. 3)					
20.1 In course of collection (Line 15.1)	1,096,960	124,797	11,468	1,232,026	78,028
20.2 Deferred and not yet due (Line 15.2)	6,108,163	4,840,403	4,584,033	4,912,947	5,431,131
20.3 Accrued retrospective premiums (Line 15.3)					
21. Total liabilities excluding protected cell business (Page 3, Line 26)	12,853,938	11,246,606	16,741,349	11,504,239	11,969,393
22. Losses (Page 3, Line 1)					
23. Loss adjustment expenses (Page 3, Line 3)					
24. Unearned premiums (Page 3, Line 9)					
25. Capital paid up (Page 3, Lines 30 & 31)					
26. Surplus as regards policyholders (Page 3, Line 37)	6,749,999	6,746,814	6,746,440	12,572,918	11,824,171
Cash Flow (Page 5)					
27. Net cash from operations (Line 11)	(211,678)	(244,730)	(7,906,166)	(2,913,116)	(2,591,204)
Risk-Based Capital Analysis					
28. Total adjusted capital	6,749,999	6,746,814	6,746,440	12,572,918	11,824,171
29. Authorized control level risk-based capital	56,819	60,176	68,922	1,062,377	876,501
Percentage Distribution of Cash, Cash Equivalents and Invested Assets (Page 2, Col. 3) (Line divided by Page 2, Line 12, Col. 3) x100.0					
30. Bonds (Line 1)	47.5	54.9	32.7	37.3	42.5
31. Stocks (Lines 2.1 & 2.2)				60.3	53.3
32. Mortgage loans on real estate (Lines 3.1 and 3.2)					
33. Real estate (Lines 4.1, 4.2 & 4.3)					
34. Cash, cash equivalents and short-term investments (Line 5)	52.5	45.1	67.3	2.5	4.2
35. Contract loans (Line 6)					
36. Derivatives (Line 7)					
37. Other invested assets (Line 8)					
38. Receivables for securities (Line 9)					
39. Securities lending reinvested collateral assets (Line 10)					
40. Aggregate write-ins for invested assets (Line 11)					
41. Cash, cash equivalents and invested assets (Line 12)	100.0	100.0	100.0	100.0	100.0
Investments in Parent, Subsidiaries and Affiliates					
42. Affiliated bonds (Schedule D, Summary, Line 12, Col. 1)					
43. Affiliated preferred stocks (Schedule D, Summary, Line 18, Col. 1)					
44. Affiliated common stocks (Schedule D, Summary, Line 24, Col. 1)					
45. Affiliated short-term investments (subtotals included in Schedule DA Verification, Col. 5, Line 10)					
46. Affiliated mortgage loans on real estate					
47. All other affiliated					
48. Total of above Lines 42 to 47					
49. Total Investment in Parent included in Lines 42 to 47 above					
50. Percentage of investments in parent, subsidiaries and affiliates to surplus as regards policyholders (Line 48 above divided by Page 3, Col. 1, Line 37 x 100.0)					

ANNUAL STATEMENT FOR THE YEAR 2023 OF THE American National County Mutual Insurance Company

FIVE-YEAR HISTORICAL DATA

(Continued)

	1 2023	2 2022	3 2021	4 2020	5 2019
Capital and Surplus Accounts (Page 4)					
51. Net unrealized capital gains (losses) (Line 24)	820		(5,826,689)	1,293,269	1,296,499
52. Dividends to stockholders (Line 35)					
53. Change in surplus as regards policyholders for the year (Line 38)	3,185	374	(5,826,478)	748,747	1,132,926
Gross Losses Paid (Page 9, Part 2, Cols. 1 & 2)					
54. Liability lines (Lines 11, 16, 17, 18 & 19)	9,405,236	8,452,577	8,566,795	10,017,650	11,714,690
55. Property lines (Lines 1, 2, 9, 12, 21 & 26)	9,425,888	8,119,289	8,202,154	5,731,568	8,084,001
56. Property and liability combined lines (Lines 3, 4, 5, 8, 22 & 27)					
57. All other lines (Lines 6, 10, 13, 14, 15, 23, 24, 28, 29, 30 & 34)	1,429,179	2,881,244	5,224,947	5,517,146	7,639,385
58. Nonproportional reinsurance lines (Lines 31, 32 & 33)					
59. Total (Line 35)	20,260,303	19,453,110	21,993,896	21,266,364	27,438,076
Net Losses Paid (Page 9, Part 2, Col. 4)					
60. Liability lines (Lines 11, 16, 17, 18 & 19)					
61. Property lines (Lines 1, 2, 9, 12, 21 & 26)					
62. Property and liability combined lines (Lines 3, 4, 5, 8, 22 & 27)					
63. All other lines (Lines 6, 10, 13, 14, 15, 23, 24, 28, 29, 30 & 34)					
64. Nonproportional reinsurance lines (Lines 31, 32 & 33)					
65. Total (Line 35)					
Operating Percentages (Page 4) (Line divided by Page 4, Line 1) x 100.0					
66. Premiums earned (Line 1)	100.0	100.0	100.0	100.0	100.0
67. Losses incurred (Line 2)					
68. Loss expenses incurred (Line 3)					
69. Other underwriting expenses incurred (Line 4)	32,936.7	25,845.9	711,780.3	77,421.6	107,189.2
70. Net underwriting gain (loss) (Line 8)	(32,836.7)	(25,745.9)	(711,680.3)	(77,321.6)	(107,089.2)
Other Percentages					
71. Other underwriting expenses to net premiums written (Page 4, Lines 4 + 5 - 15 divided by Page 8, Part 1B, Col. 6, Line 35 x 100.0)	30,492.2	12,415.5	706,269.8	77,442.7	107,189.2
72. Losses and loss expenses incurred to premiums earned (Page 4, Lines 2 + 3 divided by Page 4, Line 1 x 100.0)					
73. Net premiums written to policyholders' surplus (Page 8, Part 1B, Col. 6, Line 35 divided by Page 3, Line 37, Col. 1 x 100.0)	0.0	0.0	0.0	0.0	0.0
One Year Loss Development (\$000 omitted)					
74. Development in estimated losses and loss expenses incurred prior to current year (Schedule P - Part 2 - Summary, Line 12, Col. 11)					
75. Percent of development of losses and loss expenses incurred to policyholders' surplus of prior year end (Line 74 above divided by Page 4, Line 21, Col. 1 x 100.0).....					
Two Year Loss Development (\$000 omitted)					
76. Development in estimated losses and loss expenses incurred two years before the current year and prior year (Schedule P, Part 2 - Summary, Line 12, Col. 12)					
77. Percent of development of losses and loss expenses incurred to reported policyholders' surplus of second prior year end (Line 76 above divided by Page 4, Line 21, Col. 2 x 100.0)					

NOTE: If a party to a merger, have the two most recent years of this exhibit been restated due to a merger in compliance with the disclosure requirements of SSAP No. 3, Accounting Changes and Correction of Errors? Yes [] No []
 If no, please explain:



ANNUAL STATEMENT FOR THE YEAR 2023 OF THE American National County Mutual Insurance Company

EXHIBIT OF PREMIUMS AND LOSSES (Statutory Page 14)

NAIC Group Code 0408

BUSINESS IN THE STATE OF Texas

DURING THE YEAR 2023

NAIC Company Code 29319

Table with 12 columns: Line of Business, Direct Premiums Written, Direct Premiums Earned, Dividends Paid or Credited to Policyholders on Direct Business, Direct Unearned Premium Reserves, Direct Losses Paid (deducting salvage), Direct Losses Incurred, Direct Losses Unpaid, Direct Defense and Cost Containment Expense Paid, Direct Defense and Cost Containment Expense Incurred, Direct Defense and Cost Containment Expense Unpaid, Commissions and Brokerage Expenses, Taxes, Licenses and Fees. Rows include various insurance categories like Fire, Medical Professional Liability, and Auto Physical Damage.

(a) Finance and service charges not included in Lines 1 to 35 \$ 26,214

(b) For health business on indicated lines report: Number of persons insured under PPO managed care products and number of persons insured under indemnity only products

19.TX



ANNUAL STATEMENT FOR THE YEAR 2023 OF THE American National County Mutual Insurance Company

EXHIBIT OF PREMIUMS AND LOSSES (Statutory Page 14)

NAIC Group Code 0408

BUSINESS IN THE STATE OF Grand Total

DURING THE YEAR 2023

NAIC Company Code 29319

Table with 12 columns: Line of Business, Direct Premiums Written, Direct Premiums Earned, Dividends Paid or Credited to Policyholders on Direct Business, Direct Unearned Premium Reserves, Direct Losses Paid (deducting salvage), Direct Losses Incurred, Direct Losses Unpaid, Direct Defense and Cost Containment Expense Paid, Direct Defense and Cost Containment Expense Incurred, Direct Defense and Cost Containment Expense Unpaid, Commissions and Brokerage Expenses, Taxes, Licenses and Fees. Rows include Fire, Multiple Peril Crop, Federal Flood, Private Crop, Private Flood, Farmowners Multiple Peril, Homeowners Multiple Peril, Commercial Multiple Peril (Non-Liability Portion), Commercial Multiple Peril (Liability Portion), Mortgage Guaranty, Ocean Marine, Inland Marine, Financial Guaranty, Medical Professional Liability, Earthquake, Comprehensive (hospital and medical) ind (b), Comprehensive (hospital and medical) group (b), Credit A&H (Group and Individual), Vision Only (b), Dental Only (b), Disability Income (b), Medicare Supplement (b), Medicaid Title XIX (b), Medicare Title XVIII (b), Long-Term Care (b), Federal Employees Health Benefits Plan (b), Other Health (b), Workers' Compensation, Other Liability - Occurrence, Other Liability - Claims-Made, Excess Workers' Compensation, Products Liability - Occurrence, Products Liability - Claims-Made, Private Passenger Auto No-Fault (Personal Injury Protection), Other Private Passenger Auto Liability, Commercial Auto No-Fault (Personal Injury Protection), Other Commercial Auto Liability, Private Passenger Auto Physical Damage, Commercial Auto Physical Damage, Aircraft (all perils), Fidelity, Surety, Burglary and Theft, Boiler and Machinery, Credit, International, Warranty, Reins nonproportional assumed property, Reins nonproportional assumed liability, Reins nonproportional assumed financial lines, Aggregate Write-Ins for Other Lines of Business, Total (a), and DETAILS OF WRITE-INS (3401-3403, 3498, 3499).

(a) Finance and service charges not included in Lines 1 to 35 \$ 26,214

(b) For health business on indicated lines report: Number of persons insured under PPO managed care products and number of persons insured under indemnity only products

19 GT

Schedule F - Part 1 - Assumed Reinsurance

N O N E

Schedule F - Part 2 - Premium Portfolio Reinsurance Effected or (Canceled)

N O N E

ANNUAL STATEMENT FOR THE YEAR 2023 OF THE American National County Mutual Insurance Company

SCHEDULE F - PART 3

Ceded Reinsurance as of December 31, Current Year (\$000 Omitted)

1 ID Number	2 NAIC Com- pany Code	3 Name of Reinsurer	4 Domiciliary Jurisdiction	5 Special Code	6 Reinsurance Premiums Ceded	Reinsurance Recoverable On									16 Amount in Dispute included in Column 15	Reinsurance Payable		19 Net Amount Recoverable From Reinsurers Cols. 15 - [17 + 18]	20 Funds Held by Company Under Reinsurance Treaties
						7 Paid Losses	8 Paid LAE	9 Known Case Loss Reserves	10 Known Case LAE Reserves	11 IBNR Loss Reserves	12 IBNR LAE Reserves	13 Unearned Premiums	14 Contingent Commis- sions	15 Columns 7 through 14 Totals		17 Ceded Balances Payable	18 Other Amounts Due to Reinsurers		
74-0484030	60739	American Natl Ins Co	TX		4,879			59		159		379		597		508		89	
43-1010895	28401	American Natl Prop & Cas Co	MO		29,313	2,437	60	8,269	581	3,403	1,114	14,660		30,524		11,620		18,904	
0399999	Total Authorized - Affiliates - U.S. Non-Pool - Other				34,192	2,437	60	8,328	581	3,562	1,114	15,039		31,121		12,128		18,993	
0499999	Total Authorized - Affiliates - U.S. Non-Pool				34,192	2,437	60	8,328	581	3,562	1,114	15,039		31,121		12,128		18,993	
0799999	Total Authorized - Affiliates - Other (Non-U.S.)																		
0899999	Total Authorized - Affiliates				34,192	2,437	60	8,328	581	3,562	1,114	15,039		31,121		12,128		18,993	
1499999	Total Authorized Excluding Protected Cells (Sum of 0899999, 0999999, 1099999, 1199999 and 1299999)				34,192	2,437	60	8,328	581	3,562	1,114	15,039		31,121		12,128		18,993	
1899999	Total Unauthorized - Affiliates - U.S. Non-Pool																		
2199999	Total Unauthorized - Affiliates - Other (Non-U.S.)																		
2299999	Total Unauthorized - Affiliates																		
2899999	Total Unauthorized Excluding Protected Cells (Sum of 2299999, 2399999, 2499999, 2599999 and 2699999)																		
3299999	Total Certified - Affiliates - U.S. Non-Pool																		
3599999	Total Certified - Affiliates - Other (Non-U.S.)																		
3699999	Total Certified - Affiliates																		
4299999	Total Certified Excluding Protected Cells (Sum of 3699999, 3799999, 3899999, 3999999 and 4099999)																		
4699999	Total Reciprocal Jurisdiction - Affiliates - U.S. Non-Pool																		
4999999	Total Reciprocal Jurisdiction - Affiliates - Other (Non-U.S.)																		
5099999	Total Reciprocal Jurisdiction - Affiliates																		
5699999	Total Reciprocal Jurisdiction Excluding Protected Cells (Sum of 5099999, 5199999, 5299999, 5399999 and 5499999)																		
5799999	Total Authorized, Unauthorized, Reciprocal Jurisdiction and Certified Excluding Protected Cells (Sum of 1499999, 2899999, 4299999 and 5699999)				34,192	2,437	60	8,328	581	3,562	1,114	15,039		31,121		12,128		18,993	
5899999	Total Protected Cells (Sum of 1399999, 2799999, 4199999 and 5599999)																		
9999999	Totals				34,192	2,437	60	8,328	581	3,562	1,114	15,039		31,121		12,128		18,993	

ANNUAL STATEMENT FOR THE YEAR 2023 OF THE American National County Mutual Insurance Company

SCHEDULE F - PART 3 (Continued)

Ceded Reinsurance as of December 31, Current Year (\$000 Omitted)
(Credit Risk)

ID Number From Col. 1	Name of Reinsurer From Col. 3	Collateral				25 Total Funds Held, Payables & Collateral	26 Net Recoverable Net of Funds Held & Collateral	27 Applicable Sch. F Penalty (Col. 78)	Ceded Reinsurance Credit Risk								
		21 Multiple Beneficiary Trusts	22 Letters of Credit	23 Issuing or Confirming Bank Reference Number	24 Single Beneficiary Trusts & Other Allowable Collateral				28 Total Amount Recoverable from Reinsurers Less Penalty (Cols. 15-27)	29 Stressed Recoverable (Col. 28 * 120%)	30 Reinsurance Payable & Funds Held (Cols. 17+18+20; but not in excess of Col. 29)	31 Stressed Net Recoverable (Cols. 29-30)	32 Total Collateral (Cols. 21+22 + 24, not in Excess of Col. 31)	33 Stressed Net Recoverable Net of Collateral Offsets (Cols. 31-32)	34 Reinsurer Designation Equivalent	35 Credit Risk on Collateralized Recoverables (Col. 32 * Factor Applicable to Reinsurer Designation Equivalent in Col. 34)	36 Credit Risk on Un-collateralized Recoverables (Col. 33 * Factor Applicable to Reinsurer Designation Equivalent in Col. 34)
74-0484030	American Natl Ins Co					508	89		XXX	XXX	XXX	XXX	XXX	XXX	XXX	XXX	XXX
43-1010895	American Natl Prop & Cas Co					11,620	18,904		XXX	XXX	XXX	XXX	XXX	XXX	XXX	XXX	XXX
0399999	Total Authorized - Affiliates - U.S. Non-Pool - Other			XXX		12,128	18,993		XXX	XXX	XXX	XXX	XXX	XXX	XXX	XXX	XXX
0499999	Total Authorized - Affiliates - U.S. Non-Pool			XXX		12,128	18,993		XXX	XXX	XXX	XXX	XXX	XXX	XXX	XXX	XXX
0799999	Total Authorized - Affiliates - Other (Non-U.S.)			XXX											XXX		
0899999	Total Authorized - Affiliates			XXX		12,128	18,993								XXX		
1499999	Total Authorized Excluding Protected Cells (Sum of 0899999, 0999999, 1099999, 1199999 and 1299999)			XXX		12,128	18,993								XXX		
1899999	Total Unauthorized - Affiliates - U.S. Non-Pool			XXX					XXX	XXX	XXX	XXX	XXX	XXX	XXX	XXX	XXX
2199999	Total Unauthorized - Affiliates - Other (Non-U.S.)			XXX											XXX		
2299999	Total Unauthorized - Affiliates			XXX											XXX		
2899999	Total Unauthorized Excluding Protected Cells (Sum of 2299999, 2399999, 2499999, 2599999 and 2699999)			XXX											XXX		
3299999	Total Certified - Affiliates - U.S. Non-Pool			XXX					XXX	XXX	XXX	XXX	XXX	XXX	XXX	XXX	XXX
3599999	Total Certified - Affiliates - Other (Non-U.S.)			XXX											XXX		
3699999	Total Certified - Affiliates			XXX											XXX		
4299999	Total Certified Excluding Protected Cells (Sum of 3699999, 3799999, 3899999, 3999999 and 4099999)			XXX											XXX		
4699999	Total Reciprocal Jurisdiction - Affiliates - U.S. Non-Pool			XXX					XXX	XXX	XXX	XXX	XXX	XXX	XXX	XXX	XXX
4999999	Total Reciprocal Jurisdiction - Affiliates - Other (Non-U.S.)			XXX											XXX		
5099999	Total Reciprocal Jurisdiction - Affiliates			XXX											XXX		
5699999	Total Reciprocal Jurisdiction Excluding Protected Cells (Sum of 5099999, 5199999, 5299999, 5399999 and 5499999)			XXX											XXX		
5799999	Total Authorized, Unauthorized, Reciprocal Jurisdiction and Certified Excluding Protected Cells (Sum of 1499999, 2899999, 4299999 and 5699999)			XXX		12,128	18,993								XXX		
5899999	Total Protected Cells (Sum of 1399999, 2799999, 4199999 and 5599999)			XXX					XXX	XXX	XXX	XXX	XXX	XXX	XXX	XXX	XXX
9999999	Totals			XXX		12,128	18,993								XXX		

ANNUAL STATEMENT FOR THE YEAR 2023 OF THE American National County Mutual Insurance Company

SCHEDULE F - PART 3 (Continued)

Ceded Reinsurance as of December 31, Current Year (\$000 Omitted)
(Aging of Ceded Reinsurance)

ID Number From Col. 1	Name of Reinsurer From Col. 3	Reinsurance Recoverable on Paid Losses and Paid Loss Adjustment Expenses							44 Total Recoverable on Paid Losses & LAE Amounts in Dispute Included in Col. 43	45 Recoverable on Paid Losses & LAE Over 90 Days Past Due Amounts Included in Cols. 40 & 41	46 Total Recoverable on Paid Losses & LAE Amounts Not in Dispute (Cols 43-44)	47 Recoverable on Paid Losses & LAE Over 90 Days Past Due Amounts Not in Dispute (Cols. 40 + 41 - 45)	48 Amounts Received Prior 90 Days	49 Percentage Overdue Col. 42/Col. 43	50 Percentage of Amounts More Than 90 Days Overdue Not in Dispute (Col. 47/[Cols. 46+48])	51 Percentage More Than 120 Days Overdue (Col. 41/ Col. 43)	52 Is the Amount in Col. 50 Less Than 20%? (Yes or No)	53 Amounts in Col. 47 for Reinsurers with Values Less Than 20% in Col. 50
		37	Overdue					43 Total Due Cols. 37+42 (In total should equal Cols. 7+8)										
		Current	38 1 - 29 Days	39 30 - 90 Days	40 91 - 120 Days	41 Over 120 Days	42 Total Overdue Cols. 38+39 +40+41											
74-0484030 .. 43-1010895 ..	American Natl Ins Co .. American Natl Prop & Cas Co ..	2,497						2,497		2,497								YES YES
0399999. Total Authorized - Affiliates - U.S. Non-Pool - Other		2,497						2,497		2,497								XXX
0499999. Total Authorized - Affiliates - U.S. Non-Pool		2,497						2,497		2,497								XXX
0799999. Total Authorized - Affiliates - Other (Non-U.S.)																		XXX
0899999. Total Authorized - Affiliates		2,497						2,497		2,497								XXX
1499999. Total Authorized Excluding Protected Cells (Sum of 0899999, 0999999, 1099999, 1199999 and 1299999)		2,497						2,497		2,497								XXX
1899999. Total Unauthorized - Affiliates - U.S. Non-Pool																		XXX
2199999. Total Unauthorized - Affiliates - Other (Non-U.S.)																		XXX
2299999. Total Unauthorized - Affiliates																		XXX
2899999. Total Unauthorized Excluding Protected Cells (Sum of 2299999, 2399999, 2499999, 2599999 and 2699999)																		XXX
3299999. Total Certified - Affiliates - U.S. Non-Pool																		XXX
3599999. Total Certified - Affiliates - Other (Non-U.S.)																		XXX
3699999. Total Certified - Affiliates																		XXX
4299999. Total Certified Excluding Protected Cells (Sum of 3699999, 3799999, 3899999, 3999999 and 4099999)																		XXX
4699999. Total Reciprocal Jurisdiction - Affiliates - U.S. Non-Pool																		XXX
4999999. Total Reciprocal Jurisdiction - Affiliates - Other (Non-U.S.)																		XXX
5099999. Total Reciprocal Jurisdiction - Affiliates																		XXX
5699999. Total Reciprocal Jurisdiction Excluding Protected Cells (Sum of 5099999, 5199999, 5299999, 5399999 and 5499999)																		XXX
5799999. Total Authorized, Unauthorized, Reciprocal Jurisdiction and Certified Excluding Protected Cells (Sum of 1499999, 2899999, 4299999 and 5699999)		2,497						2,497		2,497								XXX
5899999. Total Protected Cells (Sum of 1399999, 2799999, 4199999 and 5599999)																		XXX
9999999 Totals		2,497						2,497		2,497								XXX

ANNUAL STATEMENT FOR THE YEAR 2023 OF THE American National County Mutual Insurance Company

SCHEDULE F - PART 3 (Continued)

Ceded Reinsurance as of December 31, Current Year (\$000 Omitted)
(Provision for Reinsurance for Certified Reinsurers)

ID Number From Col. 1	Name of Reinsurer From Col. 3	Provision for Certified Reinsurance													Complete if Col. 52 = "No"; Otherwise Enter 0			69 Provision for Overdue Reinsurance Ceded to Certified Reinsurers (Greater of [Col. 62 + Col. 65] or Col.68; not to Exceed Col. 63)
		54	55	56	57	58	59	60	61	62	63	64	65	66	67	68		
		Certified Reinsurer Rating (1 through 6)	Effective Date of Certified Reinsurer Rating	Percent Collateral Required for Full Credit (0% through 100%)	Catastrophe Recoverables Qualifying for Collateral Deferral	Net Recoverables Subject to Collateral Requirements for Full Credit (Col. 19 - Col. 57)	Dollar Amount of Collateral Required (Col. 56 * Col. 58)	Percent of Collateral Provided for Net Recoverables Subject to Collateral Requirements ([Col. 20 + Col. 21 + Col. 22 + Col. 24] / Col. 58)	Percent Credit Allowed on Net Recoverables Subject to Collateral Requirements (Col. 60 / Col. 56, not to exceed 100%)	20% of Recoverable on Paid Losses & LAE Over 90 Days Past Due Amounts in Dispute (Col. 45 * 20%)	Amount of Credit Allowed for Net Recoverables (Col. 57 + [Col. 58 * Col. 61])	Provision for Reinsurance with Certified Reinsurers Due to Collateral Deficiency (Col. 19 - Col. 63)	20% of Recoverable on Paid Losses & LAE Over 90 Days Past Due Amounts Not in Dispute (Col. 47 * 20%)	Total Collateral Provided (Col. 20 + Col. 21 + Col. 24, not to Exceed Col. 63)	Net Unsecured Recoverable for Which Credit is Allowed (Col. 63 - Col. 66)	20% of Amount in Col. 67		
74-0484030	American Natl Ins Co	XXX	XXX	XXX	XXX	XXX	XXX	XXX	XXX	XXX	XXX	XXX	XXX	XXX	XXX	XXX	XXX	
43-1010895	American Natl Prop & Cas Co	XXX	XXX	XXX	XXX	XXX	XXX	XXX	XXX	XXX	XXX	XXX	XXX	XXX	XXX	XXX	XXX	
0399999	Total Authorized - Affiliates - U.S. Non-Pool - Other			XXX	XXX	XXX	XXX	XXX	XXX	XXX	XXX	XXX	XXX	XXX	XXX	XXX	XXX	
0499999	Total Authorized - Affiliates - U.S. Non-Pool			XXX	XXX	XXX	XXX	XXX	XXX	XXX	XXX	XXX	XXX	XXX	XXX	XXX	XXX	
0799999	Total Authorized - Affiliates - Other (Non-U.S.)			XXX	XXX	XXX	XXX	XXX	XXX	XXX	XXX	XXX	XXX	XXX	XXX	XXX	XXX	
0899999	Total Authorized - Affiliates			XXX	XXX	XXX	XXX	XXX	XXX	XXX	XXX	XXX	XXX	XXX	XXX	XXX	XXX	
1499999	Total Authorized Excluding Protected Cells (Sum of 0899999, 0999999, 1099999, 1199999 and 1299999)			XXX	XXX	XXX	XXX	XXX	XXX	XXX	XXX	XXX	XXX	XXX	XXX	XXX	XXX	
1899999	Total Unauthorized - Affiliates - U.S. Non-Pool			XXX	XXX	XXX	XXX	XXX	XXX	XXX	XXX	XXX	XXX	XXX	XXX	XXX	XXX	
2199999	Total Unauthorized - Affiliates - Other (Non-U.S.)			XXX	XXX	XXX	XXX	XXX	XXX	XXX	XXX	XXX	XXX	XXX	XXX	XXX	XXX	
2299999	Total Unauthorized - Affiliates			XXX	XXX	XXX	XXX	XXX	XXX	XXX	XXX	XXX	XXX	XXX	XXX	XXX	XXX	
2899999	Total Unauthorized Excluding Protected Cells (Sum of 2299999, 2399999, 2499999, 2599999 and 2699999)			XXX	XXX	XXX	XXX	XXX	XXX	XXX	XXX	XXX	XXX	XXX	XXX	XXX	XXX	
3299999	Total Certified - Affiliates - U.S. Non-Pool			XXX				XXX	XXX									
3599999	Total Certified - Affiliates - Other (Non-U.S.)			XXX				XXX	XXX									
3699999	Total Certified - Affiliates			XXX				XXX	XXX									
4299999	Total Certified Excluding Protected Cells (Sum of 3699999, 3799999, 3899999, 3999999 and 4099999)			XXX				XXX	XXX									
4699999	Total Reciprocal Jurisdiction - Affiliates - U.S. Non-Pool			XXX	XXX	XXX	XXX	XXX	XXX	XXX	XXX	XXX	XXX	XXX	XXX	XXX	XXX	
4999999	Total Reciprocal Jurisdiction - Affiliates - Other (Non-U.S.)			XXX	XXX	XXX	XXX	XXX	XXX	XXX	XXX	XXX	XXX	XXX	XXX	XXX	XXX	
5099999	Total Reciprocal Jurisdiction - Affiliates			XXX	XXX	XXX	XXX	XXX	XXX	XXX	XXX	XXX	XXX	XXX	XXX	XXX	XXX	
5699999	Total Reciprocal Jurisdiction Excluding Protected Cells (Sum of 5099999, 5199999, 5299999, 5399999 and 5499999)			XXX	XXX	XXX	XXX	XXX	XXX	XXX	XXX	XXX	XXX	XXX	XXX	XXX	XXX	
5799999	Total Authorized, Unauthorized, Reciprocal Jurisdiction and Certified Excluding Protected Cells (Sum of 1499999, 2899999, 4299999 and 5699999)			XXX				XXX	XXX									
5899999	Total Protected Cells (Sum of 1399999, 2799999, 4199999 and 5599999)			XXX				XXX	XXX									
9999999	Totals			XXX				XXX	XXX									

ANNUAL STATEMENT FOR THE YEAR 2023 OF THE American National County Mutual Insurance Company

SCHEDULE F - PART 3 (Continued)

Ceded Reinsurance as of December 31, Current Year (\$000 Omitted)
(Total Provision for Reinsurance)

ID Number From Col. 1	Name of Reinsurer From Col. 3	70 20% of Recoverable on Paid Losses & LAE Over 90 Days past Due Amounts Not in Dispute (Col. 47 * 20%)	71 Provision for Unauthorized Reinsurance		73 Provision for Overdue Authorized and Reciprocal Jurisdiction Reinsurance		75 Total Provision for Reinsurance				
			71	72	73	74	75	76	77	78	
			Provision for Reinsurance with Unauthorized Reinsurers Due to Collateral Deficiency (Col. 26)	Provision for Overdue Reinsurance from Unauthorized Reinsurers and Amounts in Dispute (Col. 70 + 20% of the Amount in Col. 16)	Complete if Col. 52 = "Yes"; Otherwise Enter 0	Complete if Col. 52 = "No"; Otherwise Enter 0	Provision for Amounts Ceded to Authorized and Reciprocal Jurisdiction Reinsurers (Cols. 73 + 74)	Provision for Amounts Ceded to Unauthorized Reinsurers (Cols. 71 + 72 Not in Excess of Col. 15)	Provision for Amounts Ceded to Certified Reinsurers (Cols. 64 + 69)	Total Provision for Reinsurance (Cols. 75 + 76 + 77)	
74-0484030 .. American Natl Ins Co			XXX	XXX					XXX	XXX	
43-1010895 .. American Natl Prop & Cas Co			XXX	XXX					XXX	XXX	
0399999. Total Authorized - Affiliates - U.S. Non-Pool - Other			XXX	XXX					XXX	XXX	
0499999. Total Authorized - Affiliates - U.S. Non-Pool			XXX	XXX					XXX	XXX	
0799999. Total Authorized - Affiliates - Other (Non-U.S.)			XXX	XXX					XXX	XXX	
0899999. Total Authorized - Affiliates			XXX	XXX					XXX	XXX	
1499999. Total Authorized Excluding Protected Cells (Sum of 0899999, 0999999, 1099999, 1199999 and 1299999)			XXX	XXX					XXX	XXX	
1899999. Total Unauthorized - Affiliates - U.S. Non-Pool					XXX	XXX	XXX	XXX		XXX	
2199999. Total Unauthorized - Affiliates - Other (Non-U.S.)					XXX	XXX	XXX	XXX		XXX	
2299999. Total Unauthorized - Affiliates					XXX	XXX	XXX	XXX		XXX	
2899999. Total Unauthorized Excluding Protected Cells (Sum of 2299999, 2399999, 2499999, 2599999 and 2699999)					XXX	XXX	XXX	XXX		XXX	
3299999. Total Certified - Affiliates - U.S. Non-Pool		XXX	XXX	XXX	XXX	XXX	XXX	XXX	XXX		
3599999. Total Certified - Affiliates - Other (Non-U.S.)		XXX	XXX	XXX	XXX	XXX	XXX	XXX	XXX		
3699999. Total Certified - Affiliates		XXX	XXX	XXX	XXX	XXX	XXX	XXX	XXX		
4299999. Total Certified Excluding Protected Cells (Sum of 3699999, 3799999, 3899999, 3999999 and 4099999)		XXX	XXX	XXX	XXX	XXX	XXX	XXX	XXX		
4699999. Total Reciprocal Jurisdiction - Affiliates - U.S. Non-Pool			XXX	XXX					XXX	XXX	
4999999. Total Reciprocal Jurisdiction - Affiliates - Other (Non-U.S.)			XXX	XXX					XXX	XXX	
5099999. Total Reciprocal Jurisdiction - Affiliates			XXX	XXX					XXX	XXX	
5699999. Total Reciprocal Jurisdiction Excluding Protected Cells (Sum of 5099999, 5199999, 5299999, 5399999 and 5499999)			XXX	XXX					XXX	XXX	
5799999. Total Authorized, Unauthorized, Reciprocal Jurisdiction and Certified Excluding Protected Cells (Sum of 1499999, 2899999, 4299999 and 5699999)											
5899999. Total Protected Cells (Sum of 1399999, 2799999, 4199999 and 5599999)											
9999999 Totals											

ANNUAL STATEMENT FOR THE YEAR 2023 OF THE American National County Mutual Insurance Company

SCHEDULE F - PART 4

Issuing or Confirming Banks for Letters of Credit from Schedule F, Part 3 (\$000 Omitted)

1 Issuing or Confirming Bank Reference Number Used in Col. 23 of Sch F Part 3	2 Letters of Credit Code	3 American Bankers Association (ABA) Routing Number	4 Issuing or Confirming Bank Name	5 Letters of Credit Amount
NONE				
Total				

ANNUAL STATEMENT FOR THE YEAR 2023 OF THE American National County Mutual Insurance Company

SCHEDULE F - PART 5

Interrogatories for Schedule F, Part 3 (000 Omitted)

A. Report the five largest provisional commission rates included in the cedant's reinsurance treaties. The commission rate to be reported is by contract with ceded premium in excess of \$50,000:

	1 <u>Name of Reinsurer</u>	2 <u>Commission Rate</u>	3 <u>Ceded Premium</u>
1.
2.
3.
4.
5.

B. Report the five largest reinsurance recoverables reported in Schedule F, Part 3, Column 15, due from any one reinsurer (based on the total recoverables, Schedule F, Part 3, Line 9999999, Column 15), the amount of ceded premium, and indicate whether the recoverables are due from an affiliated insurer.

	1 <u>Name of Reinsurer</u>	2 <u>Total Recoverables</u>	3 <u>Ceded Premiums</u>	4 <u>Affiliated</u>
6.	American Natl Prop & Cas Co	30,524	29,313	Yes [X] No []
7.	American Natl Ins Co	597	4,879	Yes [X] No []
8.	Yes [] No []
9.	Yes [] No []
10.	Yes [] No []

NOTE: Disclosure of the five largest provisional commission rates should exclude mandatory pools and joint underwriting associations.

ANNUAL STATEMENT FOR THE YEAR 2023 OF THE American National County Mutual Insurance Company

SCHEDULE F - PART 6

Restatement of Balance Sheet to Identify Net Credit for Reinsurance

	1 As Reported (Net of Ceded)	2 Restatement Adjustments	3 Restated (Gross of Ceded)
ASSETS (Page 2, Col. 3)			
1. Cash and invested assets (Line 12)	9,649,361		9,649,361
2. Premiums and considerations (Line 15)	7,205,123		7,205,123
3. Reinsurance recoverable on loss and loss adjustment expense payments (Line 16.1)	2,497,459	(2,497,459)	
4. Funds held by or deposited with reinsured companies (Line 16.2)			
5. Other assets	251,994		251,994
6. Net amount recoverable from reinsurers		18,993,695	18,993,695
7. Protected cell assets (Line 27)			
8. Totals (Line 28)	19,603,937	16,496,236	36,100,173
LIABILITIES (Page 3)			
9. Losses and loss adjustment expenses (Lines 1 through 3)		13,584,756	13,584,756
10. Taxes, expenses, and other obligations (Lines 4 through 8)	(123)		(123)
11. Unearned premiums (Line 9)		9,519,640	9,519,640
12. Advance premiums (Line 10)	96,821		96,821
13. Dividends declared and unpaid (Line 11.1 and 11.2)			
14. Ceded reinsurance premiums payable (net of ceding commissions (Line 12)	12,127,670	(12,127,670)	
15. Funds held by company under reinsurance treaties (Line 13)			
16. Amounts withheld or retained by company for account of others (Line 14)	65,784		65,784
17. Provision for reinsurance (Line 16)			
18. Other liabilities	563,786	5,519,510	6,083,296
19. Total liabilities excluding protected cell business (Line 26)	12,853,938	16,496,236	29,350,174
20. Protected cell liabilities (Line 27)			
21. Surplus as regards policyholders (Line 37)	6,749,999	XXX	6,749,999
22. Totals (Line 38)	19,603,937	16,496,236	36,100,173

NOTE: Is the restatement of this exhibit the result of grossing up balances ceded to affiliates under 100 percent reinsurance or pooling arrangements? Yes [X] No []

If yes, give full explanation: 100% ceded to affiliates - American National Insurance Company & American National Property And Casualty Company

Schedule H - Part 1 - Analysis of Underwriting Operations

N O N E

Schedule H - Part 2 - Reserves and Liabilities

N O N E

Schedule H - Part 3 - Test of Prior Year's Claim Reserves and Liabilities

N O N E

Schedule H - Part 4 - Reinsurance

N O N E

Schedule H - Part 5 - Health Claims

N O N E

SCHEDULE P - ANALYSIS OF LOSSES AND LOSS EXPENSES
SCHEDULE P - PART 1 - SUMMARY

(\$000 OMITTED)

Years in Which Premiums Were Earned and Losses Were Incurred	Premiums Earned			Loss and Loss Expense Payments						12 Number of Claims Reported Direct and Assumed		
	1 Direct and Assumed	2 Ceded	3 Net (1 - 2)	Loss Payments		Defense and Cost Containment Payments		Adjusting and Other Payments			10 Salvage and Subrogation Received	11 Total Net Paid Cols (4 - 5 + 6 - 7 + 8 - 9)
				4	5	6	7	8	9			
				Direct and Assumed	Ceded	Direct and Assumed	Ceded	Direct and Assumed	Ceded			
1. Prior.....	XXX	XXX	XXX	24	24						XXX	
2. 2014.....	48,705	48,705		25,188	25,188	268	268	485	485		XXX	
3. 2015.....	59,483	59,483		31,002	31,002	453	453	317	317		XXX	
4. 2016.....	62,427	62,427		30,489	30,489	506	506	257	257		XXX	
5. 2017.....	57,967	57,967		40,105	40,105	388	388	370	370		XXX	
6. 2018.....	63,046	63,046		31,174	31,174	228	228	371	371		XXX	
7. 2019.....	55,520	55,519	1	26,399	26,399	295	295	352	352		XXX	
8. 2020.....	46,251	46,250	1	18,564	18,564	179	179	220	220		XXX	
9. 2021.....	41,194	41,193	1	20,790	20,790	300	300	284	284		XXX	
10. 2022.....	34,809	34,808	1	17,370	17,370	31	31	214	214		XXX	
11. 2023.....	32,371	32,370	1	15,368	15,368	4	4	188	188		XXX	
12. Totals	XXX	XXX	XXX	256,473	256,473	2,652	2,652	3,058	3,058		XXX	

	Losses Unpaid				Defense and Cost Containment Unpaid				Adjusting and Other Unpaid		23 Salvage and Subrogation Anticipated	24 Total Net Losses and Expenses Unpaid	25 Number of Claims Outstanding Direct and Assumed
	Case Basis		Bulk + IBNR		Case Basis		Bulk + IBNR						
	13	14	15	16	17	18	19	20	21	22			
	Direct and Assumed	Ceded	Direct and Assumed	Ceded	Direct and Assumed	Ceded	Direct and Assumed	Ceded	Direct and Assumed	Ceded			
1. Prior.....													XXX
2. 2014.....													XXX
3. 2015.....													XXX
4. 2016.....													XXX
5. 2017.....	37	37			13	13			3	3			XXX
6. 2018.....			9	9									XXX
7. 2019.....	100	100	27	27	1	1	12	12	2	2			XXX
8. 2020.....	341	341	102	102	20	20	31	31	11	11			XXX
9. 2021.....	684	684	276	276	53	53	75	75	11	11			XXX
10. 2022.....	2,880	2,880	810	810	21	21	261	261	119	119			XXX
11. 2023.....	4,286	4,286	2,338	2,338	48	48	311	311	703	703			XXX
12. Totals	8,328	8,328	3,562	3,562	156	156	690	690	849	849			XXX

	Total Losses and Loss Expenses Incurred			Loss and Loss Expense Percentage (Incurred /Premiums Earned)			Nontabular Discount		34 Inter-Company Pooling Participation Percentage	Net Balance Sheet Reserves After Discount	
	26	27	28	29	30	31	32	33		35	36
	Direct and Assumed	Ceded	Net	Direct and Assumed	Ceded	Net	Loss	Loss Expense		Losses Unpaid	Loss Expenses Unpaid
1. Prior.....	XXX	XXX	XXX	XXX	XXX	XXX			XXX		
2. 2014.....	25,941	25,941		53.3	53.3						
3. 2015.....	31,772	31,772		53.4	53.4						
4. 2016.....	31,252	31,252		50.1	50.1						
5. 2017.....	40,916	40,916		70.6	70.6						
6. 2018.....	31,782	31,782		50.4	50.4						
7. 2019.....	27,188	27,188		49.0	49.0						
8. 2020.....	19,468	19,468		42.1	42.1						
9. 2021.....	22,473	22,473		54.6	54.6						
10. 2022.....	21,706	21,706		62.4	62.4						
11. 2023.....	23,246	23,246		71.8	71.8						
12. Totals	XXX	XXX	XXX	XXX	XXX	XXX			XXX		

Note: Parts 2 and 4 are gross of all discounting, including tabular discounting. Part 1 is gross of only nontabular discounting, which is reported in Columns 32 and 33 of Part 1. The tabular discount, if any, is reported in the Notes to Financial Statements which will reconcile Part 1 with Parts 2 and 4.

Schedule P - Part 2 - Summary

N O N E

Schedule P - Part 3 - Summary

N O N E

Schedule P - Part 4 - Summary

N O N E

Schedule P - Part 1A - Homeowners/Farmowners

N O N E

ANNUAL STATEMENT FOR THE YEAR 2023 OF THE American National County Mutual Insurance Company
SCHEDULE P - PART 1B - PRIVATE PASSENGER AUTO LIABILITY/MEDICAL
(\$000 OMITTED)

Years in Which Premiums Were Earned and Losses Were Incurred	Premiums Earned			Loss and Loss Expense Payments						12 Number of Claims Reported Direct and Assumed		
	1 Direct and Assumed	2 Ceded	3 Net (1 - 2)	Loss Payments		Defense and Cost Containment Payments		Adjusting and Other Payments			10 Salvage and Subrogation Received	11 Total Net Paid Cols (4 - 5 + 6 - 7 + 8 - 9)
				4 Direct and Assumed	5 Ceded	6 Direct and Assumed	7 Ceded	8 Direct and Assumed	9 Ceded			
1. Prior.....	XXX.....	XXX.....	XXX.....	25.....	25.....							XXX.....
2. 2014.....	14,692.....	14,692.....		9,760.....	9,760.....	267.....	267.....	248.....	248.....			2,118.....
3. 2015.....	14,327.....	14,327.....		10,528.....	10,528.....	452.....	452.....	111.....	111.....			2,237.....
4. 2016.....	14,691.....	14,691.....		9,437.....	9,437.....	506.....	506.....	100.....	100.....			2,026.....
5. 2017.....	15,960.....	15,960.....		12,463.....	12,463.....	384.....	384.....	209.....	209.....			1,966.....
6. 2018.....	17,533.....	17,533.....		11,209.....	11,209.....	214.....	214.....	228.....	228.....			1,697.....
7. 2019.....	17,351.....	17,351.....		10,840.....	10,840.....	266.....	266.....	199.....	199.....			1,596.....
8. 2020.....	15,362.....	15,362.....		6,719.....	6,719.....	177.....	177.....	110.....	110.....			992.....
9. 2021.....	14,144.....	14,144.....		7,391.....	7,391.....	157.....	157.....	131.....	131.....			1,034.....
10. 2022.....	13,158.....	13,158.....		6,334.....	6,334.....	18.....	18.....	100.....	100.....			975.....
11. 2023.....	13,760.....	13,760.....		4,916.....	4,916.....	4.....	4.....	75.....	75.....			897.....
12. Totals.....	XXX.....	XXX.....	XXX.....	89,622.....	89,622.....	2,445.....	2,445.....	1,511.....	1,511.....			XXX.....

	Losses Unpaid				Defense and Cost Containment Unpaid				Adjusting and Other Unpaid		23 Salvage and Subrogation Anticipated	24 Total Net Losses and Expenses Unpaid	25 Number of Claims Outstanding Direct and Assumed
	Case Basis		Bulk + IBNR		Case Basis		Bulk + IBNR		Adjusting and Other Unpaid				
	13	14	15	16	17	18	19	20	21	22			
	Direct and Assumed	Ceded	Direct and Assumed	Ceded	Direct and Assumed	Ceded	Direct and Assumed	Ceded	Direct and Assumed	Ceded			
1. Prior.....													
2. 2014.....													
3. 2015.....													
4. 2016.....													
5. 2017.....	37.....	37.....			13.....	13.....			3.....	3.....			2.....
6. 2018.....													
7. 2019.....	100.....	100.....			1.....	1.....	11.....	11.....	2.....	2.....			1.....
8. 2020.....	336.....	336.....	63.....	63.....	20.....	20.....	29.....	29.....	11.....	11.....			7.....
9. 2021.....	675.....	675.....	147.....	147.....	53.....	53.....	67.....	67.....	11.....	11.....			7.....
10. 2022.....	1,768.....	1,768.....	465.....	465.....	21.....	21.....	152.....	152.....	53.....	53.....			33.....
11. 2023.....	3,155.....	3,155.....	1,807.....	1,807.....	48.....	48.....	232.....	232.....	482.....	482.....			167.....
12. Totals.....	6,071.....	6,071.....	2,482.....	2,482.....	156.....	156.....	491.....	491.....	562.....	562.....			217.....

	Total Losses and Loss Expenses Incurred			Loss and Loss Expense Percentage (Incurred / Premiums Earned)			Nontabular Discount		34 Inter-Company Pooling Participation Percentage	Net Balance Sheet Reserves After Discount	
	26	27	28	29	30	31	32	33		35	36
	Direct and Assumed	Ceded	Net	Direct and Assumed	Ceded	Net	Loss	Loss Expense		Losses Unpaid	Loss Expenses Unpaid
1. Prior.....	XXX.....	XXX.....	XXX.....	XXX.....	XXX.....	XXX.....			XXX.....		
2. 2014.....	10,275.....	10,275.....		69.9.....	69.9.....						
3. 2015.....	11,091.....	11,091.....		77.4.....	77.4.....						
4. 2016.....	10,043.....	10,043.....		68.4.....	68.4.....						
5. 2017.....	13,109.....	13,109.....		82.1.....	82.1.....						
6. 2018.....	11,651.....	11,651.....		66.5.....	66.5.....						
7. 2019.....	11,419.....	11,419.....		65.8.....	65.8.....						
8. 2020.....	7,465.....	7,465.....		48.6.....	48.6.....						
9. 2021.....	8,632.....	8,632.....		61.0.....	61.0.....						
10. 2022.....	8,911.....	8,911.....		67.7.....	67.7.....						
11. 2023.....	10,719.....	10,719.....		77.9.....	77.9.....						
12. Totals.....	XXX.....	XXX.....	XXX.....	XXX.....	XXX.....	XXX.....			XXX.....		

ANNUAL STATEMENT FOR THE YEAR 2023 OF THE American National County Mutual Insurance Company
SCHEDULE P - PART 1C - COMMERCIAL AUTO/TRUCK LIABILITY/MEDICAL
(\$000 OMITTED)

Years in Which Premiums Were Earned and Losses Were Incurred	Premiums Earned			Loss and Loss Expense Payments						10 Salvage and Subrogation Received	11 Total Net Paid Cols (4 - 5 + 6 - 7 + 8 - 9)	12 Number of Claims Reported Direct and Assumed
	1 Direct and Assumed	2 Ceded	3 Net (1 - 2)	Loss Payments		Defense and Cost Containment Payments		Adjusting and Other Payments				
				4 Direct and Assumed	5 Ceded	6 Direct and Assumed	7 Ceded	8 Direct and Assumed	9 Ceded			
1. Prior.....	XXX	XXX	XXX									XXX
2. 2014.....	55	55		9	9			1	1			5
3. 2015.....	139	139		8	8			1	1			5
4. 2016.....	207	207		144	144							6
5. 2017.....	351	351		18	18			2	2			18
6. 2018.....	547	547		515	515			12	12			33
7. 2019.....	812	812		861	861	29	29	23	23			41
8. 2020.....	1,044	1,044		128	128			3	3			28
9. 2021.....	1,137	1,137		355	355	143	143	6	6			53
10. 2022.....	1,250	1,250		191	191	13	13	5	5			48
11. 2023.....	1,510	1,510		157	157			4	4			70
12. Totals	XXX	XXX	XXX	2,386	2,386	185	185	57	57			XXX

	Losses Unpaid				Defense and Cost Containment Unpaid				Adjusting and Other Unpaid		23 Salvage and Subrogation Anticipated	24 Total Net Losses and Expenses Unpaid	25 Number of Claims Outstanding Direct and Assumed
	Case Basis		Bulk + IBNR		Case Basis		Bulk + IBNR						
	13 Direct and Assumed	14 Ceded	15 Direct and Assumed	16 Ceded	17 Direct and Assumed	18 Ceded	19 Direct and Assumed	20 Ceded	21 Direct and Assumed	22 Ceded			
1. Prior.....													
2. 2014.....													
3. 2015.....													
4. 2016.....													
5. 2017.....													
6. 2018.....			9	9									
7. 2019.....			27	27			1	1					
8. 2020.....			39	39			2	2					
9. 2021.....			129	129			8	8					
10. 2022.....	1,103	1,103	389	389			105	105	66	66			10
11. 2023.....	436	436	598	598			74	74	118	118			23
12. Totals	1,539	1,539	1,191	1,191			190	190	184	184			33

	Total Losses and Loss Expenses Incurred			Loss and Loss Expense Percentage (Incurred / Premiums Earned)			Nontabular Discount		34 Inter-Company Pooling Participation Percentage	Net Balance Sheet Reserves After Discount	
	26 Direct and Assumed	27 Ceded	28 Net	29 Direct and Assumed	30 Ceded	31 Net	32 Loss	33 Loss Expense		35 Losses Unpaid	36 Loss Expenses Unpaid
1. Prior.....	XXX	XXX	XXX	XXX	XXX	XXX			XXX		
2. 2014.....	10	10		18.2	18.2						
3. 2015.....	9	9		6.5	6.5						
4. 2016.....	144	144		69.6	69.6						
5. 2017.....	20	20		5.7	5.7						
6. 2018.....	536	536		98.0	98.0						
7. 2019.....	941	941		115.9	115.9						
8. 2020.....	172	172		16.5	16.5						
9. 2021.....	641	641		56.4	56.4						
10. 2022.....	1,872	1,872		149.8	149.8						
11. 2023.....	1,387	1,387		91.9	91.9						
12. Totals	XXX	XXX	XXX	XXX	XXX	XXX			XXX		

Schedule P - Part 1D - Workers' Compensation (Excluding Excess Workers' Compensation)

N O N E

Schedule P - Part 1E - Commercial Multiple Peril

N O N E

Schedule P - Part 1F - Section 1 - Medical Professional Liability - Occurrence

N O N E

Schedule P - Part 1F - Section 2 - Medical Professional Liability - Claims-Made

N O N E

Schedule P - Part 1G - Special Liability (Ocean Marine, Aircraft (all perils), Boiler and Machinery)

N O N E

Schedule P - Part 1H - Section 1 - Other Liability - Occurrence

N O N E

Schedule P - Part 1H - Section 2 - Other Liability - Claims-Made

N O N E

ANNUAL STATEMENT FOR THE YEAR 2023 OF THE American National County Mutual Insurance Company
SCHEDULE P - PART 11 - SPECIAL PROPERTY (FIRE, ALLIED LINES, INLAND MARINE, EARTHQUAKE, BURGLARY AND THEFT)
 (\$000 OMITTED)

Years in Which Premiums Were Earned and Losses Were Incurred	Premiums Earned			Loss and Loss Expense Payments						12 Number of Claims Reported Direct and Assumed		
	1 Direct and Assumed	2 Ceded	3 Net (1 - 2)	Loss Payments		Defense and Cost Containment Payments		Adjusting and Other Payments			10 Salvage and Subrogation Received	11 Total Net Paid Cols (4 - 5 + 6 - 7 + 8 - 9)
				4 Direct and Assumed	5 Ceded	6 Direct and Assumed	7 Ceded	8 Direct and Assumed	9 Ceded			
1. Prior.....	XXX.....	XXX.....	XXX.....									XXX.....
2. 2022.....	1.....		1.....									XXX.....
3. 2023.....	1.....		1.....									XXX.....
4. Totals.....	XXX.....	XXX.....	XXX.....									XXX.....

	Losses Unpaid				Defense and Cost Containment Unpaid				Adjusting and Other Unpaid		23 Salvage and Subrogation Anticipated	24 Total Net Losses and Expenses Unpaid	25 Number of Claims Outstanding Direct and Assumed
	Case Basis		Bulk + IBNR		Case Basis		Bulk + IBNR		Adjusting and Other Unpaid				
	13 Direct and Assumed	14 Ceded	15 Direct and Assumed	16 Ceded	17 Direct and Assumed	18 Ceded	19 Direct and Assumed	20 Ceded	21 Direct and Assumed	22 Ceded			
1. Prior.....													
2. 2022.....													
3. 2023.....													
4. Totals.....													

	Total Losses and Loss Expenses Incurred			Loss and Loss Expense Percentage (Incurred /Premiums Earned)			Nontabular Discount		34 Inter-Company Pooling Participation Percentage	Net Balance Sheet Reserves After Discount	
	26 Direct and Assumed	27 Ceded	28 Net	29 Direct and Assumed	30 Ceded	31 Net	32 Loss	33 Loss Expense		35 Losses Unpaid	36 Loss Expenses Unpaid
	1. Prior.....	XXX.....	XXX.....	XXX.....	XXX.....	XXX.....	XXX.....				XXX.....
2. 2022.....											
3. 2023.....											
4. Totals.....	XXX.....	XXX.....	XXX.....	XXX.....	XXX.....	XXX.....			XXX.....		

ANNUAL STATEMENT FOR THE YEAR 2023 OF THE American National County Mutual Insurance Company
SCHEDULE P - PART 1J - AUTO PHYSICAL DAMAGE
(\$000 OMITTED)

Years in Which Premiums Were Earned and Losses Were Incurred	Premiums Earned			Loss and Loss Expense Payments						10 Salvage and Subrogation Received	11 Total Net Paid Cols (4 - 5 + 6 - 7 + 8 - 9)	12 Number of Claims Reported Direct and Assumed
	1 Direct and Assumed	2 Ceded	3 Net (1 - 2)	Loss Payments		Defense and Cost Containment Payments		Adjusting and Other Payments				
				4 Direct and Assumed	5 Ceded	6 Direct and Assumed	7 Ceded	8 Direct and Assumed	9 Ceded			
1. Prior.....	XXX.....	XXX.....	XXX.....	(22).....	(22).....			1.....	1.....			XXX.....
2. 2022.....	11,284.....	11,284.....		8,235.....	8,235.....			109.....	109.....			2,002.....
3. 2023.....	12,218.....	12,218.....		9,105.....	9,105.....			109.....	109.....			2,087.....
4. Totals.....	XXX.....	XXX.....	XXX.....	17,318.....	17,318.....			219.....	219.....			XXX.....

	Losses Unpaid				Defense and Cost Containment Unpaid				Adjusting and Other Unpaid		23 Salvage and Subrogation Anticipated	24 Total Net Losses and Expenses Unpaid	25 Number of Claims Outstanding Direct and Assumed
	Case Basis		Bulk + IBNR		Case Basis		Bulk + IBNR		Other Unpaid				
	13 Direct and Assumed	14 Ceded	15 Direct and Assumed	16 Ceded	17 Direct and Assumed	18 Ceded	19 Direct and Assumed	20 Ceded	21 Direct and Assumed	22 Ceded			
1. Prior.....													1.....
2. 2022.....			(44).....	(44).....			4.....	4.....					1.....
3. 2023.....	659.....	659.....	(226).....	(226).....			5.....	5.....	103.....	103.....			117.....
4. Totals.....	659.....	659.....	(270).....	(270).....			9.....	9.....	103.....	103.....			119.....

	Total Losses and Loss Expenses Incurred			Loss and Loss Expense Percentage (Incurred / Premiums Earned)			Nontabular Discount		34 Inter-Company Pooling Participation Percentage	Net Balance Sheet Reserves After Discount	
	26 Direct and Assumed	27 Ceded	28 Net	29 Direct and Assumed	30 Ceded	31 Net	32 Loss	33 Loss Expense		35 Losses Unpaid	36 Loss Expenses Unpaid
	1. Prior.....	XXX.....	XXX.....	XXX.....	XXX.....	XXX.....	XXX.....				XXX.....
2. 2022.....	8,304.....	8,304.....		73.6.....	73.6.....						
3. 2023.....	9,755.....	9,755.....		79.8.....	79.8.....						
4. Totals.....	XXX.....	XXX.....	XXX.....	XXX.....	XXX.....	XXX.....			XXX.....		

ANNUAL STATEMENT FOR THE YEAR 2023 OF THE American National County Mutual Insurance Company
SCHEDULE P - PART 1K - FIDELITY/SURETY
(\$000 OMITTED)

Years in Which Premiums Were Earned and Losses Were Incurred	Premiums Earned			Loss and Loss Expense Payments						12 Number of Claims Reported Direct and Assumed		
	1 Direct and Assumed	2 Ceded	3 Net (1 - 2)	Loss Payments		Defense and Cost Containment Payments		Adjusting and Other Payments			10 Salvage and Subrogation Received	11 Total Net Paid Cols (4 - 5 + 6 - 7 + 8 - 9)
				4 Direct and Assumed	5 Ceded	6 Direct and Assumed	7 Ceded	8 Direct and Assumed	9 Ceded			
	NONE											
1. Prior.....	XXX	XXX	XXX									XXX
2. 2022.....												XXX
3. 2023.....												XXX
4. Totals	XXX	XXX	XXX									XXX

	Losses Unpaid				Defense and Cost Containment Unpaid				Adjusting and Other Unpaid		23 Salvage and Subrogation Anticipated	24 Total Net Losses and Expenses Unpaid	25 Number of Claims Outstanding Direct and Assumed
	Case Basis		Bulk + IBNR		Case Basis		Bulk + IBNR		Adjusting and Other Unpaid				
	13 Direct and Assumed	14 Ceded	15 Direct and Assumed	16 Ceded	17 Direct and Assumed	18 Ceded	19 Direct and Assumed	20 Ceded	21 Direct and Assumed	22 Ceded			
	NONE												
1. Prior.....													
2. 2022.....													
3. 2023.....													
4. Totals													

	Total Losses and Loss Expenses Incurred			Loss and Loss Expense Percentage (Incurred / Premiums Earned)			Nontabular Discount		34 Inter-Company Pooling Participation Percentage	Net Balance Sheet Reserves After Discount			
	26 Direct and Assumed	27 Ceded	28 Net	29 Direct and Assumed	30 Ceded	31 Net	32 Loss	33 Loss Expense		35 Losses Unpaid	36 Loss Expenses Unpaid		
	NONE												
	NONE												
1. Prior.....	XXX	XXX	XXX	XXX	XXX	XXX			XXX				
2. 2022.....													
3. 2023.....													
4. Totals	XXX	XXX	XXX	XXX	XXX	XXX			XXX				

ANNUAL STATEMENT FOR THE YEAR 2023 OF THE American National County Mutual Insurance Company
SCHEDULE P - PART 1L - OTHER (INCLUDING CREDIT, ACCIDENT AND HEALTH)
(\$000 OMITTED)

Years in Which Premiums Were Earned and Losses Were Incurred	Premiums Earned			Loss and Loss Expense Payments						12 Number of Claims Reported Direct and Assumed		
	1 Direct and Assumed	2 Ceded	3 Net (1 - 2)	Loss Payments		Defense and Cost Containment Payments		Adjusting and Other Payments			10 Salvage and Subrogation Received	11 Total Net Paid Cols (4 - 5 + 6 - 7 + 8 - 9)
				4 Direct and Assumed	5 Ceded	6 Direct and Assumed	7 Ceded	8 Direct and Assumed	9 Ceded			
1. Prior.....	XXX.....	XXX.....	XXX.....	17.....	17.....						XXX.....	
2. 2022.....	9,116.....	9,116.....		2,610.....	2,610.....						XXX.....	
3. 2023.....	4,882.....	4,882.....		1,190.....	1,190.....						XXX.....	
4. Totals.....	XXX.....	XXX.....	XXX.....	3,817.....	3,817.....						XXX.....	

	Losses Unpaid				Defense and Cost Containment Unpaid				Adjusting and Other Unpaid		23 Salvage and Subrogation Anticipated	24 Total Net Losses and Expenses Unpaid	25 Number of Claims Outstanding Direct and Assumed
	Case Basis		Bulk + IBNR		Case Basis		Bulk + IBNR		Adjusting and Other Unpaid				
	13 Direct and Assumed	14 Ceded	15 Direct and Assumed	16 Ceded	17 Direct and Assumed	18 Ceded	19 Direct and Assumed	20 Ceded	21 Direct and Assumed	22 Ceded			
1. Prior.....	14.....	14.....											3.....
2. 2022.....	9.....	9.....											2.....
3. 2023.....	36.....	36.....	159.....	159.....									11.....
4. Totals.....	59.....	59.....	159.....	159.....									16.....

	Total Losses and Loss Expenses Incurred			Loss and Loss Expense Percentage (Incurred /Premiums Earned)			Nontabular Discount		34 Inter-Company Pooling Participation Percentage	Net Balance Sheet Reserves After Discount	
	26 Direct and Assumed	27 Ceded	28 Net	29 Direct and Assumed	30 Ceded	31 Net	32 Loss	33 Loss Expense		35 Losses Unpaid	36 Loss Expenses Unpaid
	1. Prior.....	XXX.....	XXX.....	XXX.....	XXX.....	XXX.....	XXX.....				XXX.....
2. 2022.....	2,619.....	2,619.....		28.7.....	28.7.....						
3. 2023.....	1,385.....	1,385.....		28.4.....	28.4.....						
4. Totals.....	XXX.....	XXX.....	XXX.....	XXX.....	XXX.....	XXX.....			XXX.....		

Schedule P - Part 1M - International

NONE

Schedule P - Part 1N - Reinsurance - Nonproportional Assumed Property

NONE

Schedule P - Part 1O - Reinsurance - Nonproportional Assumed Liability

NONE

Schedule P - Part 1P - Reinsurance - Nonproportional Assumed Financial Lines

NONE

Schedule P - Part 1R - Section 1 - Products Liability - Occurrence

NONE

Schedule P - Part 1R - Section 2 - Products Liability - Claims-Made

NONE

Schedule P - Part 1S - Financial Guaranty/Mortgage Guaranty

NONE

Schedule P - Part 1T - Warranty

NONE

Schedule P - Part 2A - Homeowners/Farmowners

NONE

Schedule P - Part 2B - Private Passenger Auto Liability/Medical

NONE

Schedule P - Part 2C - Commercial Auto/Truck Liability/Medical

NONE

Schedule P - Part 2D - Workers' Compensation (Excluding Excess Workers' Compensation)

NONE

Schedule P - Part 2E - Commercial Multiple Peril

NONE

Schedule P - Part 2F - Section 1 - Medical Professional Liability - Occurrence

NONE

Schedule P - Part 2F - Section 2 - Medical Professional Liability - Claims-Made

NONE

Schedule P - Part 2G - Special Liability (Ocean Marine, Aircraft (all perils), Boiler and Machinery)

NONE

Schedule P - Part 2H - Section 1 - Other Liability - Occurrence

NONE

Schedule P - Part 2H - Section 2- Other Liability - Claims-Made

NONE

Schedule P - Part 2I - Special Property

NONE

Schedule P - Part 2J - Auto Physical Damage

NONE

Schedule P - Part 2K - Fidelity/Surety

NONE

Schedule P - Part 2L - Other (Including Credit, Accident and Health)

NONE

Schedule P - Part 2M - International

NONE

Schedule P - Part 2N - Reinsurance - Nonproportional Assumed Property

NONE

Schedule P - Part 2O - Reinsurance - Nonproportional Assumed Liability

NONE

Schedule P - Part 2P - Reinsurance - Nonproportional Assumed Financial Lines

NONE

Schedule P - Part 2R - Section 1 - Products Liability - Occurrence

NONE

Schedule P - Part 2R - Section 2 - Products Liability - Claims-Made

NONE

Schedule P - Part 2S - Financial Guaranty/Mortgage Guaranty

N O N E

Schedule P - Part 2T - Warranty

N O N E

ANNUAL STATEMENT FOR THE YEAR 2023 OF THE American National County Mutual Insurance Company

SCHEDULE P - PART 3A - HOMEOWNERS/FAROWNERS

Years in Which Losses Were Incurred	CUMULATIVE PAID NET LOSSES AND DEFENSE AND COST CONTAINMENT EXPENSES REPORTED AT YEAR END (\$000 OMITTED)										11 Number of Claims Closed With Loss Payment	12 Number of Claims Closed Without Loss Payment	
	1	2	3	4	5	6	7	8	9	10			
	2014	2015	2016	2017	2018	2019	2020	2021	2022	2023			
1. Prior.....	000.....												
2. 2014.....													
3. 2015.....	XXX.....												
4. 2016.....	XXX.....	XXX.....											
5. 2017.....	XXX.....	XXX.....	XXX.....										
6. 2018.....	XXX.....	XXX.....	XXX.....	XXX.....									
7. 2019.....	XXX.....	XXX.....	XXX.....	XXX.....	XXX.....								
8. 2020.....	XXX.....	XXX.....	XXX.....	XXX.....	XXX.....	XXX.....							
9. 2021.....	XXX.....	XXX.....	XXX.....	XXX.....	XXX.....	XXX.....	XXX.....						
10. 2022.....	XXX.....	XXX.....	XXX.....	XXX.....	XXX.....	XXX.....	XXX.....	XXX.....					
11. 2023.....	XXX.....	XXX.....	XXX.....	XXX.....	XXX.....	XXX.....	XXX.....	XXX.....	XXX.....				

NONE

SCHEDULE P - PART 3B - PRIVATE PASSENGER AUTO LIABILITY/MEDICAL

1. Prior.....	000.....											1	
2. 2014.....												1,552	566
3. 2015.....	XXX.....											1,656	581
4. 2016.....	XXX.....	XXX.....										1,479	547
5. 2017.....	XXX.....	XXX.....	XXX.....									1,520	444
6. 2018.....	XXX.....	XXX.....	XXX.....	XXX.....								1,319	378
7. 2019.....	XXX.....	XXX.....	XXX.....	XXX.....	XXX.....							1,201	394
8. 2020.....	XXX.....	XXX.....	XXX.....	XXX.....	XXX.....	XXX.....						735	250
9. 2021.....	XXX.....	XXX.....	XXX.....	XXX.....	XXX.....	XXX.....	XXX.....					783	244
10. 2022.....	XXX.....	XXX.....	XXX.....	XXX.....	XXX.....	XXX.....	XXX.....	XXX.....				708	234
11. 2023.....	XXX.....	XXX.....	XXX.....	XXX.....	XXX.....	XXX.....	XXX.....	XXX.....	XXX.....			543	187

SCHEDULE P - PART 3C - COMMERCIAL AUTO/TRUCK LIABILITY/MEDICAL

1. Prior.....	000.....												
2. 2014.....												3	2
3. 2015.....	XXX.....											3	2
4. 2016.....	XXX.....	XXX.....											6
5. 2017.....	XXX.....	XXX.....	XXX.....									10	8
6. 2018.....	XXX.....	XXX.....	XXX.....	XXX.....								28	5
7. 2019.....	XXX.....	XXX.....	XXX.....	XXX.....	XXX.....							34	7
8. 2020.....	XXX.....	XXX.....	XXX.....	XXX.....	XXX.....	XXX.....						19	9
9. 2021.....	XXX.....	XXX.....	XXX.....	XXX.....	XXX.....	XXX.....	XXX.....					40	13
10. 2022.....	XXX.....	XXX.....	XXX.....	XXX.....	XXX.....	XXX.....	XXX.....	XXX.....				21	17
11. 2023.....	XXX.....	XXX.....	XXX.....	XXX.....	XXX.....	XXX.....	XXX.....	XXX.....	XXX.....			30	17

**SCHEDULE P - PART 3D - WORKERS' COMPENSATION
(EXCLUDING EXCESS WORKERS' COMPENSATION)**

1. Prior.....	000.....												
2. 2014.....													
3. 2015.....	XXX.....												
4. 2016.....	XXX.....	XXX.....											
5. 2017.....	XXX.....	XXX.....	XXX.....										
6. 2018.....	XXX.....	XXX.....	XXX.....	XXX.....									
7. 2019.....	XXX.....	XXX.....	XXX.....	XXX.....	XXX.....								
8. 2020.....	XXX.....	XXX.....	XXX.....	XXX.....	XXX.....	XXX.....							
9. 2021.....	XXX.....	XXX.....	XXX.....	XXX.....	XXX.....	XXX.....	XXX.....						
10. 2022.....	XXX.....	XXX.....	XXX.....	XXX.....	XXX.....	XXX.....	XXX.....	XXX.....					
11. 2023.....	XXX.....	XXX.....	XXX.....	XXX.....	XXX.....	XXX.....	XXX.....	XXX.....	XXX.....				

NONE

SCHEDULE P - PART 3E - COMMERCIAL MULTIPLE PERIL

1. Prior.....	000.....												
2. 2014.....													
3. 2015.....	XXX.....												
4. 2016.....	XXX.....	XXX.....											
5. 2017.....	XXX.....	XXX.....	XXX.....										
6. 2018.....	XXX.....	XXX.....	XXX.....	XXX.....									
7. 2019.....	XXX.....	XXX.....	XXX.....	XXX.....	XXX.....								
8. 2020.....	XXX.....	XXX.....	XXX.....	XXX.....	XXX.....	XXX.....							
9. 2021.....	XXX.....	XXX.....	XXX.....	XXX.....	XXX.....	XXX.....	XXX.....						
10. 2022.....	XXX.....	XXX.....	XXX.....	XXX.....	XXX.....	XXX.....	XXX.....	XXX.....					
11. 2023.....	XXX.....	XXX.....	XXX.....	XXX.....	XXX.....	XXX.....	XXX.....	XXX.....	XXX.....				

NONE

ANNUAL STATEMENT FOR THE YEAR 2023 OF THE American National County Mutual Insurance Company
SCHEDULE P - PART 3F - SECTION 1 - MEDICAL PROFESSIONAL LIABILITY - OCCURRENCE

Years in Which Losses Were Incurred	CUMULATIVE PAID NET LOSSES AND DEFENSE AND COST CONTAINMENT EXPENSES REPORTED AT YEAR END (\$000 OMITTED)										11 Number of Claims Closed With Loss Payment	12 Number of Claims Closed Without Loss Payment	
	1	2	3	4	5	6	7	8	9	10			
	2014	2015	2016	2017	2018	2019	2020	2021	2022	2023			
1. Prior.....	000.....												
2. 2014.....													
3. 2015.....	XXX.....												
4. 2016.....	XXX.....	XXX.....											
5. 2017.....	XXX.....	XXX.....	XXX.....										
6. 2018.....	XXX.....	XXX.....	XXX.....	XXX.....									
7. 2019.....	XXX.....	XXX.....	XXX.....	XXX.....	XXX.....								
8. 2020.....	XXX.....	XXX.....	XXX.....	XXX.....	XXX.....	XXX.....							
9. 2021.....	XXX.....	XXX.....	XXX.....	XXX.....	XXX.....	XXX.....	XXX.....						
10. 2022.....	XXX.....	XXX.....	XXX.....	XXX.....	XXX.....	XXX.....	XXX.....	XXX.....					
11. 2023.....	XXX.....	XXX.....	XXX.....	XXX.....	XXX.....	XXX.....	XXX.....	XXX.....	XXX.....				

NONE

SCHEDULE P - PART 3F - SECTION 2 - MEDICAL PROFESSIONAL LIABILITY - CLAIMS-MADE

1. Prior.....	000.....												
2. 2014.....													
3. 2015.....	XXX.....												
4. 2016.....	XXX.....	XXX.....											
5. 2017.....	XXX.....	XXX.....	XXX.....										
6. 2018.....	XXX.....	XXX.....	XXX.....	XXX.....									
7. 2019.....	XXX.....	XXX.....	XXX.....	XXX.....	XXX.....								
8. 2020.....	XXX.....	XXX.....	XXX.....	XXX.....	XXX.....	XXX.....							
9. 2021.....	XXX.....	XXX.....	XXX.....	XXX.....	XXX.....	XXX.....	XXX.....						
10. 2022.....	XXX.....	XXX.....	XXX.....	XXX.....	XXX.....	XXX.....	XXX.....	XXX.....					
11. 2023.....	XXX.....	XXX.....	XXX.....	XXX.....	XXX.....	XXX.....	XXX.....	XXX.....	XXX.....				

NONE

SCHEDULE P - PART 3G - SPECIAL LIABILITY (OCEAN MARINE, AIRCRAFT (ALL PERILS), BOILER AND MACHINERY)

1. Prior.....	000.....											XXX.....	XXX.....
2. 2014.....												XXX.....	XXX.....
3. 2015.....	XXX.....											XXX.....	XXX.....
4. 2016.....	XXX.....	XXX.....										XXX.....	XXX.....
5. 2017.....	XXX.....	XXX.....	XXX.....									XXX.....	XXX.....
6. 2018.....	XXX.....	XXX.....	XXX.....	XXX.....								XXX.....	XXX.....
7. 2019.....	XXX.....	XXX.....	XXX.....	XXX.....	XXX.....							XXX.....	XXX.....
8. 2020.....	XXX.....	XXX.....	XXX.....	XXX.....	XXX.....	XXX.....						XXX.....	XXX.....
9. 2021.....	XXX.....	XXX.....	XXX.....	XXX.....	XXX.....	XXX.....	XXX.....					XXX.....	XXX.....
10. 2022.....	XXX.....	XXX.....	XXX.....	XXX.....	XXX.....	XXX.....	XXX.....	XXX.....				XXX.....	XXX.....
11. 2023.....	XXX.....	XXX.....	XXX.....	XXX.....	XXX.....	XXX.....	XXX.....	XXX.....	XXX.....	XXX.....		XXX.....	XXX.....

NONE

SCHEDULE P - PART 3H - SECTION 1 - OTHER LIABILITY - OCCURRENCE

1. Prior.....	000.....												
2. 2014.....													
3. 2015.....	XXX.....												
4. 2016.....	XXX.....	XXX.....											
5. 2017.....	XXX.....	XXX.....	XXX.....										
6. 2018.....	XXX.....	XXX.....	XXX.....	XXX.....									
7. 2019.....	XXX.....	XXX.....	XXX.....	XXX.....	XXX.....								
8. 2020.....	XXX.....	XXX.....	XXX.....	XXX.....	XXX.....	XXX.....							
9. 2021.....	XXX.....	XXX.....	XXX.....	XXX.....	XXX.....	XXX.....	XXX.....						
10. 2022.....	XXX.....	XXX.....	XXX.....	XXX.....	XXX.....	XXX.....	XXX.....	XXX.....					
11. 2023.....	XXX.....	XXX.....	XXX.....	XXX.....	XXX.....	XXX.....	XXX.....	XXX.....	XXX.....	XXX.....			

NONE

SCHEDULE P - PART 3H - SECTION 2 - OTHER LIABILITY - CLAIMS-MADE

1. Prior.....	000.....												
2. 2014.....													
3. 2015.....	XXX.....												
4. 2016.....	XXX.....	XXX.....											
5. 2017.....	XXX.....	XXX.....	XXX.....										
6. 2018.....	XXX.....	XXX.....	XXX.....	XXX.....									
7. 2019.....	XXX.....	XXX.....	XXX.....	XXX.....	XXX.....								
8. 2020.....	XXX.....	XXX.....	XXX.....	XXX.....	XXX.....	XXX.....							
9. 2021.....	XXX.....	XXX.....	XXX.....	XXX.....	XXX.....	XXX.....	XXX.....						
10. 2022.....	XXX.....	XXX.....	XXX.....	XXX.....	XXX.....	XXX.....	XXX.....	XXX.....					
11. 2023.....	XXX.....	XXX.....	XXX.....	XXX.....	XXX.....	XXX.....	XXX.....	XXX.....	XXX.....	XXX.....			

NONE

ANNUAL STATEMENT FOR THE YEAR 2023 OF THE American National County Mutual Insurance Company
SCHEDULE P - PART 3I - SPECIAL PROPERTY (FIRE, ALLIED LINES, INLAND MARINE, EARTHQUAKE, BURGLARY, AND THEFT)

Years in Which Losses Were Incurred	CUMULATIVE PAID NET LOSSES AND DEFENSE AND COST CONTAINMENT EXPENSES REPORTED AT YEAR END (\$000 OMITTED)										11 Number of Claims Closed With Loss Payment	12 Number of Claims Closed Without Loss Payment	
	1 2014	2 2015	3 2016	4 2017	5 2018	6 2019	7 2020	8 2021	9 2022	10 2023			
1. Prior.....	XXX	XXX	XXX	XXX	XXX	XXX	XXX	XXX	XXX	XXX	XXX	XXX	XXX
2. 2022.....	XXX	XXX	XXX	XXX	XXX	XXX	XXX	XXX	XXX	XXX	XXX	XXX	XXX
3. 2023.....	XXX	XXX	XXX	XXX	XXX	XXX	XXX	XXX	XXX	XXX	XXX	XXX	XXX

SCHEDULE P - PART 3J - AUTO PHYSICAL DAMAGE

1. Prior.....	XXX	XXX	XXX	XXX	XXX	XXX	XXX	000				
2. 2022.....	XXX	XXX	XXX	XXX	XXX	XXX	XXX	XXX			1,416	585
3. 2023.....	XXX	XXX	XXX	XXX	XXX	XXX	XXX	XXX	XXX		1,475	495

SCHEDULE P - PART 3K - FIDELITY/SURETY

1. Prior.....	XXX	XXX	XXX	XXX	XXX	XXX	XXX				XXX	XXX
2. 2022.....	XXX	XXX	XXX	XXX	XXX	XXX	XXX	XXX			XXX	XXX
3. 2023.....	XXX	XXX	XXX	XXX	XXX	XXX	XXX	XXX	XXX		XXX	XXX

SCHEDULE P - PART 3L - OTHER (INCLUDING CREDIT, ACCIDENT AND HEALTH)

1. Prior.....	XXX	XXX	XXX	XXX	XXX	XXX	XXX	000			XXX	XXX
2. 2022.....	XXX	XXX	XXX	XXX	XXX	XXX	XXX	XXX			XXX	XXX
3. 2023.....	XXX	XXX	XXX	XXX	XXX	XXX	XXX	XXX	XXX		XXX	XXX

SCHEDULE P - PART 3M - INTERNATIONAL

1. Prior.....	000										XXX	XXX
2. 2014.....											XXX	XXX
3. 2015.....	XXX										XXX	XXX
4. 2016.....	XXX	XXX									XXX	XXX
5. 2017.....	XXX	XXX	XXX								XXX	XXX
6. 2018.....	XXX	XXX	XXX	XXX							XXX	XXX
7. 2019.....	XXX	XXX	XXX	XXX	XXX						XXX	XXX
8. 2020.....	XXX	XXX	XXX	XXX	XXX	XXX					XXX	XXX
9. 2021.....	XXX	XXX	XXX	XXX	XXX	XXX	XXX				XXX	XXX
10. 2022.....	XXX	XXX	XXX	XXX	XXX	XXX	XXX	XXX			XXX	XXX
11. 2023.....	XXX	XXX	XXX	XXX	XXX	XXX	XXX	XXX	XXX	XXX	XXX	XXX

Schedule P - Part 3N - Reinsurance - Nonproportional Assumed Property

N O N E

Schedule P - Part 3O - Reinsurance - Nonproportional Assumed Liability

N O N E

Schedule P - Part 3P - Reinsurance - Nonproportional Assumed Financial Lines

N O N E

Schedule P - Part 3R - Section 1 - Product Liability - Occurrence

N O N E

Schedule P - Part 3R - Section 2 - Product Liability - Claims-Made

N O N E

Schedule P - Part 3S - Financial Guaranty/Mortgage Guaranty

N O N E

Schedule P - Part 3T - Warranty

N O N E

Schedule P - Part 4A - Homeowners/Farmowners

N O N E

Schedule P - Part 4B - Private Passenger Auto Liability/Medical

N O N E

Schedule P - Part 4C - Commercial Auto/Truck Liability/Medical

N O N E

Schedule P - Part 4D - Workers' Compensation (Excluding Excess Workers' Compensation)

N O N E

Schedule P - Part 4E - Commercial Multiple Peril

N O N E

Schedule P - Part 4F - Section 1 - Medical Professional Liability - Occurrence

N O N E

Schedule P - Part 4F - Section 2 - Medical Professional Liability - Claims-Made

N O N E

Schedule P - Part 4G - Special Liability

NONE

Schedule P - Part 4H - Section 1 - Other Liability - Occurrence

NONE

Schedule P - Part 4H - Section 2 - Other Liability - Claims-Made

NONE

Schedule P - Part 4I - Special Property

NONE

Schedule P - Part 4J - Auto Physical Damage

NONE

Schedule P - Part 4K - Fidelity/Surety

NONE

Schedule P - Part 4L - Other (Including Credit, Accident and Health)

NONE

Schedule P - Part 4M - International

NONE

Schedule P - Part 4N - Reinsurance - Nonproportional Assumed Property

NONE

Schedule P - Part 4O - Reinsurance - Nonproportional Assumed Liability

NONE

Schedule P - Part 4P - Reinsurance - Nonproportional Assumed Financial Lines

NONE

Schedule P - Part 4R - Section 1 - Products Liability - Occurrence

NONE

Schedule P - Part 4R - Section 2 - Products Liability - Claims-Made

NONE

Schedule P - Part 4S - Financial Guaranty/Mortgage Guaranty

NONE

Schedule P - Part 4T - Warranty

N O N E

Schedule P - Part 5A - Homeowners/Farmowners - Section 1

N O N E

Schedule P - Part 5A - Homeowners/Farmowners - Section 2

N O N E

Schedule P - Part 5A - Homeowners/Farmowners - Section 3

N O N E

ANNUAL STATEMENT FOR THE YEAR 2023 OF THE American National County Mutual Insurance Company
SCHEDULE P - PART 5B - PRIVATE PASSENGER AUTO LIABILITY/MEDICAL
SECTION 1

Years in Which Premiums Were Earned and Losses Were Incurred	CUMULATIVE NUMBER OF CLAIMS CLOSED WITH LOSS PAYMENT DIRECT AND ASSUMED AT YEAR END									
	1	2	3	4	5	6	7	8	9	10
	2014	2015	2016	2017	2018	2019	2020	2021	2022	2023
1. Prior.....										1
2. 2014.....										1,552
3. 2015.....	XXX									1,656
4. 2016.....	XXX	XXX								1,479
5. 2017.....	XXX	XXX	XXX							1,520
6. 2018.....	XXX	XXX	XXX	XXX						1,319
7. 2019.....	XXX	XXX	XXX	XXX	XXX					1,201
8. 2020.....	XXX	XXX	XXX	XXX	XXX	XXX				735
9. 2021.....	XXX	XXX	XXX	XXX	XXX	XXX	XXX			783
10. 2022.....	XXX	XXX	XXX	XXX	XXX	XXX	XXX	XXX		708
11. 2023	XXX	XXX	XXX	XXX	XXX	XXX	XXX	XXX	XXX	543

SECTION 2

Years in Which Premiums Were Earned and Losses Were Incurred	NUMBER OF CLAIMS OUTSTANDING DIRECT AND ASSUMED AT YEAR END									
	1	2	3	4	5	6	7	8	9	10
	2014	2015	2016	2017	2018	2019	2020	2021	2022	2023
1. Prior.....										
2. 2014.....										
3. 2015.....	XXX									
4. 2016.....	XXX	XXX								
5. 2017.....	XXX	XXX	XXX							2
6. 2018.....	XXX	XXX	XXX	XXX						
7. 2019.....	XXX	XXX	XXX	XXX	XXX					1
8. 2020.....	XXX	XXX	XXX	XXX	XXX	XXX				7
9. 2021.....	XXX	XXX	XXX	XXX	XXX	XXX	XXX			7
10. 2022.....	XXX	XXX	XXX	XXX	XXX	XXX	XXX	XXX		33
11. 2023	XXX	XXX	XXX	XXX	XXX	XXX	XXX	XXX	XXX	167

SECTION 3

Years in Which Premiums Were Earned and Losses Were Incurred	CUMULATIVE NUMBER OF CLAIMS REPORTED DIRECT AND ASSUMED AT YEAR END									
	1	2	3	4	5	6	7	8	9	10
	2014	2015	2016	2017	2018	2019	2020	2021	2022	2023
1. Prior.....										
2. 2014.....										2,118
3. 2015.....	XXX									2,237
4. 2016.....	XXX	XXX								2,026
5. 2017.....	XXX	XXX	XXX							1,966
6. 2018.....	XXX	XXX	XXX	XXX						1,697
7. 2019.....	XXX	XXX	XXX	XXX	XXX					1,596
8. 2020.....	XXX	XXX	XXX	XXX	XXX	XXX				992
9. 2021.....	XXX	XXX	XXX	XXX	XXX	XXX	XXX			1,034
10. 2022.....	XXX	XXX	XXX	XXX	XXX	XXX	XXX	XXX		975
11. 2023	XXX	XXX	XXX	XXX	XXX	XXX	XXX	XXX	XXX	897

ANNUAL STATEMENT FOR THE YEAR 2023 OF THE American National County Mutual Insurance Company
SCHEDULE P - PART 5C - COMMERCIAL AUTO/TRUCK LIABILITY/MEDICAL
SECTION 1

Years in Which Premiums Were Earned and Losses Were Incurred	CUMULATIVE NUMBER OF CLAIMS CLOSED WITH LOSS PAYMENT DIRECT AND ASSUMED AT YEAR END										
	1	2	3	4	5	6	7	8	9	10	
	2014	2015	2016	2017	2018	2019	2020	2021	2022	2023	
1. Prior.....											
2. 2014.....											3
3. 2015.....	XXX										3
4. 2016.....	XXX	XXX									
5. 2017.....	XXX	XXX	XXX								10
6. 2018.....	XXX	XXX	XXX	XXX							28
7. 2019.....	XXX	XXX	XXX	XXX	XXX						34
8. 2020.....	XXX	XXX	XXX	XXX	XXX	XXX					19
9. 2021.....	XXX	XXX	XXX	XXX	XXX	XXX	XXX				40
10. 2022.....	XXX	XXX	XXX	XXX	XXX	XXX	XXX	XXX			21
11. 2023	XXX	XXX	XXX	XXX	XXX	XXX	XXX	XXX	XXX	XXX	30

SECTION 2

Years in Which Premiums Were Earned and Losses Were Incurred	NUMBER OF CLAIMS OUTSTANDING DIRECT AND ASSUMED AT YEAR END										
	1	2	3	4	5	6	7	8	9	10	
	2014	2015	2016	2017	2018	2019	2020	2021	2022	2023	
1. Prior.....											
2. 2014.....											
3. 2015.....	XXX										
4. 2016.....	XXX	XXX									
5. 2017.....	XXX	XXX	XXX								
6. 2018.....	XXX	XXX	XXX	XXX							
7. 2019.....	XXX	XXX	XXX	XXX	XXX						
8. 2020.....	XXX	XXX	XXX	XXX	XXX	XXX					
9. 2021.....	XXX	XXX	XXX	XXX	XXX	XXX	XXX				
10. 2022.....	XXX	XXX	XXX	XXX	XXX	XXX	XXX	XXX			10
11. 2023	XXX	XXX	XXX	XXX	XXX	XXX	XXX	XXX	XXX	XXX	23

SECTION 3

Years in Which Premiums Were Earned and Losses Were Incurred	CUMULATIVE NUMBER OF CLAIMS REPORTED DIRECT AND ASSUMED AT YEAR END										
	1	2	3	4	5	6	7	8	9	10	
	2014	2015	2016	2017	2018	2019	2020	2021	2022	2023	
1. Prior.....											
2. 2014.....											5
3. 2015.....	XXX										5
4. 2016.....	XXX	XXX									6
5. 2017.....	XXX	XXX	XXX								18
6. 2018.....	XXX	XXX	XXX	XXX							33
7. 2019.....	XXX	XXX	XXX	XXX	XXX						41
8. 2020.....	XXX	XXX	XXX	XXX	XXX	XXX					28
9. 2021.....	XXX	XXX	XXX	XXX	XXX	XXX	XXX				53
10. 2022.....	XXX	XXX	XXX	XXX	XXX	XXX	XXX	XXX			48
11. 2023	XXX	XXX	XXX	XXX	XXX	XXX	XXX	XXX	XXX	XXX	70

Schedule P-Part 5D-Workers' Compensation (Excluding Excess Workers' Compensation)-Section 1

N O N E

Schedule P-Part 5D-Workers' Compensation (Excluding Excess Workers' Compensation)-Section 2

N O N E

Schedule P-Part 5D-Workers' Compensation (Excluding Excess Workers' Compensation)-Section 3

N O N E

Schedule P - Part 5E - Commercial Multiple Peril - Section 1

N O N E

Schedule P - Part 5E - Commercial Multiple Peril - Section 2

N O N E

Schedule P - Part 5E - Commercial Multiple Peril - Section 3

N O N E

Schedule P - Part 5F - Medical Professional Liability - Occurrence - Section 1A

N O N E

Schedule P - Part 5F - Medical Professional Liability - Occurrence - Section 2A

N O N E

Schedule P - Part 5F - Medical Professional Liability - Occurrence - Section 3A

N O N E

Schedule P - Part 5F - Medical Professional Liability - Claims-Made - Section 1B

N O N E

Schedule P - Part 5F - Medical Professional Liability - Claims-Made - Section 2B

N O N E

Schedule P - Part 5F - Medical Professional Liability - Claims-Made - Section 3B

N O N E

Schedule P - Part 5H - Other Liability - Occurrence - Section 1A

N O N E

Schedule P - Part 5H - Other Liability - Occurrence - Section 2A

N O N E

Schedule P - Part 5H - Other Liability - Occurrence - Section 3A

NONE

Schedule P - Part 5H - Other Liability - Claims-Made - Section 1B

NONE

Schedule P - Part 5H - Other Liability - Claims-Made - Section 2B

NONE

Schedule P - Part 5H - Other Liability - Claims-Made - Section 3B

NONE

Schedule P - Part 5R - Products Liability - Occurrence - Section 1A

NONE

Schedule P - Part 5R - Products Liability - Occurrence - Section 2A

NONE

Schedule P - Part 5R - Products Liability - Occurrence - Section 3A

NONE

Schedule P - Part 5R - Products Liability - Claims-Made - Section 1B

NONE

Schedule P - Part 5R - Products Liability - Claims-Made - Section 2B

NONE

Schedule P - Part 5R - Products Liability - Claims-Made - Section 3B

NONE

Schedule P - Part 5T - Warranty - Section 1

NONE

Schedule P - Part 5T - Warranty - Section 2

NONE

Schedule P - Part 5T - Warranty - Section 3

NONE

ANNUAL STATEMENT FOR THE YEAR 2023 OF THE American National County Mutual Insurance Company
SCHEDULE P - PART 6C - COMMERCIAL AUTO/TRUCK LIABILITY/MEDICAL
SECTION 1

Years in Which Premiums Were Earned and Losses Were Incurred	CUMULATIVE PREMIUMS EARNED DIRECT AND ASSUMED AT YEAR END (\$000 OMITTED)										11 Current Year Premiums Earned
	1	2	3	4	5	6	7	8	9	10	
	2014	2015	2016	2017	2018	2019	2020	2021	2022	2023	
1. Prior.....											
2. 2014.....	55	55	55	55	55	55	55	55	55	55	
3. 2015.....	XXX	139	139	139	139	139	139	139	139	139	
4. 2016.....	XXX	XXX	207	207	207	207	207	207	207	207	
5. 2017.....	XXX	XXX	XXX	351	351	351	351	351	351	351	
6. 2018.....	XXX	XXX	XXX	XXX	547	547	547	547	547	547	
7. 2019.....	XXX	XXX	XXX	XXX	XXX	812	812	812	812	812	
8. 2020.....	XXX	XXX	XXX	XXX	XXX	XXX	1,044	1,044	1,044	1,044	
9. 2021.....	XXX	XXX	XXX	XXX	XXX	XXX	XXX	1,137	1,137	1,137	
10. 2022.....	XXX	XXX	XXX	XXX	XXX	XXX	XXX	XXX	1,250	1,250	
11. 2023.....	XXX	XXX	XXX	XXX	XXX	XXX	XXX	XXX	XXX	1,510	1,510
12. Totals.....	XXX	XXX	XXX	XXX	XXX	XXX	XXX	XXX	XXX	XXX	1,510
13. Earned Premiums (Sch P-Pt. 1)	55	139	207	351	547	812	1,044	1,137	1,250	1,510	XXX

SECTION 2

Years in Which Premiums Were Earned and Losses Were Incurred	CUMULATIVE PREMIUMS EARNED CEDED AT YEAR END (\$000 OMITTED)										11 Current Year Premiums Earned
	1	2	3	4	5	6	7	8	9	10	
	2014	2015	2016	2017	2018	2019	2020	2021	2022	2023	
1. Prior.....											
2. 2014.....	55	55	55	55	55	55	55	55	55	55	
3. 2015.....	XXX	139	139	139	139	139	139	139	139	139	
4. 2016.....	XXX	XXX	207	207	207	207	207	207	207	207	
5. 2017.....	XXX	XXX	XXX	351	351	351	351	351	351	351	
6. 2018.....	XXX	XXX	XXX	XXX	547	547	547	547	547	547	
7. 2019.....	XXX	XXX	XXX	XXX	XXX	812	812	812	812	812	
8. 2020.....	XXX	XXX	XXX	XXX	XXX	XXX	1,044	1,044	1,044	1,044	
9. 2021.....	XXX	XXX	XXX	XXX	XXX	XXX	XXX	1,137	1,137	1,137	
10. 2022.....	XXX	XXX	XXX	XXX	XXX	XXX	XXX	XXX	1,250	1,250	
11. 2023.....	XXX	XXX	XXX	XXX	XXX	XXX	XXX	XXX	XXX	1,510	1,510
12. Totals.....	XXX	XXX	XXX	XXX	XXX	XXX	XXX	XXX	XXX	XXX	1,510
13. Earned Premiums (Sch P-Pt. 1)	55	139	207	351	547	812	1,044	1,137	1,250	1,510	XXX

SCHEDULE P - PART 6D - WORKERS' COMPENSATION
(EXCLUDING EXCESS WORKERS' COMPENSATION)
SECTION 1

Years in Which Premiums Were Earned and Losses Were Incurred	CUMULATIVE PREMIUMS EARNED DIRECT AND ASSUMED AT YEAR END (\$000 OMITTED)										11 Current Year Premiums Earned
	1	2	3	4	5	6	7	8	9	10	
	2014	2015	2016	2017	2018	2019	2020	2021	2022	2023	
1. Prior.....											
2. 2014.....											
3. 2015.....	XXX										
4. 2016.....	XXX	XXX									
5. 2017.....	XXX	XXX									
6. 2018.....	XXX	XXX									
7. 2019.....	XXX	XXX									
8. 2020.....	XXX	XXX									
9. 2021.....	XXX	XXX									
10. 2022.....	XXX	XXX									
11. 2023.....	XXX	XXX									
12. Totals.....	XXX	XXX									
13. Earned Premiums (Sch P-Pt. 1)											XXX

SECTION 2

Years in Which Premiums Were Earned and Losses Were Incurred	CUMULATIVE PREMIUMS EARNED CEDED AT YEAR END (\$000 OMITTED)										11 Current Year Premiums Earned
	1	2	3	4	5	6	7	8	9	10	
	2014	2015	2016	2017	2018	2019	2020	2021	2022	2023	
1. Prior.....											
2. 2014.....											
3. 2015.....	XXX										
4. 2016.....	XXX	XXX									
5. 2017.....	XXX	XXX									
6. 2018.....	XXX	XXX									
7. 2019.....	XXX	XXX									
8. 2020.....	XXX	XXX									
9. 2021.....	XXX	XXX									
10. 2022.....	XXX	XXX									
11. 2023.....	XXX	XXX									
12. Totals.....	XXX	XXX									
13. Earned Premiums (Sch P-Pt. 1)											XXX

Schedule P - Part 6E - Commercial Multiple Peril - Section 1

NONE

Schedule P - Part 6E - Commercial Multiple Peril - Section 2

NONE

Schedule P - Part 6H - Other Liability - Occurrence - Section 1A

NONE

Schedule P - Part 6H - Other Liability - Occurrence - Section 2A

NONE

Schedule P - Part 6H - Other Liability - Claims-Made - Section 1B

NONE

Schedule P - Part 6H - Other Liability - Claims-Made - Section 2B

NONE

Schedule P - Part 6M - International - Section 1

NONE

Schedule P - Part 6M - International - Section 2

NONE

Schedule P - Part 6N- Reinsurance A - Nonproportional Assumed Property - Section 1

NONE

Schedule P - Part 6N- Reinsurance A - Nonproportional Assumed Property - Section 2

NONE

Schedule P - Part 6O - Reinsurance B - Nonproportional Liability - Section 1

NONE

Schedule P - Part 6O - Reinsurance B - Nonproportional Assumed Liability - Section 2

NONE

Schedule P - Part 6R - Products Liability - Occurrence - Section 1A

NONE

Schedule P - Part 6R - Products Liability - Occurrence - Section 2A

NONE

Schedule P - Part 6R - Products Liability - Claims-Made - Section 1B

N O N E

Schedule P - Part 6R - Products Liability - Claims-Made - Section 2B

N O N E

ANNUAL STATEMENT FOR THE YEAR 2023 OF THE American National County Mutual Insurance Company
SCHEDULE P - PART 7A - PRIMARY LOSS SENSITIVE CONTRACTS (\$000 OMITTED)

SECTION 1

Schedule P - Part 1	1 Total Net Losses and Expenses Unpaid	2 Net Losses and Expenses Unpaid on Loss Sensitive Contracts	3 Loss Sensitive as Percentage of Total	4 Total Net Premiums Written	5 Net Premiums Written on Loss Sensitive Contracts	6 Loss Sensitive as Percentage of Total
1. Homeowners/Farmowners						
2. Private Passenger Auto Liability/ Medical						
3. Commercial Auto/Truck Liability/ Medical						
4. Workers' Compensation						
5. Commercial Multiple Peril						
6. Medical Professional Liability - Occurrence						
7. Medical Professional Liability - Claims - Made						
8. Special Liability						
9. Other Liability - Occurrence						
10. Other Liability - Claims-Made						
11. Special Property				1		
12. Auto Physical Damage						
13. Fidelity/Surety						
14. Other						
15. International						
16. Reinsurance - Nonproportional Assumed Property	XXX	XXX	XXX	XXX	XXX	XXX
17. Reinsurance - Nonproportional Assumed Liability	XXX	XXX	XXX	XXX	XXX	XXX
18. Reinsurance - Nonproportional Assumed Financial Lines	XXX	XXX	XXX	XXX	XXX	XXX
19. Products Liability - Occurrence						
20. Products Liability - Claims-Made						
21. Financial Guaranty/Mortgage Guaranty						
22. Warranty						
23. Totals				1		

SECTION 2

Years in Which Policies Were Issued	INCURRED LOSSES AND DEFENSE AND COST CONTAINMENT EXPENSES REPORTED AT YEAR END (\$000 OMITTED)									
	1	2	3	4	5	6	7	8	9	10
	2014	2015	2016	2017	2018	2019	2020	2021	2022	2023
1. Prior.....										
2. 2014.....										
3. 2015.....	XXX									
4. 2016.....	XXX	XXX								
5. 2017.....	XXX	XXX	XX							
6. 2018.....	XXX	XXX	XX	XX						
7. 2019.....	XXX	XXX	XX	XXX	XX					
8. 2020.....	XXX	XXX	XXX	XXX	XXX	XXX				
9. 2021.....	XXX	XXX	XXX	XXX	XXX	XXX	XXX			
10. 2022.....	XXX	XXX	XXX	XXX	XXX	XXX	XXX	XXX		
11. 2023.....	XXX	XXX	XXX	XXX	XXX	XXX	XXX	XXX	XXX	

SECTION 3

Years in Which Policies Were Issued	BULK AND INCURRED BUT NOT REPORTED RESERVES FOR LOSSES AND DEFENSE AND COST CONTAINMENT EXPENSES AT YEAR END (\$000 OMITTED)									
	1	2	3	4	5	6	7	8	9	10
	2014	2015	2016	2017	2018	2019	2020	2021	2022	2023
1. Prior.....										
2. 2014.....										
3. 2015.....	XXX									
4. 2016.....	XXX	XXX								
5. 2017.....	XXX	XXX	XX							
6. 2018.....	XXX	XXX	XX	XX						
7. 2019.....	XXX	XXX	XX	XXX	XX					
8. 2020.....	XXX	XXX	XXX	XXX	XXX	XXX				
9. 2021.....	XXX	XXX	XXX	XXX	XXX	XXX	XXX			
10. 2022.....	XXX	XXX	XXX	XXX	XXX	XXX	XXX	XXX		
11. 2023.....	XXX	XXX	XXX	XXX	XXX	XXX	XXX	XXX	XXX	

ANNUAL STATEMENT FOR THE YEAR 2023 OF THE American National County Mutual Insurance Company
SCHEDULE P - PART 7A - PRIMARY LOSS SENSITIVE CONTRACTS (Continued)

SECTION 4

Years in Which Policies Were Issued	NET EARNED PREMIUMS REPORTED AT YEAR END (\$000 OMITTED)									
	1	2	3	4	5	6	7	8	9	10
	2014	2015	2016	2017	2018	2019	2020	2021	2022	2023
1. Prior.....										
2. 2014.....										
3. 2015.....	XXX									
4. 2016.....	XXX	XXX								
5. 2017.....	XXX	XXX	XX							
6. 2018.....	XXX	XXX	XX	XXX						
7. 2019.....	XXX	XXX	XXX	XXX	XXX					
8. 2020.....	XXX	XXX	XXX	XXX	XXX	XXX				
9. 2021.....	XXX	XXX	XXX	XXX	XXX	XXX	XXX			
10. 2022.....	XXX	XXX	XXX	XXX	XXX	XXX	XXX	XXX		
11. 2023.....	XXX	XXX	XXX	XXX	XXX	XXX	XXX	XXX	XXX	

SECTION 5

Years in Which Policies Were Issued	NET RESERVE FOR PREMIUM ADJUSTMENTS AND ACCRUED RETROSPECTIVE PREMIUMS AT YEAR END (\$000 OMITTED)									
	1	2	3	4	5	6	7	8	9	10
	2014	2015	2016	2017	2018	2019	2020	2021	2022	2023
1. Prior.....										
2. 2014.....										
3. 2015.....	XXX									
4. 2016.....	XXX	XXX								
5. 2017.....	XXX	XXX	XX							
6. 2018.....	XXX	XXX	XX	XXX						
7. 2019.....	XXX	XXX	XXX	XXX	XXX					
8. 2020.....	XXX	XXX	XXX	XXX	XXX	XXX				
9. 2021.....	XXX	XXX	XXX	XXX	XXX	XXX	XXX			
10. 2022.....	XXX	XXX	XXX	XXX	XXX	XXX	XXX	XXX		
11. 2023.....	XXX	XXX	XXX	XXX	XXX	XXX	XXX	XXX	XXX	

ANNUAL STATEMENT FOR THE YEAR 2023 OF THE American National County Mutual Insurance Company
SCHEDULE P - PART 7B - REINSURANCE LOSS SENSITIVE CONTRACTS (\$000 OMITTED)

SECTION 1

Schedule P - Part 1	1 Total Net Losses and Expenses Unpaid	2 Net Losses and Expenses Unpaid on Loss Sensitive Contracts	3 Loss Sensitive as Percentage of Total	4 Total Net Premiums Written	5 Net Premiums Written on Loss Sensitive Contracts	6 Loss Sensitive as Percentage of Total
1. Homeowners/Farmowners						
2. Private Passenger Auto Liability/Medical						
3. Commercial Auto/Truck Liability/Medical						
4. Workers' Compensation						
5. Commercial Multiple Peril						
6. Medical Professional Liability - Occurrence						
7. Medical Professional Liability - Claims - Made						
8. Special Liability						
9. Other Liability - Occurrence						
10. Other Liability - Claims-Made						
11. Special Property				1		
12. Auto Physical Damage						
13. Fidelity/Surety						
14. Other						
15. International						
16. Reinsurance - Nonproportional Assumed Property						
17. Reinsurance - Nonproportional Assumed Liability						
18. Reinsurance - Nonproportional Assumed Financial Lines						
19. Products Liability - Occurrence						
20. Products Liability - Claims-Made						
21. Financial Guaranty/Mortgage Guaranty						
22. Warranty						
23. Totals				1		

SECTION 2

Years in Which Policies Were Issued	INCURRED LOSSES AND DEFENSE AND COST CONTAINMENT EXPENSES REPORTED AT YEAR END (\$000 OMITTED)									
	1 2014	2 2015	3 2016	4 2017	5 2018	6 2019	7 2020	8 2021	9 2022	10 2023
1. Prior.....										
2. 2014.....										
3. 2015.....	XXX									
4. 2016.....	XXX	XXX								
5. 2017.....	XXX	XXX	XX							
6. 2018.....	XXX	XXX	XX	XX						
7. 2019.....	XXX	XXX	XX	XXX	XX					
8. 2020.....	XXX	XXX	XXX	XXX	XXX	XXX				
9. 2021.....	XXX	XXX	XXX	XXX	XXX	XXX	XXX			
10. 2022.....	XXX	XXX	XXX	XXX	XXX	XXX	XXX	XXX		
11. 2023	XXX	XXX	XXX	XXX	XXX	XXX	XXX	XXX	XXX	

NONE

SECTION 3

Years in Which Policies Were Issued	BULK AND INCURRED BUT NOT REPORTED RESERVES FOR LOSSES AND DEFENSE AND COST CONTAINMENT EXPENSES AT YEAR END (\$000 OMITTED)									
	1 2014	2 2015	3 2016	4 2017	5 2018	6 2019	7 2020	8 2021	9 2022	10 2023
1. Prior.....										
2. 2014.....										
3. 2015.....	XXX									
4. 2016.....	XXX	XXX								
5. 2017.....	XXX	XXX	XX							
6. 2018.....	XXX	XXX	XX	XX						
7. 2019.....	XXX	XXX	XX	XXX	XX					
8. 2020.....	XXX	XXX	XXX	XXX	XXX	XXX				
9. 2021.....	XXX	XXX	XXX	XXX	XXX	XXX	XXX			
10. 2022.....	XXX	XXX	XXX	XXX	XXX	XXX	XXX	XXX		
11. 2023	XXX	XXX	XXX	XXX	XXX	XXX	XXX	XXX	XXX	

NONE

ANNUAL STATEMENT FOR THE YEAR 2023 OF THE American National County Mutual Insurance Company
SCHEDULE P - PART 7B - REINSURANCE LOSS SENSITIVE CONTRACTS (Continued)
SECTION 4

Years in Which Policies Were Issued	NET EARNED PREMIUMS REPORTED AT YEAR END (\$000 OMITTED)									
	1 2014	2 2015	3 2016	4 2017	5 2018	6 2019	7 2020	8 2021	9 2022	10 2023
1. Prior.....										
2. 2014.....										
3. 2015.....	XXX									
4. 2016.....	XXX	XXX								
5. 2017.....	XXX	XXX	XX							
6. 2018.....	XXX	XXX	XX	XX						
7. 2019.....	XXX	XXX	XX	XXX	XXX					
8. 2020.....	XXX	XXX	XXX	XXX	XXX	XXX				
9. 2021.....	XXX	XXX	XXX	XXX	XXX	XXX	XXX			
10. 2022.....	XXX	XXX	XXX	XXX	XXX	XXX	XXX	XXX		
11. 2023.....	XXX	XXX	XXX	XXX	XXX	XXX	XXX	XXX	XXX	

SECTION 5

Years in Which Policies Were Issued	NET RESERVE FOR PREMIUM ADJUSTMENTS AND ACCRUED RETROSPECTIVE PREMIUMS AT YEAR END (\$000 OMITTED)									
	1 2014	2 2015	3 2016	4 2017	5 2018	6 2019	7 2020	8 2021	9 2022	10 2023
1. Prior.....										
2. 2014.....										
3. 2015.....	XXX									
4. 2016.....	XXX	XXX								
5. 2017.....	XXX	XXX	XX							
6. 2018.....	XXX	XXX	XX	XX						
7. 2019.....	XXX	XXX	XX	XXX	XXX					
8. 2020.....	XXX	XXX	XXX	XXX	XXX	XXX				
9. 2021.....	XXX	XXX	XXX	XXX	XXX	XXX	XXX			
10. 2022.....	XXX	XXX	XXX	XXX	XXX	XXX	XXX	XXX		
11. 2023.....	XXX	XXX	XXX	XXX	XXX	XXX	XXX	XXX	XXX	

SECTION 6

Years in Which Policies Were Issued	INCURRED ADJUSTABLE COMMISSIONS REPORTED AT YEAR END (\$000 OMITTED)									
	1 2014	2 2015	3 2016	4 2017	5 2018	6 2019	7 2020	8 2021	9 2022	10 2023
1. Prior.....										
2. 2014.....										
3. 2015.....	XXX									
4. 2016.....	XXX	XXX								
5. 2017.....	XXX	XXX	XX							
6. 2018.....	XXX	XXX	XX	XX						
7. 2019.....	XXX	XXX	XX	XXX	XXX					
8. 2020.....	XXX	XXX	XXX	XXX	XXX	XXX				
9. 2021.....	XXX	XXX	XXX	XXX	XXX	XXX	XXX			
10. 2022.....	XXX	XXX	XXX	XXX	XXX	XXX	XXX	XXX		
11. 2023.....	XXX	XXX	XXX	XXX	XXX	XXX	XXX	XXX	XXX	

SECTION 7

Years in Which Policies Were Issued	RESERVES FOR COMMISSION ADJUSTMENTS AT YEAR END (\$000 OMITTED)									
	1 2014	2 2015	3 2016	4 2017	5 2018	6 2019	7 2020	8 2021	9 2022	10 2023
1. Prior.....										
2. 2014.....										
3. 2015.....	XXX									
4. 2016.....	XXX	XXX								
5. 2017.....	XXX	XXX	XX							
6. 2018.....	XXX	XXX	XX	XX						
7. 2019.....	XXX	XXX	XX	XXX	XXX					
8. 2020.....	XXX	XXX	XXX	XXX	XXX	XXX				
9. 2021.....	XXX	XXX	XXX	XXX	XXX	XXX	XXX			
10. 2022.....	XXX	XXX	XXX	XXX	XXX	XXX	XXX	XXX		
11. 2023.....	XXX	XXX	XXX	XXX	XXX	XXX	XXX	XXX	XXX	

ANNUAL STATEMENT FOR THE YEAR 2023 OF THE American National County Mutual Insurance Company

SCHEDULE P INTERROGATORIES

1. The following questions relate to yet-to-be-issued Extended Reporting Endorsements (EREs) arising from Death, Disability, or Retirement (DDR) provisions in Medical Professional Liability Claims Made insurance policies. EREs provided for reasons other than DDR are not to be included.
- 1.1 Does the company issue Medical Professional Liability Claims Made insurance policies that provide tail (also known as an extended reporting endorsement, or "ERE") benefits in the event of Death, Disability, or Retirement (DDR) at a reduced charge or at no additional cost? Yes [] No [X]
If the answer to question 1.1 is "no", leave the following questions blank. If the answer to question 1.1 is "yes", please answer the following questions:
- 1.2 What is the total amount of the reserve for that provision (DDR Reserve), as reported, explicitly or not, elsewhere in this statement (in dollars)? \$
- 1.3 Does the company report any DDR reserve as Unearned Premium Reserve per SSAP #65? Yes [] No [X]
- 1.4 Does the company report any DDR reserve as loss or loss adjustment expense reserve? Yes [] No [X]
- 1.5 If the company reports DDR reserve as Unearned Premium Reserve, does that amount match the figure on the Underwriting and Investment Exhibit, Part 1A - Recapitulation of all Premiums (Page 7) Column 2, Lines 11.1 plus 11.2? Yes [] No [] N/A [X]
- 1.6 If the company reports DDR reserve as loss or loss adjustment expense reserve, please complete the following table corresponding to where these reserves are reported in Schedule P:

Years in Which Premiums Were Earned and Losses Were Incurred	DDR Reserve Included in Schedule P, Part 1F, Medical Professional Liability Column 24: Total Net Losses and Expenses Unpaid	
	1 Section 1: Occurrence	2 Section 2: Claims-Made
1.601 Prior		
1.602 2014		
1.603 2015		
1.604 2016		
1.605 2017		
1.606 2018		
1.607 2019		
1.608 2020		
1.609 2021		
1.610 2022		
1.611 2023		
1.612 Totals		

2. The definition of allocated loss adjustment expenses (ALAE) and, therefore, unallocated loss adjustment expenses (ULAE) was changed effective January 1, 1998. This change in definition applies to both paid and unpaid expenses. Are these expenses (now reported as "Defense and Cost Containment" and "Adjusting and Other") reported in compliance with these definitions in this statement? Yes [X] No []
3. The Adjusting and Other expense payments and reserves should be allocated to the years in which the losses were incurred based on the number of claims reported, closed and outstanding in those years. When allocating Adjusting and Other expense between companies in a group or a pool, the Adjusting and Other expense should be allocated in the same percentage used for the loss amounts and the claim counts. For reinsurers, Adjusting and Other expense assumed should be reported according to the reinsurance contract. For Adjusting and Other expense incurred by reinsurers, or in those situations where suitable claim count information is not available, Adjusting and Other expense should be allocated by a reasonable method determined by the company and described in Interrogatory 7, below. Are they so reported in this Statement? Yes [X] No []
4. Do any lines in Schedule P include reserves that are reported gross of any discount to present value of future payments, and that are reported net of such discounts on Page 10? Yes [] No [X]

If yes, proper disclosure must be made in the Notes to Financial Statements, as specified in the Instructions. Also, the discounts must be reported in Schedule P - Part 1, Columns 32 and 33. Schedule P must be completed gross of non-tabular discounting. Work papers relating to discount calculations must be available for examination upon request.
Discounting is allowed only if expressly permitted by the state insurance department to which this Annual Statement is being filed.

5. What were the net premiums in force at the end of the year for:
(in thousands of dollars)

5.1 Fidelity
5.2 Surety

6. Claim count information is reported per claim or per claimant (Indicate which) per claim.....
If not the same in all years, explain in Interrogatory 7.
- 7.1 The information provided in Schedule P will be used by many persons to estimate the adequacy of the current loss and expense reserves, among other things. Are there any especially significant events, coverage, retention or accounting changes that have occurred that must be considered when making such analyses? Yes [] No [X]
- 7.2 (An extended statement may be attached.)
.....

SCHEDULE T - EXHIBIT OF PREMIUMS WRITTEN

Allocated by States and Territories

States, Etc.	1 Active Status (a)	Gross Premiums, Including Policy and Membership Fees, Less Return Premiums and Premiums on Policies Not Taken		4 Dividends Paid or Credited to Policyholders on Direct Business	5 Direct Losses Paid (Deducting Salvage)	6 Direct Losses Incurred	7 Direct Losses Unpaid	8 Finance and Service Charges Not Included in Premiums	9 Direct Premiums Written for Federal Purchasing Groups (Included in Column 2)
		2 Direct Premiums Written	3 Direct Premiums Earned						
1. Alabama	AL	N							
2. Alaska	AK	N							
3. Arizona	AZ	N							
4. Arkansas	AR	N							
5. California	CA	N							
6. Colorado	CO	N							
7. Connecticut	CT	N							
8. Delaware	DE	N							
9. District of Columbia	DC	N							
10. Florida	FL	N							
11. Georgia	GA	N							
12. Hawaii	HI	N							
13. Idaho	ID	N							
14. Illinois	IL	N							
15. Indiana	IN	N							
16. Iowa	IA	N							
17. Kansas	KS	N							
18. Kentucky	KY	N							
19. Louisiana	LA	N							
20. Maine	ME	N							
21. Maryland	MD	N							
22. Massachusetts	MA	N							
23. Michigan	MI	N							
24. Minnesota	MN	N							
25. Mississippi	MS	N							
26. Missouri	MO	N							
27. Montana	MT	N							
28. Nebraska	NE	N							
29. Nevada	NV	N							
30. New Hampshire	NH	N							
31. New Jersey	NJ	N							
32. New Mexico	NM	N							
33. New York	NY	N							
34. North Carolina	NC	N							
35. North Dakota	ND	N							
36. Ohio	OH	N							
37. Oklahoma	OK	N							
38. Oregon	OR	N							
39. Pennsylvania	PA	N							
40. Rhode Island	RI	N							
41. South Carolina	SC	N							
42. South Dakota	SD	N							
43. Tennessee	TN	N							
44. Texas	TX	L	34,191,906	32,370,988	20,260,303	20,067,256	11,889,869	26,214	
45. Utah	UT	N							
46. Vermont	VT	N							
47. Virginia	VA	N							
48. Washington	WA	N							
49. West Virginia	WV	N							
50. Wisconsin	WI	N							
51. Wyoming	WY	N							
52. American Samoa	AS	N							
53. Guam	GU	N							
54. Puerto Rico	PR	N							
55. U.S. Virgin Islands	VI	N							
56. Northern Mariana Islands	MP	N							
57. Canada	CAN	N							
58. Aggregate other alien	OT	XXX							
59. Totals	XXX	34,191,906	32,370,988		20,260,303	20,067,256	11,889,869	26,214	
DETAILS OF WRITE-INS									
58001.	XXX								
58002.	XXX								
58003.	XXX								
58998. Summary of remaining write-ins for Line 58 from overflow page	XXX								
58999. Totals (Lines 58001 through 58003 plus 58998)(Line 58 above)	XXX								

(a) Active Status Counts:

- 1. L - Licensed or Chartered - Licensed insurance carrier or domiciled RRG..... 1
- 2. R - Registered - Non-domiciled RRGs.....
- 3. E - Eligible - Reporting entities eligible or approved to write surplus lines in the state (other than their state of domicile - see DSLI).....
- 4. Q - Qualified - Qualified or accredited reinsurer.....
- 5. D - Domestic Surplus Lines Insurer (DSLII) - Reporting entities authorized to write surplus lines in the state of domicile.....
- 6. N - None of the above - Not allowed to write business in the state..... 56

(b) Explanation of basis of allocation of premiums by states, etc.

Premium is allocated to state based on the physical location of the insured risk.

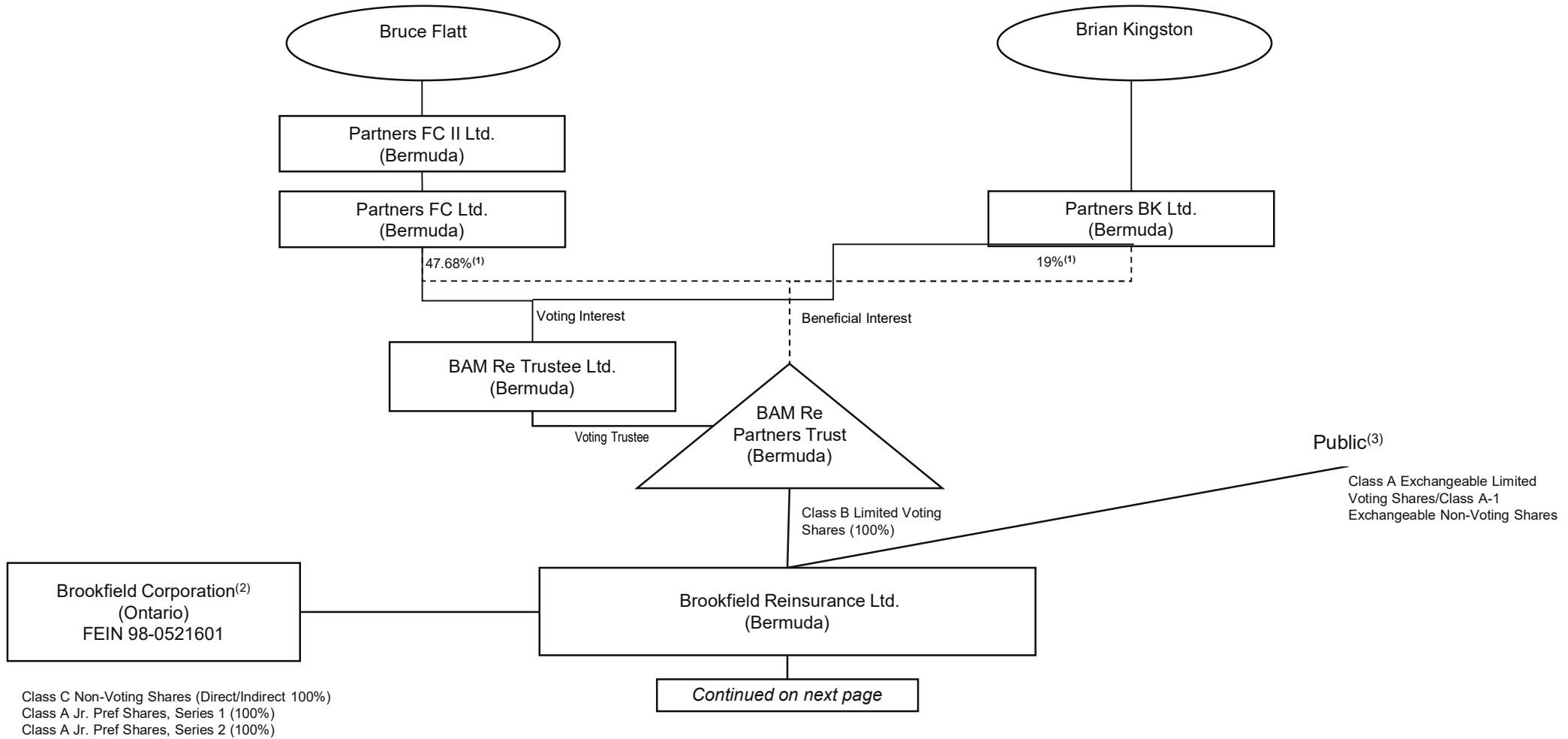
**SCHEDULE T - PART 2
INTERSTATE COMPACT - EXHIBIT OF PREMIUMS WRITTEN**

Allocated by States and Territories

States, Etc.	Direct Business Only					Totals
	1 Life (Group and Individual)	2 Annuities (Group and Individual)	3 Disability Income (Group and Individual)	4 Long-Term Care (Group and Individual)	5 Deposit-Type Contracts	
1. Alabama	AL					
2. Alaska	AK					
3. Arizona	AZ					
4. Arkansas	AR					
5. California	CA					
6. Colorado	CO					
7. Connecticut	CT					
8. Delaware	DE					
9. District of Columbia	DC					
10. Florida	FL					
11. Georgia	GA					
12. Hawaii	HI					
13. Idaho	ID					
14. Illinois	IL					
15. Indiana	IN					
16. Iowa	IA					
17. Kansas	KS					
18. Kentucky	KY					
19. Louisiana	LA					
20. Maine	ME					
21. Maryland	MD					
22. Massachusetts	MA					
23. Michigan	MI					
24. Minnesota	MN					
25. Mississippi	MS					
26. Missouri	MO					
27. Montana	MT					
28. Nebraska	NE					
29. Nevada	NV					
30. New Hampshire	NH					
31. New Jersey	NJ					
32. New Mexico	NM					
33. New York	NY					
34. North Carolina	NC					
35. North Dakota	ND					
36. Ohio	OH					
37. Oklahoma	OK					
38. Oregon	OR					
39. Pennsylvania	PA					
40. Rhode Island	RI					
41. South Carolina	SC					
42. South Dakota	SD					
43. Tennessee	TN					
44. Texas	TX					
45. Utah	UT					
46. Vermont	VT					
47. Virginia	VA					
48. Washington	WA					
49. West Virginia	WV					
50. Wisconsin	WI					
51. Wyoming	WY					
52. American Samoa	AS					
53. Guam	GU					
54. Puerto Rico	PR					
55. U.S. Virgin Islands	VI					
56. Northern Mariana Islands	MP					
57. Canada	CAN					
58. Aggregate Other Alien	OT					
59. Total						

NONE

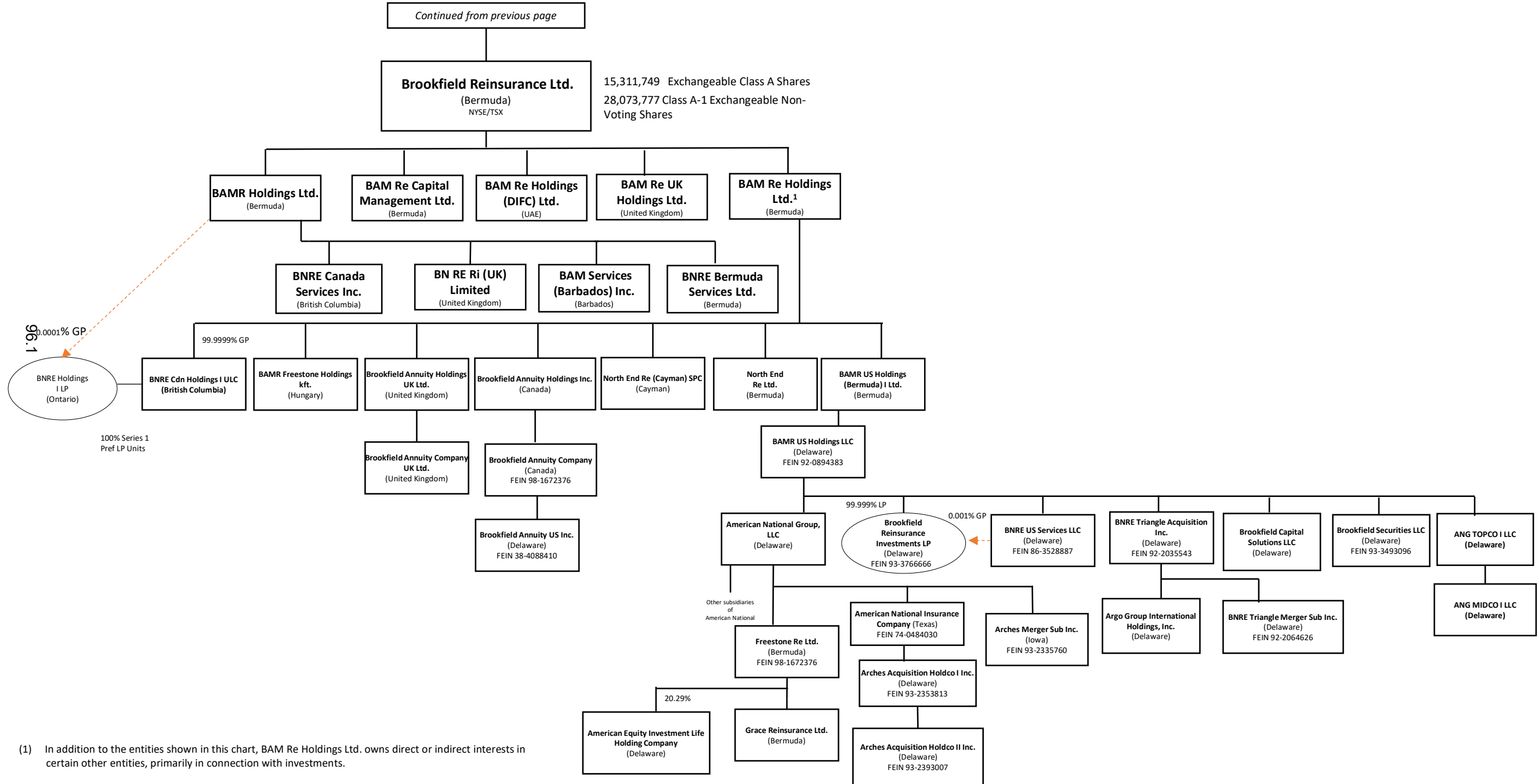
**SCHEDULE Y - INFORMATION CONCERNING ACTIVITIES OF INSURER MEMBERS OF A HOLDING COMPANY GROUP
PART 1 - ORGANIZATIONAL CHART (as of 12/31/2023)**



96

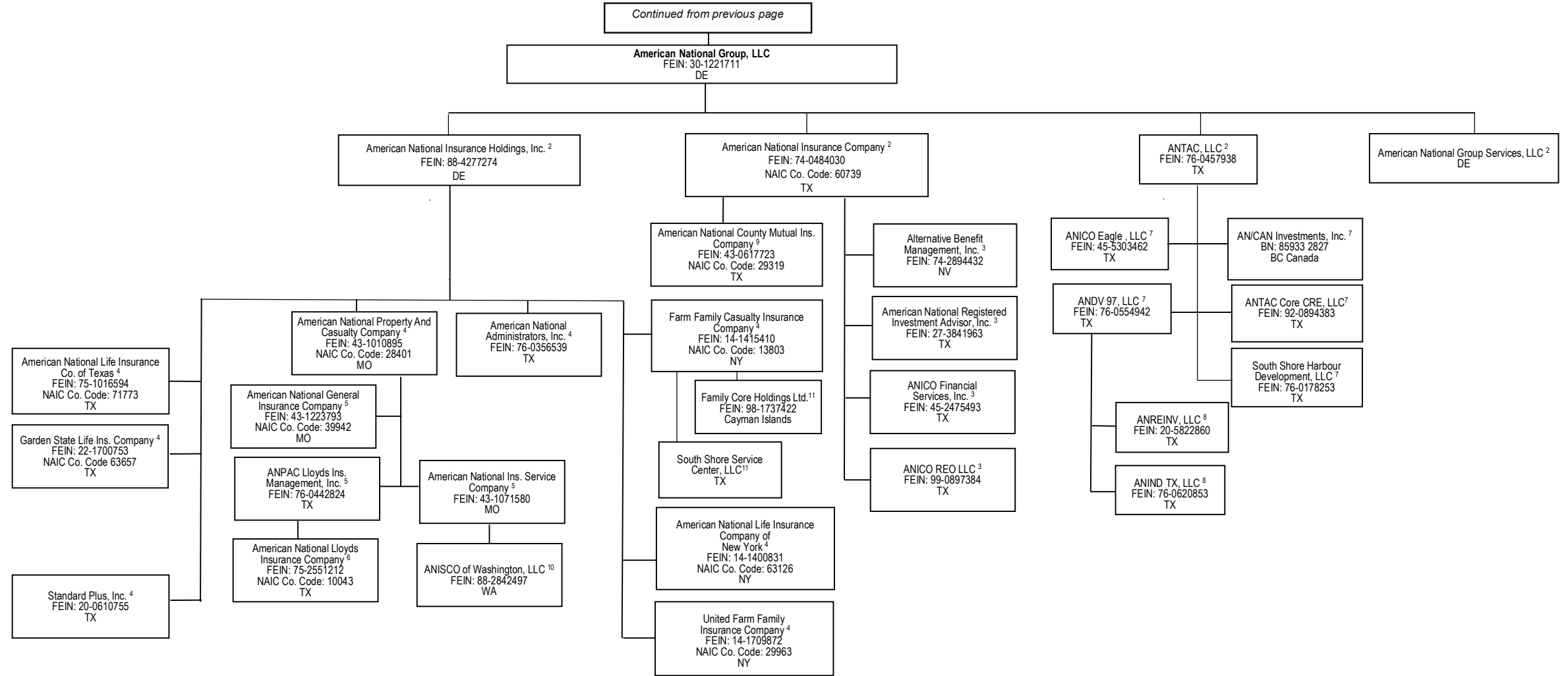
(1) This percentage represents both the percentage of beneficial interest in the BAM Re Partners Trust and the percentage of voting interest in BAM Re Trustee Ltd., which are the same percentage numbers. The remaining 33.32% beneficial interest in BAM Re Partners Trust and 33.32% voting interest in its trustee, BAM Re Trustee, is held through entities owned by (i) Sachin Shah (6.66%), (ii) Anuj Ranjan (6.66%) (iii) Connor Teskey(6.66%), (iv) Cyrus Madon (6.66%) and (v) Sam Pollock (6.66%).
 (2) Pursuant to Commissioner's Order No. 2022-7321 (HCS No. 1130540), Brookfield Corporation is not a control person within the Registrants' holding company system, however Brookfield Corporation is included in this organizational chart due to certain commitments made by Brookfield Corporation in connection with its disclaimer of affiliation filing.
 (3) To the Company's knowledge based on filings made with the SEC as of the date hereof, Bruce Flatt is the only person holding 10% or more of the voting power of the Brookfield Reinsurance Ltd. Class A Shares

SCHEDULE Y - INFORMATION CONCERNING ACTIVITIES OF INSURER MEMBERS OF A HOLDING COMPANY GROUP
PART 1 - ORGANIZATIONAL CHART (continued)



(1) In addition to the entities shown in this chart, BAM Re Holdings Ltd. owns direct or indirect interests in certain other entities, primarily in connection with investments.

SCHEDULE Y - INFORMATION CONCERNING ACTIVITIES OF INSURER MEMBERS OF A HOLDING COMPANY GROUP
Abbreviated Organizational Chart (continued)¹



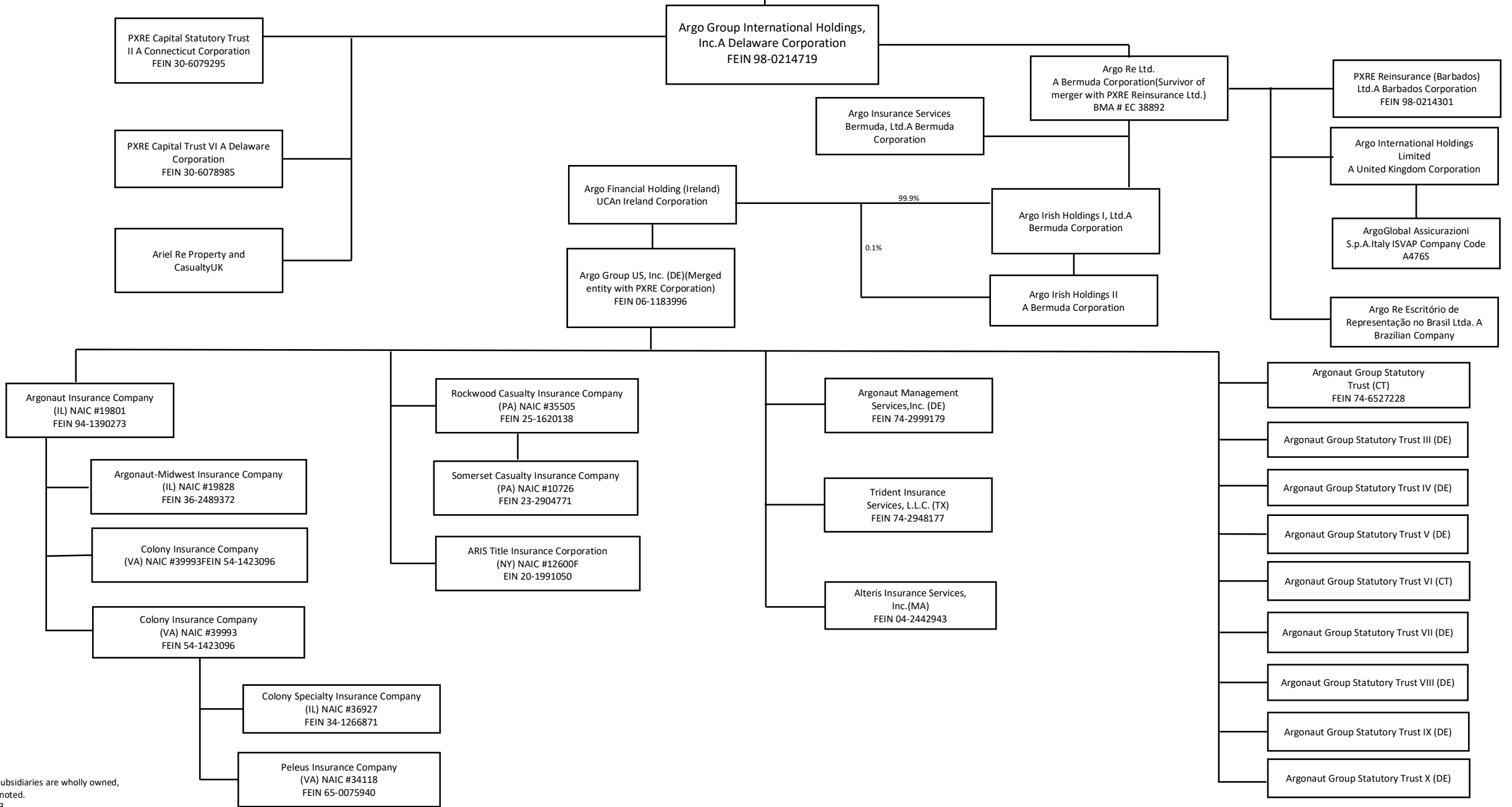
962

(1) In addition to the entities shown in this chart, American National Group, LLC owns a direct or indirect interest in certain other entities, primarily in connection with real estate and other investments.
 (2) 100% owned by American National Group, LLC.
 (3) 100% owned by American National Insurance Company.
 (4) 100% owned by American National Insurance Holdings, Inc.
 (5) 100% owned by American National Property And Casualty Company.

(6) Not a subsidiary company, but managed by ANPAC Lloyds Insurance Management, Inc.
 (7) 100% owned by ANTAC, LLC.
 (8) 100% owned by ANDV 97, LLC.
 (9) Not a subsidiary company but managed by American National Insurance Company.
 (10) 100% owned by American National Insurance Service Company.
 (11) 100% owned by Farm Family Casualty Insurance Company

SCHEDULE Y - INFORMATION CONCERNING ACTIVITIES OF INSURER MEMBERS OF A HOLDING COMPANY GROUP
Abbreviated Organizational Chart (continued)

Continued from previous page



963

Note: All subsidiaries are wholly owned, except as noted.
12.31.2023

ANNUAL STATEMENT FOR THE YEAR 2023 OF THE American National County Mutual Insurance Company

SCHEDULE Y

PART 1A - DETAIL OF INSURANCE HOLDING COMPANY SYSTEM

1	2	3	4	5	6	7	8	9	10	11	12	13	14	15	16
Group Code	Group Name	NAIC Company Code	ID Number	Federal RSSD	CIK	Name of Securities Exchange if Publicly Traded (U.S. or International)	Names of Parent, Subsidiaries Or Affiliates	Domiciliary Location	Relationship to Reporting Entity	Directly Controlled by (Name of Entity/Person)	Type of Control (Ownership, Board, Management, Attorney-in-Fact, Influence, Other)	If Control is Ownership Provide Percentage	Ultimate Controlling Entity(ies)/Person(s)	Is an SCA Filing Required? (Yes/No)	*
.0408	Brookfield Reinsurance Ltd. Group	60739	74-0484030	1343722	0		American National Insurance Company	TX	IA	American National Group, LLC	Ownership	100.000	Brookfield Reinsurance Ltd.	NO	1
.0408	Brookfield Reinsurance Ltd. Group	71773	75-1016594	1343731	0		American National Life Insurance Company of Texas	TX	IA	American National Insurance Holdings, Inc.	Ownership	100.000	Brookfield Reinsurance Ltd.	NO	1
.0408	Brookfield Reinsurance Ltd. Group	63657	22-1700753		0		Garden State Life Insurance Company	TX	IA	American National Insurance Holdings, Inc.	Ownership	100.000	Brookfield Reinsurance Ltd.	NO	1
.0408	Brookfield Reinsurance Ltd. Group	63126	14-1400831		0		American National Life Insurance Company of New York	NY	IA	American National Insurance Holdings, Inc.	Ownership	100.000	Brookfield Reinsurance Ltd.	NO	1
.0408	Brookfield Reinsurance Ltd. Group	13803	14-1415410		0		Farm Family Casualty Insurance Company	NY	IA	American National Insurance Holdings, Inc.	Ownership	100.000	Brookfield Reinsurance Ltd.	NO	1
.0408	Brookfield Reinsurance Ltd. Group	29963	14-1709872		0		United Farm Family Insurance Company	NY	IA	American National Insurance Holdings, Inc.	Ownership	100.000	Brookfield Reinsurance Ltd.	NO	1
.0408	Brookfield Reinsurance Ltd. Group	28401	43-1010895	1343946	0		American National Property and Casualty Company	MO	IA	American National Insurance Holdings, Inc.	Ownership	100.000	Brookfield Reinsurance Ltd.	YES	1
.0408	Brookfield Reinsurance Ltd. Group	39942	43-1223793		0		American National General Insurance Company	MO	IA	American National Property and Casualty Company	Ownership	100.000	Brookfield Reinsurance Ltd.	NO	1
.0408	Brookfield Reinsurance Ltd. Group	29319	43-0617723		0		American National County Mutual Insurance Company	TX	RE	American National Insurance Company	Management	0.000	Brookfield Reinsurance Ltd.	NO	1
.0408	Brookfield Reinsurance Ltd. Group	10043	75-2551212		0		American National Lloyds Insurance Company	TX	IA	ANPAC Lloyds Insurance Management, Inc.	Attorney In-Fact	0.000	Brookfield Reinsurance Ltd.	NO	1
.0408	Brookfield Reinsurance Ltd. Group	00000	30-1221711		0		American National Group, LLC	DE	NIA	BAMR US Holdings LLC	Ownership	100.000	Brookfield Reinsurance Ltd.	NO	1
.0408	Brookfield Reinsurance Ltd. Group	00000	88-4277274		0		American National Insurance Holdings, Inc.	DE	NIA	American National Group, LLC	Ownership	100.000	Brookfield Reinsurance Ltd.	NO	1
.0408	Brookfield Reinsurance Ltd. Group	00000	76-0457938		0		ANTAC, LLC	TX	NIA	American National Group, LLC	Ownership	100.000	Brookfield Reinsurance Ltd.	NO	1
.0408	Brookfield Reinsurance Ltd. Group	00000	27-3841963		1518195		American National Registered Investment Advisor, Inc.	TX	NIA	American National Insurance Company	Ownership	100.000	Brookfield Reinsurance Ltd.	NO	1
.0408	Brookfield Reinsurance Ltd. Group	00000	74-2894432		0		Alternative Benefit Management, Inc.	NV	NIA	American National Insurance Company	Ownership	100.000	Brookfield Reinsurance Ltd.	NO	1
.0408	Brookfield Reinsurance Ltd. Group	00000	45-2475493		0		ANICO Financial Services, Inc.	TX	NIA	American National Insurance Company	Ownership	100.000	Brookfield Reinsurance Ltd.	NO	1
.0408	Brookfield Reinsurance Ltd. Group	00000	76-0356539		0		American National Administrators, Inc.	TX	NIA	American National Insurance Holdings, Inc.	Ownership	100.000	Brookfield Reinsurance Ltd.	NO	1
.0408	Brookfield Reinsurance Ltd. Group	00000	43-1071580		0		American National Insurance Service Company	MO	NIA	American National Property and Casualty Company	Ownership	100.000	Brookfield Reinsurance Ltd.	NO	1
.0408	Brookfield Reinsurance Ltd. Group	00000	88-2842497		0		ANISCO of Washington, LLC	WA	NIA	American National Insurance Service Company	Ownership	100.000	Brookfield Reinsurance Ltd.	NO	1
.0408	Brookfield Reinsurance Ltd. Group	00000	76-0442824		0		ANPAC Lloyds Insurance Management, Inc.	TX	NIA	American National Property and Casualty Company	Ownership	100.000	Brookfield Reinsurance Ltd.	NO	1
.0408	Brookfield Reinsurance Ltd. Group	00000	76-0620853		0		ANIND TX, LLC	TX	NIA	ANDV 97, LLC	Ownership	100.000	Brookfield Reinsurance Ltd.	NO	1
.0408	Brookfield Reinsurance Ltd. Group	00000	20-5822860		0		ANREINV, LLC	TX	NIA	ANDV 97, LLC	Ownership	100.000	Brookfield Reinsurance Ltd.	NO	1
.0408	Brookfield Reinsurance Ltd. Group	00000	76-0554942		0		ANDV 97, LLC	TX	NIA	ANTAC, LLC	Ownership	100.000	Brookfield Reinsurance Ltd.	NO	1
.0408	Brookfield Reinsurance Ltd. Group	00000	45-5303462		0		ANICO Eagle, LLC	TX	NIA	ANTAC, LLC	Ownership	100.000	Brookfield Reinsurance Ltd.	NO	1
.0408	Brookfield Reinsurance Ltd. Group	00000	85-9332827		0		ANVCAN Investments, Inc.	CAN	NIA	ANTAC, LLC	Ownership	100.000	Brookfield Reinsurance Ltd.	NO	1
.0408	Brookfield Reinsurance Ltd. Group	00000	98-1672376		0		Freestone Re Ltd.	BMJ	IA	American National Group, LLC	Ownership	100.000	Brookfield Reinsurance Ltd.	NO	1
.0408	Brookfield Reinsurance Ltd. Group	00000	76-0178253		0		South Shore Harbour Development, LLC	TX	NIA	ANTAC, LLC	Ownership	100.000	Brookfield Reinsurance Ltd.	NO	1
.0408	Brookfield Reinsurance Ltd. Group	00000	20-0610755		0		Standard Plus, Inc.	TX	NIA	American National Insurance Holdings, Inc.	Ownership	100.000	Brookfield Reinsurance Ltd.	NO	1
.0408	Brookfield Reinsurance Ltd. Group	00000	45-5303462		0		BAMR US Holdings (Bermuda) I Ltd.	BMJ	NIA	BAM Re Holdings Ltd.	Ownership	100.000	Brookfield Reinsurance Ltd.	NO	1
.0408	Brookfield Reinsurance Ltd. Group	00000	85-9332827		0		BAM Re Holdings Ltd.	BMJ	NIA	Brookfield Reinsurance Ltd.	Ownership	100.000	Brookfield Reinsurance Ltd.	NO	1
.0408	Brookfield Reinsurance Ltd. Group	00000	20-1134768	1837429		NYSE, TSX	Brookfield Reinsurance Ltd.	BMJ	NIA	BAM Re Partners Trust	Other	0.000	Bruce Flatt and Brian Kingston	NO	2
.0408	Brookfield Reinsurance Ltd. Group	00000	98-1672376		0		BAM Re Partners Trust	BMJ	NIA	BAM Re Trustee Ltd.	Management	0.000	Bruce Flatt and Brian Kingston	NO	
.0408	Brookfield Reinsurance Ltd. Group	00000	76-0178253		0		BAM Re Trustee Ltd.	BMJ	NIA	Partners FC Ltd.	Ownership	47.680	Bruce Flatt	NO	
.0408	Brookfield Reinsurance Ltd. Group	00000	20-0610755		0		BAM Re Trustee Ltd.	BMJ	NIA	Partners BK Ltd.	Ownership	19.000	Brian Kingston	NO	
.0408	Brookfield Reinsurance Ltd. Group	00000			0		Partners FC Ltd.	BMJ	NIA	Partners FC II Ltd.	Ownership	100.000	Bruce Flatt	NO	
.0408	Brookfield Reinsurance Ltd. Group	00000			0		Partners FC II Ltd.	BMJ	NIA	Bruce Flatt	Ownership	100.000	Bruce Flatt	NO	
.0408	Brookfield Reinsurance Ltd. Group	00000			0		Partners BK Ltd.	BMJ	NIA	Brian Kingston	Ownership	100.000	Brian Kingston	NO	

ANNUAL STATEMENT FOR THE YEAR 2023 OF THE American National County Mutual Insurance Company

SCHEDULE Y

PART 1A - DETAIL OF INSURANCE HOLDING COMPANY SYSTEM

1	2	3	4	5	6	7	8	9	10	11	12	13	14	15	16
Group Code	Group Name	NAIC Company Code	ID Number	Federal RSSD	CIK	Name of Securities Exchange if Publicly Traded (U.S. or International)	Names of Parent, Subsidiaries Or Affiliates	Domi-ciliary Location	Relation-ship to Reporting Entity	Directly Controlled by (Name of Entity/Person)	Type of Control (Ownership, Board, Management, Attorney-in-Fact, Influence, Other)	If Control is Ownership Provide Percentage	Ultimate Controlling Entity(ies)/Person(s)	Is an SCA Filing Re-quired? (Yes/No)	*
.0408	Brookfield Reinsurance Ltd. Group	00000	93-3766666	0			Brookfield Reinsurance Investments LP	DE	NIA	BNRE US Services LLC	Management	0.000	Brookfield Reinsurance Ltd.	NO	1
.0408	Brookfield Reinsurance Ltd. Group	00000	86-3528887	0			BNRE US Services LLC	DE	NIA	BAMR US Holdings LLC	Ownership	100.000	Brookfield Reinsurance Ltd.	NO	1
.0408	Brookfield Reinsurance Ltd. Group	00000		0			BAMR Holdings Ltd.	BMU	NIA	Brookfield Reinsurance Ltd.	Ownership	100.000	Brookfield Reinsurance Ltd.	NO	1
.0408	Brookfield Reinsurance Ltd. Group	00000		0			BN RE Ri (UK) Limited	GBR	NIA	BAMR Holdings Ltd.	Ownership	100.000	Brookfield Reinsurance Ltd.	NO	1
.0408	Brookfield Reinsurance Ltd. Group	00000		0			BNRE Canada Services Inc.	CAN	NIA	BAMR Holdings Ltd.	Ownership	100.000	Brookfield Reinsurance Ltd.	NO	1
.0408	Brookfield Reinsurance Ltd. Group	00000		0			BNRE Services (Barbados) Inc.	BRB	NIA	BAMR Holdings Ltd.	Ownership	100.000	Brookfield Reinsurance Ltd.	NO	1
.0408	Brookfield Reinsurance Ltd. Group	00000		0			BAMR Freestone Holdings kft.	HUN	NIA	BAM Re Holdings Ltd.	Ownership	100.000	Brookfield Reinsurance Ltd.	NO	1
.0408	Brookfield Reinsurance Ltd. Group	00000		0			Brookfield Annuity Holdings Inc.	CAN	NIA	BAM Re Holdings Ltd.	Ownership	100.000	Brookfield Reinsurance Ltd.	NO	1
.0408	Brookfield Reinsurance Ltd. Group	00000		0			North End Re (Cayman) SPC	CYM	NIA	BAM Re Holdings Ltd.	Ownership	100.000	Brookfield Reinsurance Ltd.	NO	1
.0408	Brookfield Reinsurance Ltd. Group	00000		0			North End Re Ltd.	BMU	IA	BAM Re Holdings Ltd.	Ownership	100.000	Brookfield Reinsurance Ltd.	NO	1
.0408	Brookfield Reinsurance Ltd. Group	00000	38-4088410	0			Brookfield Annuity US Inc.	DE	NIA	Brookfield Annuity Company	Ownership	100.000	Brookfield Reinsurance Ltd.	NO	1
.0408	Brookfield Reinsurance Ltd. Group	00000	98-1672376	0			Brookfield Annuity Company	CAN	IA	Brookfield Annuity Holdings Inc.	Ownership	100.000	Brookfield Reinsurance Ltd.	NO	1
.2658	American Equity Investment Group	00000	42-1447959	3981379	1039828	NYSE	American Equity Investment Life Holding Company	IA	NIA	Freestone Re Ltd.	Ownership	20.290	Shareholders	NO	
.0408	Brookfield Reinsurance Ltd. Group	00000		0			BAM Re Capital Management Ltd.	BMU	NIA	Brookfield Reinsurance Ltd.	Ownership	100.000	Brookfield Reinsurance Ltd.	NO	1
.0408	Brookfield Reinsurance Ltd. Group	00000		0			BAM Re Holdings (DIFC) Ltd.	ARE	NIA	Brookfield Reinsurance Ltd.	Ownership	100.000	Brookfield Reinsurance Ltd.	NO	1
.0408	Brookfield Reinsurance Ltd. Group	00000		0			BAMR UK Holdings Ltd.	GBR	NIA	Brookfield Reinsurance Ltd.	Ownership	100.000	Brookfield Reinsurance Ltd.	NO	1
.0408	Brookfield Reinsurance Ltd. Group	00000	92-0894383	0			BAMR US Holdings LLC	DE	NIA	BAMR US Holdings (Bermuda) I Ltd.	Ownership	100.000	Brookfield Reinsurance Ltd.	NO	1
.0408	Brookfield Reinsurance Ltd. Group	00000		0			Brookfield Annuity Holdings UK Ltd.	GBR	NIA	BAM Re Holdings Ltd.	Ownership	100.000	Brookfield Reinsurance Ltd.	NO	1
.0408	Brookfield Reinsurance Ltd. Group	00000		0			Brookfield Annuity Company UK Ltd.	GBR	IA	Brookfield Annuity Holdings UK Ltd.	Ownership	100.000	Brookfield Reinsurance Ltd.	NO	1
.0408	Brookfield Reinsurance Ltd. Group	00000		0			Brookfield Capital Solutions LLC	DE	NIA	BAMR US Holdings LLC	Ownership	100.000	Brookfield Reinsurance Ltd.	NO	1
.0408	Brookfield Reinsurance Ltd. Group	00000		0			Volta Holdings LP	CYM	NIA	BAMR Holdings Ltd.	Management	0.000	Brookfield Reinsurance Ltd.	NO	1
.0408	Brookfield Reinsurance Ltd. Group	00000	87-3288802	0			121 Village Corner Development, Ltd.	TX	NIA	ANREINV, LLC	Management	0.000	Brookfield Reinsurance Ltd.	NO	1
.0408	Brookfield Reinsurance Ltd. Group	00000	36-4814921	0			121 Village Lots 2/3, Ltd.	TX	NIA	ANREINV, LLC	Management	0.000	Brookfield Reinsurance Ltd.	NO	1
.0408	Brookfield Reinsurance Ltd. Group	00000		0			1363015 Alberta Ltd.	CAN	NIA	Chipman Development Corporation	Ownership	100.000	Brookfield Reinsurance Ltd.	NO	1
.0408	Brookfield Reinsurance Ltd. Group	00000	26-4431276	0			ANCAP Jasper, LLC	SC	NIA	ANICO Eagle, LLC	Ownership	100.000	Brookfield Reinsurance Ltd.	NO	1
.0408	Brookfield Reinsurance Ltd. Group	00000	26-4730727	0			ANCAP Jasper II, LLC	SC	NIA	ANICO Eagle, LLC	Ownership	100.000	Brookfield Reinsurance Ltd.	NO	1
.0408	Brookfield Reinsurance Ltd. Group	00000		0			Argerich 2022-1, LLC	DE	OTH	Argerich Holdco 2022-1, LLC	Ownership	100.000	Brookfield Reinsurance Ltd.	NO	1
.0408	Brookfield Reinsurance Ltd. Group	00000		0			Argerich Holdco 2022-1, LLC	DE	OTH	BAMR US Holdings LLC	Management	0.000	Brookfield Reinsurance Ltd.	NO	
.0408	Brookfield Reinsurance Ltd. Group	00000		0			BST Funding 2022-1, LLC	DE	OTH	BST Holding 2022-1, LLC	Ownership	100.000	Brookfield Reinsurance Ltd.	NO	
.0408	Brookfield Reinsurance Ltd. Group	00000		0			BST Holding 2022-1, LLC	DE	OTH	American National Insurance Company	Ownership	100.000	Brookfield Reinsurance Ltd.	NO	
.0408	Brookfield Reinsurance Ltd. Group	00000		0			BST Holdings 2022-1E Ltd	CYM	OTH	American National Insurance Company	Ownership	100.000	Brookfield Reinsurance Ltd.	NO	
.0408	Brookfield Reinsurance Ltd. Group	00000		0			BST Holdings 2022-2E Ltd	CYM	OTH	American National Insurance Company	Ownership	100.000	Brookfield Reinsurance Ltd.	NO	
.0408	Brookfield Reinsurance Ltd. Group	00000		0			BST Holdings 2022-3E Ltd	CYM	OTH	American National Insurance Company	Ownership	100.000	Brookfield Reinsurance Ltd.	NO	
.0408	Brookfield Reinsurance Ltd. Group	00000		0			BST Funding 2022-1E Ltd	CYM	OTH	BST Holdings 2022-1E Ltd	Ownership	100.000	Brookfield Reinsurance Ltd.	NO	
.0408	Brookfield Reinsurance Ltd. Group	00000		0			BST Funding 2022-2E Ltd	CYM	OTH	BST Holdings 2022-2E Ltd	Ownership	100.000	Brookfield Reinsurance Ltd.	NO	
.0408	Brookfield Reinsurance Ltd. Group	00000		0			BST Funding 2022-3E Ltd	CYM	OTH	BST Holdings 2022-3E Ltd	Ownership	100.000	Brookfield Reinsurance Ltd.	NO	
.0408	Brookfield Reinsurance Ltd. Group	00000		0			Canadian Cottage Company Ltd.	CAN	NIA	Chipman Holdings, Inc.	Ownership	100.000	Brookfield Reinsurance Ltd.	NO	1
.0408	Brookfield Reinsurance Ltd. Group	00000		0			Bach F1 2022-1, LLC	DE	OTH	BAMR US Holdings LLC	Management	0.000	Brookfield Reinsurance Ltd.	NO	
.0408	Brookfield Reinsurance Ltd. Group	00000		0			BACH F1 Intero 2022-1, LLC	DE	OTH	Bach F1 2022-1, LLC	Ownership	100.000	Brookfield Reinsurance Ltd.	NO	
.0408	Brookfield Reinsurance Ltd. Group	00000		0			Boccherini F2 2022-1, LLC	DE	OTH	BAMR US Holdings LLC	Management	0.000	Brookfield Reinsurance Ltd.	NO	
.0408	Brookfield Reinsurance Ltd. Group	00000		0			Boccherini F2 Intero 2022-1, LLC	DE	OTH	Boccherini F2 2022-1, LLC	Ownership	100.000	Brookfield Reinsurance Ltd.	NO	
.0408	Brookfield Reinsurance Ltd. Group	00000		0			Brahms PP Intero 2022-1, LLC	DE	OTH	Brahms PP 2022-1, LLC	Ownership	100.000	Brookfield Reinsurance Ltd.	NO	
.0408	Brookfield Reinsurance Ltd. Group	00000		0			Brahms PP 2022-1, LLC	DE	OTH	BAMR US Holdings LLC	Management	0.000	Brookfield Reinsurance Ltd.	NO	
.0408	Brookfield Reinsurance Ltd. Group	00000		0			Chipman Holdings, Inc.	CAN	OTH	AN/CAN Investments, Inc.	Ownership	100.000	Brookfield Reinsurance Ltd.	NO	1
.0408	Brookfield Reinsurance Ltd. Group	00000		0			Chipman Industrial Park No. 1 Inc.	CAN	NIA	Chipman Development Corporation	Ownership	100.000	Brookfield Reinsurance Ltd.	NO	1
.0408	Brookfield Reinsurance Ltd. Group	00000	76-0621069	0			Eagle IND., L.P.	TX	NIA	ANIND TX, LLC	Management	0.000	Brookfield Reinsurance Ltd.	NO	1
.0408	Brookfield Reinsurance Ltd. Group	00000	83-2990147	0			Eagle Bursleson Park LLC	TX	NIA	Eagle IND., LP	Ownership	100.000	Brookfield Reinsurance Ltd.	NO	1
.0408	Brookfield Reinsurance Ltd. Group	00000	83-2964071	0			Eagle Tri County LLC	TX	NIA	Eagle IND., LP	Ownership	100.000	Brookfield Reinsurance Ltd.	NO	1

ANNUAL STATEMENT FOR THE YEAR 2023 OF THE American National County Mutual Insurance Company

SCHEDULE Y

PART 1A - DETAIL OF INSURANCE HOLDING COMPANY SYSTEM

1	2	3	4	5	6	7	8	9	10	11	12	13	14	15	16
Group Code	Group Name	NAIC Company Code	ID Number	Federal RSSD	CIK	Name of Securities Exchange if Publicly Traded (U.S. or International)	Names of Parent, Subsidiaries Or Affiliates	Domi-ciliary Location	Relation-ship to Reporting Entity	Directly Controlled by (Name of Entity/Person)	Type of Control (Ownership, Board, Management, Attorney-in-Fact, Influence, Other)	If Control is Ownership Provide Percentage	Ultimate Controlling Entity(ies)/Person(s)	Is an SCA Filing Re-quired? (Yes/No)	*
.0408	Brookfield Reinsurance Ltd. Group	00000	20-4937509		0		Germann Road Land Development, LLC MRPL Retail Partners, Ltd. (Shops at Bella Terra)	CO	NIA	ANICO Eagle, LLC	Ownership	100.000	Brookfield Reinsurance Ltd.	NO	1
.0408	Brookfield Reinsurance Ltd. Group	00000	20-8243164		0			TX	NIA	ANICO Eagle, LLC	Ownership	50.000	Brookfield Reinsurance Ltd.	NO	1
.0408	Brookfield Reinsurance Ltd. Group	00000	46-3426560		0		TC Blvd. Partners, LLC	TX	NIA	ANICO Eagle, LLC	Ownership	87.680	Brookfield Reinsurance Ltd.	NO	1
.0408	Brookfield Reinsurance Ltd. Group	00000	46-3432650		0		TC Blvd. Partners II, LLC	TX	NIA	ANICO Eagle, LLC	Ownership	95.000	Brookfield Reinsurance Ltd.	NO	1
.0408	Brookfield Reinsurance Ltd. Group	00000	76-0444990		0		Town and Country Partnership	TX	NIA	ANDY 97, LLC	Ownership	87.680	Brookfield Reinsurance Ltd.	NO	1
.0408	Brookfield Reinsurance Ltd. Group	00000	80-0947060		0		Town Center Partners, Ltd.	TX	NIA	TC Blvd. Partners, LLC	Management	0.000	Brookfield Reinsurance Ltd.	NO	1
.0408	Brookfield Reinsurance Ltd. Group	00000	88-3971831		0		TX Galileo LLC	DE	OTH	BAMR US Holdings LLC	Management	0.000	Brookfield Reinsurance Ltd.	NO	
.0408	Brookfield Reinsurance Ltd. Group	00000	88-3904685		0		TX Hooke LLC	DE	OTH	BAMR US Holdings LLC	Management	0.000	Brookfield Reinsurance Ltd.	NO	
.0408	Brookfield Reinsurance Ltd. Group	00000	88-3957208		0		TX Kepler LLC	DE	OTH	BAMR US Holdings LLC	Management	0.000	Brookfield Reinsurance Ltd.	NO	
.0408	Brookfield Reinsurance Ltd. Group	00000	88-3921297		0		TX Leibniz LLC	DE	OTH	BAMR US Holdings LLC	Management	0.000	Brookfield Reinsurance Ltd.	NO	
.0408	Brookfield Reinsurance Ltd. Group	00000	88-3871687		0		TX Newton LLC	DE	OTH	BAMR US Holdings LLC	Management	0.000	Brookfield Reinsurance Ltd.	NO	
.0408	Brookfield Reinsurance Ltd. Group	00000	88-3889808		0		TX Wren LLC	DE	OTH	BAMR US Holdings LLC	Management	0.000	Brookfield Reinsurance Ltd.	NO	
.0408	Brookfield Reinsurance Ltd. Group	00000	20-8668116		0		121 Village, Ltd.	TX	NIA	ANREINV, LLC	Management	0.000	Brookfield Reinsurance Ltd.	NO	
.0408	Brookfield Reinsurance Ltd. Group	00000			0		BEP BID II Euro AIV L.P.	CY	OTH	Brookfield Reinsurance Investments LP	Ownership	100.000	Brookfield Reinsurance Ltd.	NO	
.0408	Brookfield Reinsurance Ltd. Group	00000			0		BAMR BID II US AIV LP	CY	OTH	Brookfield Reinsurance Investments LP	Ownership	100.000	Brookfield Reinsurance Ltd.	NO	
.0408	Brookfield Reinsurance Ltd. Group	00000			0		BAMR BID II AIV LP	CY	OTH	American National Insurance Company	Ownership	100.000	Brookfield Reinsurance Ltd.	NO	
.0408	Brookfield Reinsurance Ltd. Group	00000	98-1748101		0		Boole L.P.	CY	OTH	American National Insurance Company	Ownership	54.000	Brookfield Reinsurance Ltd.	NO	
.0408	Brookfield Reinsurance Ltd. Group	00000	98-1748081		0		Archimedes L.P.	CY	OTH	American National Insurance Company	Ownership	53.000	Brookfield Reinsurance Ltd.	NO	
.0408	Brookfield Reinsurance Ltd. Group	00000	98-1748248		0		Cantor L.P.	CY	OTH	American National Insurance Company	Ownership	53.000	Brookfield Reinsurance Ltd.	NO	
.0408	Brookfield Reinsurance Ltd. Group	00000			0		NER Note Issuer 1 Ltd.	CY	OTH	North End Re (Cayman) SPC	Ownership	75.000	Brookfield Reinsurance Ltd.	NO	
.0408	Brookfield Reinsurance Ltd. Group	00000			0		NER Note Issuer 2 Ltd.	CY	OTH	American National Insurance Company	Ownership	75.000	Brookfield Reinsurance Ltd.	NO	
.0408	Brookfield Reinsurance Ltd. Group	00000			0		NER Note Issuer 3 Ltd.	CY	OTH	American National Insurance Company	Ownership	76.000	Brookfield Reinsurance Ltd.	NO	
.0408	Brookfield Reinsurance Ltd. Group	00000			0		NER Asset Holdco 1 Ltd.	CY	OTH	NER Note Issuer 1 Ltd.	Ownership	100.000	Brookfield Reinsurance Ltd.	NO	
.0408	Brookfield Reinsurance Ltd. Group	00000			0		NER Asset Holdco 2 Ltd.	CY	OTH	NER Note Issuer 2 Ltd.	Ownership	100.000	Brookfield Reinsurance Ltd.	NO	
.0408	Brookfield Reinsurance Ltd. Group	00000			0		NER Asset Holdco 3 Ltd.	CY	OTH	NER Note Issuer 3 Ltd.	Ownership	100.000	Brookfield Reinsurance Ltd.	NO	
.0408	Brookfield Reinsurance Ltd. Group	00000	98-1684989		0		Bylsma 2022-1, Ltd.	CY	OTH	American National Insurance Company	Ownership	81.000	Brookfield Reinsurance Ltd.	NO	
.0408	Brookfield Reinsurance Ltd. Group	00000	98-1685005		0		Casals 2022-1, Ltd.	CY	OTH	American National Insurance Company	Ownership	81.000	Brookfield Reinsurance Ltd.	NO	
.0408	Brookfield Reinsurance Ltd. Group	00000	98-1685038		0		Dupre 2022-1, Ltd.	CY	OTH	American National Insurance Company	Ownership	100.000	Brookfield Reinsurance Ltd.	NO	
.0408	Brookfield Reinsurance Ltd. Group	00000			0		Bylsma 2022-1, LLC	DE	OTH	Bylsma 2022-1, Ltd.	Ownership	100.000	Brookfield Reinsurance Ltd.	NO	
.0408	Brookfield Reinsurance Ltd. Group	00000			0		Casals 2022-1, LLC	DE	OTH	Casals 2022-1, Ltd.	Ownership	100.000	Brookfield Reinsurance Ltd.	NO	
.0408	Brookfield Reinsurance Ltd. Group	00000			0		Dupre 2022-1, LLC	DE	OTH	Dupre 2022-1, Ltd.	Ownership	100.000	Brookfield Reinsurance Ltd.	NO	
.0408	Brookfield Reinsurance Ltd. Group	00000	88-1138054		0		BGL PT Land, LLC	DE	OTH	Brookfield Reinsurance Investments LP	Ownership	100.000	Brookfield Reinsurance Ltd.	NO	
.0408	Brookfield Reinsurance Ltd. Group	00000			0		BGL PT, LLC	DE	OTH	Brookfield Reinsurance Investments LP	Ownership	100.000	Brookfield Reinsurance Ltd.	NO	
.0408	Brookfield Reinsurance Ltd. Group	00000	98-1691929		0		Atreides Leto Holdco 2022-1 Ltd.	CY	OTH	American National Insurance Company	Ownership	100.000	Brookfield Reinsurance Ltd.	NO	
.0408	Brookfield Reinsurance Ltd. Group	00000	98-1691732		0		Atreides Paul Holdco 2022-1 Ltd.	CY	OTH	American National Insurance Company	Ownership	100.000	Brookfield Reinsurance Ltd.	NO	
.0408	Brookfield Reinsurance Ltd. Group	00000	98-1695168		0		Atreides Paul 2022-1 Ltd.	CY	OTH	Atreides Paul Holdco 2022-1 Ltd.	Ownership	100.000	Brookfield Reinsurance Ltd.	NO	
.0408	Brookfield Reinsurance Ltd. Group	00000	98-1694739		0		Atreides Leto 2022-1 Ltd.	CY	OTH	Atreides Leto Holdco 2022-1 Ltd.	Ownership	100.000	Brookfield Reinsurance Ltd.	NO	
.0408	Brookfield Reinsurance Ltd. Group	00000	98-1693420		0		Atreides 2022-1 Ltd.	CY	OTH	Atreides Leto Holdco 2022-1 Ltd.	Ownership	80.000	Brookfield Reinsurance Ltd.	NO	
.0408	Brookfield Reinsurance Ltd. Group	00000			0		BLI Pinehurst Land, LLC	DE	OTH	BAMR US Holdings LLC	Management	0.000	Brookfield Reinsurance Ltd.	NO	
.0408	Brookfield Reinsurance Ltd. Group	00000			0		BLI Pinehurst Mezz, LLC	DE	OTH	BAMR US Holdings LLC	Management	0.000	Brookfield Reinsurance Ltd.	NO	
.0408	Brookfield Reinsurance Ltd. Group	00000			0		BGL Pinehurst, LLC	DE	OTH	BAMR US Holdings LLC	Management	0.000	Brookfield Reinsurance Ltd.	NO	
.0408	Brookfield Reinsurance Ltd. Group	00000			0		BLI Pinehurst, LLC	DE	OTH	BLI Pinehurst Mezz, LLC	Ownership	100.000	Brookfield Reinsurance Ltd.	NO	
.0408	Brookfield Reinsurance Ltd. Group	00000			0		Blue Investment SPE Ltd. Brookfield Bermuda Real Estate Holdings Ltd.	BMJ	NIA	Brookfield Bermuda Real Estate Holdings Ltd.	Ownership	100.000	Brookfield Reinsurance Ltd.	NO	1
.0408	Brookfield Reinsurance Ltd. Group	00000			0			BMJ	NIA	Brookfield Bermuda Real Estate JV LLC	Ownership	100.000	Brookfield Reinsurance Ltd.	NO	1
.0408	Brookfield Reinsurance Ltd. Group	00000			0		Chipman Development Corporation	CAN	NIA	AN/CAN Investments, Inc.	Ownership	100.000	Brookfield Reinsurance Ltd.	NO	1
.0408	Brookfield Reinsurance Ltd. Group	00000			0		Brookfield Bermuda Real Estate JV LLC	BMJ	NIA	BAM Re Bermuda Real Estate JV Member Ltd.	Ownership	49.000	Brookfield Reinsurance Ltd.	NO	1

ANNUAL STATEMENT FOR THE YEAR 2023 OF THE American National County Mutual Insurance Company

SCHEDULE Y

PART 1A - DETAIL OF INSURANCE HOLDING COMPANY SYSTEM

1	2	3	4	5	6	7	8	9	10	11	12	13	14	15	16
Group Code	Group Name	NAIC Company Code	ID Number	Federal RSSD	CIK	Name of Securities Exchange if Publicly Traded (U.S. or International)	Names of Parent, Subsidiaries Or Affiliates	Domi-ciliary Location	Relation-ship to Reporting Entity	Directly Controlled by (Name of Entity/Person)	Type of Control (Ownership, Board, Management, Attorney-in-Fact, Influence, Other)	If Control is Ownership Provide Percentage	Ultimate Controlling Entity(ies)/Person(s)	Is an SCA Filing Re-quired? (Yes/No)	*
.0408	Brookfield Reinsurance Ltd. Group	00000			0		BNRE Bermuda Services Ltd.	.BMJ	NIA	BAMR Holdings Ltd.	Ownership	100.000	Brookfield Reinsurance Ltd.	NO	1
.0408	Brookfield Reinsurance Ltd. Group	00000	92-2035543		0		BNRE Triangle Acquisition Inc.	.DE	NIA	BAMR US Holdings LLC	Ownership	100.000	Brookfield Reinsurance Ltd.	NO	1
.0408	Brookfield Reinsurance Ltd. Group	00000	92-2064626		0		BNRE Triangle Merger Sub Inc.	.DE	NIA	BNRE Triangle Acquisition Inc.	Ownership	100.000	Brookfield Reinsurance Ltd.	NO	1
.0408	Brookfield Reinsurance Ltd. Group	00000	98-1737778		0		Grace Property Holdings Limited	.CYM	OTH	Brookfield Reinsurance Investments LP	Ownership	50.000	Brookfield Reinsurance Ltd.	NO	
.0408	Brookfield Reinsurance Ltd. Group	00000	98-1736669		0		BNRE 77G Holdings Ltd.	.BMJ	OTH	BAM Re Holdings Ltd.	Ownership	100.000	Brookfield Reinsurance Ltd.	NO	
.0408	Brookfield Reinsurance Ltd. Group	00000			0		2022 Ganymede Note Issuer LP	.DE	OTH	American National Insurance Company	Ownership	100.000	Brookfield Reinsurance Ltd.	NO	
.0408	Brookfield Reinsurance Ltd. Group	00000			0		2022 Titan Note Issuer LP	.DE	OTH	American National Insurance Company	Ownership	100.000	Brookfield Reinsurance Ltd.	NO	
.0408	Brookfield Reinsurance Ltd. Group	00000			0		2022 Europa Note Issuer LP	.DE	OTH	American National Insurance Company	Ownership	100.000	Brookfield Reinsurance Ltd.	NO	
.0408	Brookfield Reinsurance Ltd. Group	00000			0		2022 IO Note Issuer LP	.DE	OTH	American National Insurance Company	Ownership	100.000	Brookfield Reinsurance Ltd.	NO	
.0408	Brookfield Reinsurance Ltd. Group	00000			0		2022 Ceres Note Issuer LP	.DE	OTH	American National Insurance Company	Ownership	100.000	Brookfield Reinsurance Ltd.	NO	
.0408	Brookfield Reinsurance Ltd. Group	00000			0		BREF VI Cayman 1 LP	.CYM	OTH	BAM Re Holdings Ltd.	Management	100.000	Brookfield Reinsurance Ltd.	NO	
.0408	Brookfield Reinsurance Ltd. Group	00000			0		77G Propco Limited	.NJ	OTH	BNRE 77G Holdings Ltd.	Ownership	100.000	Brookfield Reinsurance Ltd.	NO	
.0408	Brookfield Reinsurance Ltd. Group	00000	93-2850635		0		American National Group Services, LLC	.DE	NIA	American National Group, LLC	Ownership	100.000	Brookfield Reinsurance Ltd.	NO	1
.0408	Brookfield Reinsurance Ltd. Group	00000	92-0894383		0		ANTAC Core CRE, LLC	.TX	OTH	ANTAC, LLC	Ownership	100.000	Brookfield Reinsurance Ltd.	NO	
.0408	Brookfield Reinsurance Ltd. Group	00000	98-1737422		0		Family Core Holdings Ltd.	.CYM	OTH	Farm Family Casualty Insurance Company	Ownership	100.000	Brookfield Reinsurance Ltd.	NO	
.0408	Brookfield Reinsurance Ltd. Group	00000			0		Grace Reinsurance Ltd	.BMJ	NIA	Freestone Re Ltd.	Ownership	100.000	Brookfield Reinsurance Ltd.	NO	1
.0408	Brookfield Reinsurance Ltd. Group	00000	98-1737429		0		One Liberty Plaza Property Holdings Limited	.CYM	OTH	Brookfield Reinsurance Investments LP	Ownership	43.067	Brookfield Reinsurance Ltd.	NO	
.0408	Brookfield Reinsurance Ltd. Group	00000			0		Bay Adelaide Property Holdings Inc.	.CAN	OTH	ANTAC Core CRE LLC	Ownership	35.837	Brookfield Reinsurance Ltd.	NO	
.0408	Brookfield Reinsurance Ltd. Group	00000			0		BFPF Toronto Property Holdings Inc.	.CAN	OTH	ANTAC Core CRE LLC	Ownership	35.722	Brookfield Reinsurance Ltd.	NO	
.0408	Brookfield Reinsurance Ltd. Group	00000			0		BFPF Calgary Property Holdings Inc.	.CAN	OTH	ANTAC Core CRE LLC	Ownership	34.217	Brookfield Reinsurance Ltd.	NO	
.0408	Brookfield Reinsurance Ltd. Group	00000	98-1737979		0		1100 AoA Property Holdings Ltd.	.CYM	OTH	ANTAC Core CRE LLC	Ownership	36.015	Brookfield Reinsurance Ltd.	NO	
.0408	Brookfield Reinsurance Ltd. Group	00000	98-1737984		0		225 Liberty Property Holdings Ltd.	.CYM	OTH	ANTAC Core CRE LLC	Ownership	35.188	Brookfield Reinsurance Ltd.	NO	
.0408	Brookfield Reinsurance Ltd. Group	00000	98-1737992		0		200 Liberty Property Holdings Ltd.	.CYM	OTH	ANTAC Core CRE LLC	Ownership	34.845	Brookfield Reinsurance Ltd.	NO	
.0408	Brookfield Reinsurance Ltd. Group	00000	98-1737739		0		Lilia Property Holdings Ltd	.CYM	OTH	American National Property and Casualty Company	Ownership	35.105	Brookfield Reinsurance Ltd.	NO	
.0408	Brookfield Reinsurance Ltd. Group	00000	92-2374250		0		1100 Ave of Americas REIT LLC	.DE	OTH	1100 AoA Property Holdings Ltd.	Ownership	50.000	Brookfield Reinsurance Ltd.	NO	
.0408	Brookfield Reinsurance Ltd. Group	00000	93-1651948		0		225 Liberty REIT LLC	.DE	OTH	225 Liberty Property Holdings Ltd.	Ownership	50.000	Brookfield Reinsurance Ltd.	NO	
.0408	Brookfield Reinsurance Ltd. Group	00000	93-1665964		0		200 Liberty REIT LLC	.DE	OTH	200 Liberty Property Holdings Ltd.	Ownership	50.000	Brookfield Reinsurance Ltd.	NO	
.0408	Brookfield Reinsurance Ltd. Group	00000	93-2353813		0		Arches Acquisition Holdco I Inc.	.DE	NIA	American National Insurance Company	Ownership	100.000	Brookfield Reinsurance Ltd.	NO	1
.0408	Brookfield Reinsurance Ltd. Group	00000	93-2393007		0		Arches Acquisition Holdco II Inc.	.DE	NIA	Arches Acquisition Holdco I Inc.	Ownership	100.000	Brookfield Reinsurance Ltd.	NO	1
.0408	Brookfield Reinsurance Ltd. Group	00000	93-2335760		0		Arches Merger Sub Inc.	.IA	NIA	American National Group, LLC	Ownership	100.000	Brookfield Reinsurance Ltd.	NO	1
.0408	Brookfield Reinsurance Ltd. Group	00000			0		South Shore Service Center, LLC	.TX	OTH	Farm Family Casualty Insurance Company	Ownership	100.000	Brookfield Reinsurance Ltd.	NO	1
.0408	Brookfield Reinsurance Ltd. Group	00000	93-3493096		0		Brookfield Securities LLC	.DE	OTH	BAMR US Holdings LLC	Ownership	100.000	Brookfield Reinsurance Ltd.	NO	13
.0408	Brookfield Reinsurance Ltd. Group	00000			0		Ashby Blane 2023-1 LLC	.DE	OTH	Ashby Blane 2023-1 Holdco LLC	Ownership	100.000	Brookfield Reinsurance Ltd.	NO	13
.0408	Brookfield Reinsurance Ltd. Group	00000			0		Ashby Blane 2023-1 Holdco LLC	.DE	NIA	American National Group, LLC	Ownership	66.000	Brookfield Reinsurance Ltd.	NO	1
.0408	Brookfield Reinsurance Ltd. Group	00000			0		Bates Blane 2023-1 Holdco LLC	.DE	NIA	American National Group, LLC	Ownership	66.000	Brookfield Reinsurance Ltd.	NO	1
.0408	Brookfield Reinsurance Ltd. Group	00000			0		Bates Blane 2023-1 LLC	.DE	OTH	Bates Blane 2023-1 Holdco LLC	Ownership	100.000	Brookfield Reinsurance Ltd.	NO	
.0408	Brookfield Reinsurance Ltd. Group	00000			0		Chamberlain Blane 2023-1 LLC	.DE	OTH	Chamberlain Blane 2023-1 Holdco LLC	Ownership	100.000	Brookfield Reinsurance Ltd.	NO	
.0408	Brookfield Reinsurance Ltd. Group	00000			0		Chamberlain Blane 2023-1 Holdco LLC	.DE	NIA	American National Group, LLC	Ownership	66.000	Brookfield Reinsurance Ltd.	NO	1
.0408	Brookfield Reinsurance Ltd. Group	00000			0		Ewing Blane 2023-1 LLC	.DE	OTH	Ewing Blane 2023-1 Holdco LLC	Ownership	100.000	Brookfield Reinsurance Ltd.	NO	
.0408	Brookfield Reinsurance Ltd. Group	00000			0		Ewing Blane 2023-1 Holdco LLC	.DE	NIA	American National Group, LLC	Ownership	74.000	Brookfield Reinsurance Ltd.	NO	1
.0408	Brookfield Reinsurance Ltd. Group	00000	88-1750592		0		BVentures ClinicCo S-B, LLC	.DE	OTH	Chamberlain Blane 2023-1 LLC	Ownership	85.990	Brookfield Reinsurance Ltd.	NO	
.0408	Brookfield Reinsurance Ltd. Group	00000	88-1786620		0		BVentures LeverCo S-B, LLC	.DE	OTH	Chamberlain Blane 2023-1 LLC	Ownership	85.990	Brookfield Reinsurance Ltd.	NO	
.0408	Brookfield Reinsurance Ltd. Group	00000	88-1746432		0		BVentures TruckCo S-C, LLC	.DE	OTH	Chamberlain Blane 2023-1 LLC	Ownership	85.990	Brookfield Reinsurance Ltd.	NO	
.0408	Brookfield Reinsurance Ltd. Group	00000	88-1773069		0		BVentures VTSCO S-D, LLC	.DE	OTH	Chamberlain Blane 2023-1 LLC	Ownership	85.990	Brookfield Reinsurance Ltd.	NO	
.0408	Brookfield Reinsurance Ltd. Group	00000	93-2732031		0		SG BNRE LLC	.DE	OTH	Chamberlain Blane 2023-1 LLC	Ownership	100.000	Brookfield Reinsurance Ltd.	NO	
.0408	Brookfield Reinsurance Ltd. Group				0		BNRE Cdn Holdings I LLC	.CAN	NIA	BAM Re Holdings Ltd.	Ownership	100.000	Brookfield Reinsurance Ltd.	NO	1
.0408	Brookfield Reinsurance Ltd. Group				0		BNRE Holdings I LP	.CAN	NIA	BAM Re Holdings Ltd.	Ownership	100.000	Brookfield Reinsurance Ltd.	NO	1
.0408	Brookfield Reinsurance Ltd. Group		92-3985861		0		Harrell 2023-1, LLC	.DE	OTH	American National Insurance Company	Ownership	76.190	Brookfield Reinsurance Ltd.	NO	3

ANNUAL STATEMENT FOR THE YEAR 2023 OF THE American National County Mutual Insurance Company

SCHEDULE Y

PART 1A - DETAIL OF INSURANCE HOLDING COMPANY SYSTEM

1	2	3	4	5	6	7	8	9	10	11	12	13	14	15	16
Group Code	Group Name	NAIC Company Code	ID Number	Federal RSSD	CIK	Name of Securities Exchange if Publicly Traded (U.S. or International)	Names of Parent, Subsidiaries Or Affiliates	Domi-ciliary Location	Relation-ship to Reporting Entity	Directly Controlled by (Name of Entity/Person)	Type of Control (Ownership, Board, Management, Attorney-in-Fact, Influence, Other)	If Control is Ownership Provide Percentage	Ultimate Controlling Entity(ies)/Person(s)	Is an SCA Filing Re-quired? (Yes/No)	*
.0408	Brookfield Reinsurance Ltd. Group		92-4009671				Isserlis 2023-1, LLC	.DE	OTH	American National Insurance Company	Ownership	.76.190	Brookfield Reinsurance Ltd.	NO	3
.0408	Brookfield Reinsurance Ltd. Group		93-4288766				Johnston 2023-1, LLC	.DE	OTH	American National Insurance Company	Ownership	.76.190	Brookfield Reinsurance Ltd.	NO	3
.0408	Brookfield Reinsurance Ltd. Group						Argo Group International Holdings, Ltd.	.DE	NIA	BNRE Triangle Acquisition Inc.	Ownership	100.000	Brookfield Reinsurance Ltd.	NO	1
.0408	Brookfield Reinsurance Ltd. Group						BREF VI Cayman 2 LP	.CYM	OTH	BAM Re Holdings Ltd.	Management	100.000	Brookfield Reinsurance Ltd.	NO	
.0408	Brookfield Reinsurance Ltd. Group		99-0897384				ANICO REO LLC	.TX	NIA	American National Insurance Company	Ownership	100.000	Brookfield Reinsurance Ltd.	NO	1
.0408	Brookfield Reinsurance Ltd. Group						ANG MIDCO I LLC	.DE	NIA	ANG MIDCO I LLC	Ownership	100.000	Brookfield Reinsurance Ltd.	NO	
.0408	Brookfield Reinsurance Ltd. Group						ANG TOPCO I LLC	.DE	NIA	BAMR US Holdings LLC	Ownership	100.000	Brookfield Reinsurance Ltd.	NO	
.0408	Brookfield Reinsurance Ltd. Group		98-0214719				Argo Group International Holdings, Inc.	.DE	OTH	BNRE Triangle Acquisition Inc.	Ownership	100.000	Brookfield Reinsurance Ltd.	NO	
.0408	Brookfield Reinsurance Ltd. Group	00000	30-6079295		0		PXRE Capital Statutory Trust II	.CT	OTH	Argo Group International Holdings, Inc.	Ownership	100.000	Brookfield Reinsurance Ltd.	NO	
.0408	Brookfield Reinsurance Ltd. Group	00000	30-6078985		0		PXRE Capital Statutory Trust VI	.DE	OTH	Argo Group International Holdings, Inc.	Ownership	100.000	Brookfield Reinsurance Ltd.	NO	
.0408	Brookfield Reinsurance Ltd. Group	00000			0		Ariel Re Property & Casualty	.GBR	OTH	Argo Group International Holdings, Inc.	Ownership	100.000	Brookfield Reinsurance Ltd.	NO	
.0408	Brookfield Reinsurance Ltd. Group	00000			0001436607		Argo Re Ltd.	.BMJ	OTH	Argo Group International Holdings, Inc.	Ownership	100.000	Brookfield Reinsurance Ltd.	NO	
.0408	Brookfield Reinsurance Ltd. Group	00000	98-0214301				PXRE Reinsurance (Barbados), Ltd.	.BRB	OTH	Argo Re Ltd.	Ownership	100.000	Brookfield Reinsurance Ltd.	NO	
.0408	Brookfield Reinsurance Ltd. Group	00000					Argo Re Escritório de Representação no Brasil Ltda.	.BRA	OTH	Argo Re Ltd.	Ownership	100.000	Brookfield Reinsurance Ltd.	NO	
.0408	Brookfield Reinsurance Ltd. Group	00000			0		Argo Insurance Services Bermuda, Ltd.	.BMJ	OTH	Argo Re Ltd.	Ownership	100.000	Brookfield Reinsurance Ltd.	NO	
.0408	Brookfield Reinsurance Ltd. Group	00000			0		Argo Irish Holdings I Ltd.	.BMJ	OTH	Argo Re Ltd.	Ownership	100.000	Brookfield Reinsurance Ltd.	NO	
.0408	Brookfield Reinsurance Ltd. Group	00000			0		Argo Irish Holdings II	.BMJ	OTH	Argo Irish Holdings I Ltd.	Ownership	100.000	Brookfield Reinsurance Ltd.	NO	
.0408	Brookfield Reinsurance Ltd. Group	00000			0		Argo International Holdings Limited	.GBR	OTH	Argo Re Ltd.	Ownership	100.000	Brookfield Reinsurance Ltd.	NO	
.0408	Brookfield Reinsurance Ltd. Group	00000			0		ArgoGlobal Assicurazioni S.p.A.	.ITA	OTH	Argo International Holdings Limited	Ownership	100.000	Brookfield Reinsurance Ltd.	NO	
.0408	Brookfield Reinsurance Ltd. Group	00000			0		Argo Financial Holding (Ireland) UC	.IRL	OTH	Argo Irish Holdings I Ltd.	Ownership	99.900	Brookfield Reinsurance Ltd.	NO	
.0408	Brookfield Reinsurance Ltd. Group	00000			0		Argo Financial Holding (Ireland) UC	.IRL	OTH	Argo Irish Holdings II	Ownership	0.100	Brookfield Reinsurance Ltd.	NO	
.0408	Brookfield Reinsurance Ltd. Group	00000	06-1183996		0		Argo Group US, Inc.	.DE	OTH	Argo Financial Holding (Ireland) UC	Ownership	100.000	Brookfield Reinsurance Ltd.	NO	
.0408	Brookfield Reinsurance Ltd. Group	00000	74-6527228		0001470439		Argonaut Group Statutory Trust	.CT	OTH	Argo Group US, Inc.	Ownership	100.000	Brookfield Reinsurance Ltd.	NO	
.0408	Brookfield Reinsurance Ltd. Group	00000			0		Argonaut Group Statutory Trust III	.DE	OTH	Argo Group US, Inc.	Ownership	100.000	Brookfield Reinsurance Ltd.	NO	
.0408	Brookfield Reinsurance Ltd. Group	00000			0		Argonaut Group Statutory Trust IV	.DE	OTH	Argo Group US, Inc.	Ownership	100.000	Brookfield Reinsurance Ltd.	NO	
.0408	Brookfield Reinsurance Ltd. Group	00000			0		Argonaut Group Statutory Trust V	.DE	OTH	Argo Group US, Inc.	Ownership	100.000	Brookfield Reinsurance Ltd.	NO	
.0408	Brookfield Reinsurance Ltd. Group	00000			0		Argonaut Group Statutory Trust VI	.CT	OTH	Argo Group US, Inc.	Ownership	100.000	Brookfield Reinsurance Ltd.	NO	
.0408	Brookfield Reinsurance Ltd. Group	00000			0		Argonaut Group Statutory Trust VII	.DE	OTH	Argo Group US, Inc.	Ownership	100.000	Brookfield Reinsurance Ltd.	NO	
.0408	Brookfield Reinsurance Ltd. Group	00000			0		Argonaut Group Statutory Trust VIII	.DE	OTH	Argo Group US, Inc.	Ownership	100.000	Brookfield Reinsurance Ltd.	NO	
.0408	Brookfield Reinsurance Ltd. Group	00000			0		Argonaut Group Statutory Trust IX	.DE	OTH	Argo Group US, Inc.	Ownership	100.000	Brookfield Reinsurance Ltd.	NO	
.0408	Brookfield Reinsurance Ltd. Group	00000			0		Argonaut Group Statutory Trust X	.DE	OTH	Argo Group US, Inc.	Ownership	100.000	Brookfield Reinsurance Ltd.	NO	
.0408	Brookfield Reinsurance Ltd. Group	00000	74-2999179		0		Argonaut Management Services, Inc.	.DE	OTH	Argo Group US, Inc.	Ownership	100.000	Brookfield Reinsurance Ltd.	NO	
.0408	Brookfield Reinsurance Ltd. Group	12600	20-1991050		0		ARIS Title Insurance Corporation	.NY	OTH	Argo Group US, Inc.	Ownership	100.000	Brookfield Reinsurance Ltd.	NO	
.0408	Brookfield Reinsurance Ltd. Group	00000	74-2948177		0		Trident Insurance Services, L.L.C.	.TX	OTH	Argo Group US, Inc.	Ownership	100.000	Brookfield Reinsurance Ltd.	NO	
.0408	Brookfield Reinsurance Ltd. Group	00000	04-2442943		0		Alteris Insurance Services, Inc.	.MA	OTH	Argo Group US, Inc.	Ownership	100.000	Brookfield Reinsurance Ltd.	NO	
.0408	Brookfield Reinsurance Ltd. Group	19801	94-1390273		0		Argonaut Insurance Company	.IL	OTH	Argo Group US, Inc.	Ownership	100.000	Brookfield Reinsurance Ltd.	NO	
.0408	Brookfield Reinsurance Ltd. Group	19828	36-2489372		0		Argonaut-Midwest Insurance Company	.IL	OTH	Argonaut Insurance Company	Ownership	100.000	Brookfield Reinsurance Ltd.	NO	
.0408	Brookfield Reinsurance Ltd. Group	19860	37-0301640		0		Argonaut Great Central Insurance Company	.IL	OTH	Argonaut Insurance Company	Ownership	100.000	Brookfield Reinsurance Ltd.	NO	
.0408	Brookfield Reinsurance Ltd. Group	39993	54-1423096		0		Colony Insurance Company	.VA	OTH	Argonaut Insurance Company	Ownership	100.000	Brookfield Reinsurance Ltd.	NO	
.0408	Brookfield Reinsurance Ltd. Group	34118	65-0075940		0		Peleus Insurance Company	.VA	OTH	Colony Insurance Company	Ownership	100.000	Brookfield Reinsurance Ltd.	NO	
.0408	Brookfield Reinsurance Ltd. Group	36927	34-1266871		0		Colony Specialty Insurance Company	.IL	OTH	Colony Insurance Company	Ownership	100.000	Brookfield Reinsurance Ltd.	NO	
.0408	Brookfield Reinsurance Ltd. Group	35505	25-1620138		0		Rockwood Casualty Insurance Company	.PA	OTH	Argo Group US, Inc.	Ownership	100.000	Brookfield Reinsurance Ltd.	NO	
.0408	Brookfield Reinsurance Ltd. Group	10726	23-2904771		0		Somerset Casualty Insurance Company	.PA	OTH	Rockwood Casualty Insurance Company	Ownership	100.000	Brookfield Reinsurance Ltd.	NO	

ANNUAL STATEMENT FOR THE YEAR 2023 OF THE American National County Mutual Insurance Company

Asterisk	Explanation
1	Bruce Flatt and Brian Kingston are also ultimate controlling persons
2	BAM Re Partners Trust owns 100% of the Class B Limited Voting Shares of Brookfield Reinsurance Ltd.
3	Investment Special Purpose Vehicle

ANNUAL STATEMENT FOR THE YEAR 2023 OF THE American National County Mutual Insurance Company

SCHEDULE Y

PART 2 - SUMMARY OF INSURER'S TRANSACTIONS WITH ANY AFFILIATES

1	2	3	4	5	6	7	8	9	10	11	12	13
NAIC Company Code	ID Number	Names of Insurers and Parent, Subsidiaries or Affiliates	Shareholder Dividends	Capital Contributions	Purchases, Sales or Exchanges of Loans, Securities, Real Estate, Mortgage Loans or Other Investments	Income/ (Disbursements) Incurred in Connection with Guarantees or Undertakings for the Benefit of any Affiliate(s)	Management Agreements and Service Contracts	Income/ (Disbursements) Incurred Under Reinsurance Agreements	*	Any Other Material Activity Not in the Ordinary Course of the Insurer's Business	Totals	Reinsurance Recoverable/ (Payable) on Losses and/or Reserve Credit Taken/(Liability)
60739	74-0484030	American National Insurance Company	(3,154,087,264)	623,622,097	(2,078,947,500)	(180,453,229)	173,692,000	2,033,676,000		3,508,151	(2,578,989,745)	(12,092,335,000)
71773	75-1016594	American National Life Insurance Company of Texas			(1,888,352)		(10,731,000)				(12,619,352)	513,000
86355	73-0994234	Standard Life and Accident Insurance Company	(278,800,000)	20,000,000		(58,104)	(10,172,000)				(269,030,104)	
63657	22-1700753	Garden State Life Insurance Company	(76,000,000)		(1,888,352)		(3,135,000)				(81,023,352)	267,000
63126	14-1400831	American National Life Insurance Company of New York		57,870,043	(78,724,547)	(300,100)	(23,513,000)	(1,992,000)		(3,508,151)	(50,167,755)	1,628,000
00000	98-1672376	Freestone Reinsurance, Ltd					1,489,000	(1,982,265,000)			(1,980,776,000)	11,921,947,000
28401	43-1010895	American National Property and Casualty Company			(160,627,526)	(209,903)	(37,263,000)	(28,321,000)			(226,421,429)	70,705,000
39942	43-1223793	American National General Insurance Company					(17,640,000)	4,152,000			(13,488,000)	12,979,000
29319	43-0617723	American National County Mutual Insurance Company					(685,000)	(10,894,000)			(11,579,000)	31,121,000
10043	75-2551212	American National Lloyds Insurance Company					(10,874,000)	(14,356,000)			(25,230,000)	53,175,000
13803	14-1415410	Farm Family Casualty Insurance Company	(57,870,043)	(60,682,912)	(57,242,741)		(35,441,000)		*		(211,236,696)	(62,668,000)
29963	14-1709872	United Farm Family Insurance Company				(65,433)	(23,066,000)		*		(23,131,433)	62,668,000
00000	98-1737422	Family Core Holdings, Ltd		60,682,912	(60,682,912)		115,000				115,000	
00000	76-0178253	South Shore Harbour Development, LLC					(12,000)				(12,000)	
00000		Primary Wave					4,239,000				4,239,000	
00000		BST Holdings, LLC					110,000				110,000	
00000		Blane Group					8,043,000				8,043,000	
00000	74-0457938	ANTAC, LLC			(51,517,370)		(308,000)				(51,825,370)	
00000	76-0554942	ANDV97, LLC										
00000	76-0620853	ANIND TX, LLC					(129,000)				(129,000)	
00000	20-5822860	ANREINV										
00000	45-5303462	ANICO Eagle, LLC					(24,000)				(24,000)	
00000	20-1134768	ANH20, Inc.										
00000	85-9332827	ANCAN Investments Inc.										
00000	76-0178253	South Shore Harbour Development, LLC					(484,000)				(484,000)	
00000	30-1221711	American National Group, Inc.					(3,587,000)				(3,587,000)	
00000	43-1071580	American National Insurance Service Company					(912,000)				(912,000)	
00000	87-3278551	ANH Investments, LLC	1,302,000,000				(8,504,000)				1,293,496,000	
00000	74-2894432	Alternative Benefit Management Inc.				(3,514)	(10,534,000)				(10,537,514)	
00000	88-4277274	American National Insurance Holdings, Inc					(4,291,000)				1,147,623,264	
00000	76-0356539	American National Administrators, Inc.	(500,000)				(7,724,000)				(8,224,000)	
00000	27-3841963	American National Registered Investment Advisor					(5,000)				(5,000)	
00000	45-2475493	ANICO Financial Services, Inc.					120,000				120,000	
00000	20-0610755	Standard Plus, Inc.					(89,000)				(89,000)	
00000	93-2850635	American National Group Services, LLC										

ANNUAL STATEMENT FOR THE YEAR 2023 OF THE American National County Mutual Insurance Company

SCHEDULE Y

PART 2 - SUMMARY OF INSURER'S TRANSACTIONS WITH ANY AFFILIATES

1	2	3	4	5	6	7	8	9	10	11	12	13
NAIC Company Code	ID Number	Names of Insurers and Parent, Subsidiaries or Affiliates	Shareholder Dividends	Capital Contributions	Purchases, Sales or Exchanges of Loans, Securities, Real Estate, Mortgage Loans or Other Investments	Income/ (Disbursements) Incurred in Connection with Guarantees or Undertakings for the Benefit of any Affiliate(s)	Management Agreements and Service Contracts	Income/ (Disbursements) Incurred Under Reinsurance Agreements	*	Any Other Material Activity Not in the Ordinary Course of the Insurer's Business	Totals	Reinsurance Recoverable/ (Payable) on Losses and/or Reserve Credit Taken/(Liability)
00000		1100 AoA Liberty Equity Position via JV ..			67,713,322						67,713,322	
00000		200 Liberty JV ..			69,582,255						69,582,255	
00000		225 Liberty Equity position via JV ..			65,871,993						65,871,993	
00000		ANTAC ST Collateral Loan ..			238,725,520	12,991,208					251,716,728	
00000		ARCHIMEDES ..			(3,594,126)	3,172,787	678,000				256,661	
00000		ARGERICH HOLDINGS 2022-1, LLC ..			(1,820,000)						(1,820,000)	
00000		Ashby Blane ..			509,803,307	2,784,683					512,587,990	
00000		ATREIDES LETO HOLDCO 2022-1, LTD. ..			(11,813,730)	347,028	20,920,000				9,453,298	
00000		Atreides Leto Holdco 2023-1, Ltd. ..			6,288,236	1,378					6,289,614	
00000		ATREIDES PAUL HOLDCO 2022-1, LTD. ..			2,612,000	54,446					2,666,446	
00000		Bach F1 2022-1, LLC ..			14,023,739	3,658,591					17,682,330	
00000		BATES BLANE HOLDCO 2023-1 ..			562,196,061	3,070,866					565,266,927	
00000		Bay Adelaide Property Holdings Inc ..			35,083,895						35,083,895	
00000		BFPL Calgary Property Holdings Inc.			34,997,510						34,997,510	
00000		BFPL Toronto Property Holdings Inc ..			35,083,895						35,083,895	
00000		BID III- 2022 Ceres Note LIssuer ..				773,051	206,000				979,051	
00000		BID III Note Issuer - 2022 Europa Note I ..				521,418					521,418	
00000		BID III Note Issuer - 2022 Ganymede Note ..				836,920					836,920	
00000		BID III Note Issuer - 2022 Titan Note Is ..				773,051					773,051	
00000		BID III Notes ..				386,525					386,525	
00000		Boccherini F2 2022-1, LLC ..			14,998,794	6,108,697					21,107,491	
00000		BOOLE ..			(8,848,844)	3,047,302					(5,801,542)	
00000		Brahms PP 2022-1, LLC ..			52,968,300	838,833					53,807,133	
00000		BREF VI Cayman 2 LP ..			9,288,025						9,288,025	
00000		BREF VI LP ..			80,014,795						80,014,795	
00000	98-1684989	Bylsma 2022-1, Ltd.			10,203,121	16,300,125					26,503,246	
00000		CANTOR ..			(7,319,286)	3,123,550					(4,195,736)	
00000	98-1685005	Casals 2022-1, Ltd.			26,152,052	17,329,736					43,481,788	
00000		Chamberlain Blane 2023-1 ..			285,768,318	1,552,959					287,321,277	
00000		Duke Securitization ..			10,430,069	891,593	109,000				11,430,662	
00000	98-1685038	Dupre 2022-1, Ltd.			36,037,903	21,934,004	(598,000)				57,373,907	
00000		Ewing Blane 2023-1 ..			29,364,468	170,580					29,535,048	
00000		Grace Building Class A - Equity position ..			40,246,459	1,393,021					41,639,480	
00000		Ground lease internal securitization ..			49,218,870	91,573					49,310,443	
00000		HARRELL 2023-1, LLC ..			41,016,383	250,221					41,266,604	
00000		ISSERLIS 2023-1 LLC ..			30,981,128	189,001					31,170,129	
00000		JOHNSTON 2023-1 LLC ..			13,943,839	85,064					14,028,903	
00000		Lilia Property Holdings Limited ..			35,000,000						35,000,000	
00000		NER - RESIDUAL EQUITY 2 ..			(15,704,757)	450,278					(15,254,479)	
00000		NER - RESIDUAL EQUITY 3 ..			(16,807,198)	692,760					(16,114,438)	
00000		One Liberty Plaza Property Holdings ..			45,000,000						45,000,000	
00000		PW Publishing Partners, LLC ..			104,812,984	7,558,577					112,371,561	
00000	88-3971831	TX GALILEO LLC ..		65,092,296		11,554,648					76,646,944	
00000	88-3904685	TX HOOKE LLC ..		74,377,113		12,965,688					87,342,801	

ANNUAL STATEMENT FOR THE YEAR 2023 OF THE American National County Mutual Insurance Company

SCHEDULE Y

PART 2 - SUMMARY OF INSURER'S TRANSACTIONS WITH ANY AFFILIATES

1	2	3	4	5	6	7	8	9	10	11	12	13
NAIC Company Code	ID Number	Names of Insurers and Parent, Subsidiaries or Affiliates	Shareholder Dividends	Capital Contributions	Purchases, Sales or Exchanges of Loans, Securities, Real Estate, Mortgage Loans or Other Investments	Income/ (Disbursements) Incurred in Connection with Guarantees or Undertakings for the Benefit of any Affiliate(s)	Management Agreements and Service Contracts	Income/ (Disbursements) Incurred Under Reinsurance Agreements	*	Any Other Material Activity Not in the Ordinary Course of the Insurer's Business	Totals	Reinsurance Recoverable/ (Payable) on Losses and/or Reserve Credit Taken/(Liability)
.....00000	88-3957208	TX KEPLER LLC		65,928,309		11,730,835					77,659,144	
.....00000	88-3921297	TX LEIBNIZ LLC		58,599,094		12,689,600					71,288,694	
.....00000	88-3871687	TX NEWTON LLC		85,681,496		11,192,149					96,873,645	
.....00000	88-3889808	TX WREN LLC		62,172,595		9,577,537					71,750,132	
9999999	Control Totals								XXX			

Farm Family Casualty Insurance Company and United Farm Family Insurance Company are parties to a Pooling Agreement. Farm Family Casualty Insurance Company retains 98% of the pooled business and United Farm Family Insurance Company retains 2% of the pooled business.

ANNUAL STATEMENT FOR THE YEAR 2023 OF THE American National County Mutual Insurance Company

SCHEDULE Y

PART 3 - ULTIMATE CONTROLLING PARTY AND LISTING OF OTHER U.S. INSURANCE GROUPS OR ENTITIES UNDER THAT ULTIMATE CONTROLLING PARTY'S CONTROL

1 Insurers in Holding Company	2 Owners with Greater Than 10% Ownership	3 Ownership Percentage Column 2 of Column 1	4 Granted Disclaimer of Control/ Affiliation of Column 2 Over Column 1 (Yes/No)	5 Ultimate Controlling Party	6 U.S. Insurance Groups or Entities Controlled by Column 5	7 Ownership Percentage (Column 5 of Column 6)	8 Granted Disclaimer of Control/ Affiliation of Column 5 Over Column 6 (Yes/No)
American National Insurance Company	American National Group, LLC	100.000	NO	Brookfield Reinsurance Ltd.	Brookfield Asset Mgmt Reins Partners Ltd Grp.	100.000	NO
American National Life Insurance Company of Texas ..	American National Insurance Holdings, Inc.	100.000	NO	Brookfield Reinsurance Ltd.	Brookfield Asset Mgmt Reins Partners Ltd Grp.	100.000	NO
Garden State Life Insurance Company	American National Insurance Holdings, Inc.	100.000	NO	Brookfield Reinsurance Ltd.	Brookfield Asset Mgmt Reins Partners Ltd Grp.	100.000	NO
American National Life Insurance Company of New York	American National Insurance Holdings, Inc.	100.000	NO	Brookfield Reinsurance Ltd.	Brookfield Asset Mgmt Reins Partners Ltd Grp.	100.000	NO
Farm Family Casualty Insurance Company	American National Insurance Holdings, Inc.	100.000	NO	Brookfield Reinsurance Ltd.	Brookfield Asset Mgmt Reins Partners Ltd Grp.	100.000	NO
United Farm Family Insurance Company	American National Insurance Holdings, Inc.	100.000	NO	Brookfield Reinsurance Ltd.	Brookfield Asset Mgmt Reins Partners Ltd Grp.	100.000	NO
American National Property and Casualty Company	American National Insurance Holdings, Inc.	100.000	NO	Brookfield Reinsurance Ltd.	Brookfield Asset Mgmt Reins Partners Ltd Grp.	100.000	NO
American National General Insurance Company	American National Property and Casualty Company	100.000	NO	Brookfield Reinsurance Ltd.	Brookfield Asset Mgmt Reins Partners Ltd Grp.	100.000	NO
American National County Mutual Insurance Company ..	N/A	0.000	NO	Brookfield Reinsurance Ltd.	Brookfield Asset Mgmt Reins Partners Ltd Grp.	0.000	NO
American National Lloyds Insurance Company	N/A	0.000	NO	Brookfield Reinsurance Ltd.	Brookfield Asset Mgmt Reins Partners Ltd Grp.	0.000	NO
Argonaut Insurance Company	Argo Group US, Inc.	100.000	NO	Brookfield Reinsurance Ltd.	Brookfield Asset Mgmt Reins Partners Ltd Grp.	100.000	NO
Argonaut-Midwest Insurance Company	Argonaut Insurance Company	100.000	NO	Brookfield Reinsurance Ltd.	Brookfield Asset Mgmt Reins Partners Ltd Grp.	100.000	NO
Argonaut Great Central Insurance Company	Argonaut Insurance Company	100.000	NO	Brookfield Reinsurance Ltd.	Brookfield Asset Mgmt Reins Partners Ltd Grp.	100.000	NO
Colony Insurance Company	Argonaut Insurance Company	100.000	NO	Brookfield Reinsurance Ltd.	Brookfield Asset Mgmt Reins Partners Ltd Grp.	100.000	NO
Colony Specialty Insurance Company	Colony Insurance Company	100.000	NO	Brookfield Reinsurance Ltd.	Brookfield Asset Mgmt Reins Partners Ltd Grp.	100.000	NO
Peleus Insurance Company	Colony Insurance Company	100.000	NO	Brookfield Reinsurance Ltd.	Brookfield Asset Mgmt Reins Partners Ltd Grp.	100.000	NO
Rockwood Casualty Insurance Company	Argo Group US, Inc.	100.000	NO	Brookfield Reinsurance Ltd.	Brookfield Asset Mgmt Reins Partners Ltd Grp.	100.000	NO
Somerset Casualty Insurance Company	Rockwood Casualty Insurance Company	100.000	NO	Brookfield Reinsurance Ltd.	Brookfield Asset Mgmt Reins Partners Ltd Grp.	100.000	NO
ARIS Title Insurance Corporation	Argo Group US, Inc.	100.000	NO	Brookfield Reinsurance Ltd.	Brookfield Asset Mgmt Reins Partners Ltd Grp.	100.000	NO

ANNUAL STATEMENT FOR THE YEAR 2023 OF THE American National County Mutual Insurance Company
SUPPLEMENTAL EXHIBITS AND SCHEDULES INTERROGATORIES

REQUIRED FILINGS

The following supplemental reports are required to be filed as part of your statement filing unless specifically waived by the domiciliary state. However, in the event that your domiciliary state waives the filing requirement, your response of **WAIVED** to the specific interrogatory will be accepted in lieu of filing a "NONE" report and a bar code will be printed below. If the supplement is required of your company but is not being filed for whatever reason enter **SEE EXPLANATION** and provide an explanation following the interrogatory questions.

MARCH FILING

- | | Responses |
|--|-----------|
| 1. Will an actuarial opinion be filed by March 1? | YES |
| 2. Will the Supplemental Compensation Exhibit be filed with the state of domicile by March 1? | YES |
| 3. Will the confidential Risk-based Capital Report be filed with the NAIC by March 1?..... | YES |
| 4. Will the confidential Risk-based Capital Report be filed with the state of domicile, if required by March 1?..... | YES |

APRIL FILING

- | | |
|--|-----|
| 5. Will the Insurance Expense Exhibit be filed with the state of domicile and the NAIC by April 1? | YES |
| 6. Will Management's Discussion and Analysis be filed by April 1? | YES |
| 7. Will the Supplemental Investment Risk Interrogatories be filed by April 1? | YES |

MAY FILING

- | | |
|--|-----|
| 8. Will this company be included in a combined annual statement which is filed with the NAIC by May 1? | YES |
|--|-----|

JUNE FILING

- | | |
|--|-----|
| 9. Will an audited financial report be filed by June 1? | YES |
| 10. Will Accountant's Letter of Qualifications be filed with the state of domicile and electronically with the NAIC by June 1? | YES |

SUPPLEMENTAL FILINGS

The following supplemental reports are required to be filed as part of your annual statement filing **if your company is engaged in the type of business covered by the supplement. However, in the event that your company does not transact the type of business for which the special report must be filed, your response of NO to the specific interrogatory will be accepted in lieu of filing a "NONE" report and a bar code will be printed below.** If the supplement is required of your company but is not being filed for whatever reason enter **SEE EXPLANATION** and provide an explanation following the interrogatory questions.

MARCH FILING

- | | |
|--|-----|
| 11. Will Schedule SIS (Stockholder Information Supplement) be filed with the state of domicile by March 1? | NO |
| 12. Will the Financial Guaranty Insurance Exhibit be filed by March 1?..... | NO |
| 13. Will the Medicare Supplement Insurance Experience Exhibit be filed with the state of domicile and the NAIC by March 1?..... | NO |
| 14. Will Supplement A to Schedule T (Medical Professional Liability Supplement) be filed by March 1? | NO |
| 15. Will the Trusteed Surplus Statement be filed with the state of domicile and the NAIC by March 1? | NO |
| 16. Will the Premiums Attributed to Protected Cells Exhibit be filed by March 1? | NO |
| 17. Will the Reinsurance Summary Supplemental Filing for General Interrogatory 9 be filed with the state of domicile and the NAIC by March 1? ... | NO |
| 18. Will the Medicare Part D Coverage Supplement be filed with the state of domicile and the NAIC by March 1?..... | NO |
| 19. Will the confidential Actuarial Opinion Summary be filed with the state of domicile, if required, by March 15 (or the date otherwise specified)?.. | YES |
| 20. Will the Reinsurance Attestation Supplement be filed with the state of domicile and the NAIC by March 1? | YES |
| 21. Will the Exceptions to the Reinsurance Attestation Supplement be filed with the state of domicile by March 1? | NO |
| 22. Will the Bail Bond Supplement be filed with the state of domicile and the NAIC by March 1? | NO |
| 23. Will the Director and Officer Insurance Coverage Supplement be filed with the state of domicile and the NAIC by March 1? | NO |
| 24. Will an approval from the reporting entity's state of domicile for relief related to the five-year rotation requirement for lead audit partner be filed electronically with the NAIC by March 1? | NO |
| 25. Will an approval from the reporting entity's state of domicile for relief related to the one-year cooling off period for independent CPA be filed electronically with the NAIC by March 1? | NO |
| 26. Will an approval from the reporting entity's state of domicile for relief related to the Requirements for Audit Committees be filed electronically with the NAIC by March 1?..... | NO |
| 27. Will the Supplemental Schedule for Reinsurance Counterparty Reporting Exception - Asbestos and Pollution Contracts be filed with the state of domicile and the NAIC by March 1?..... | NO |
| 28. Will the Exhibit of Other Liabilities by Lines of Business be filed with the state of domicile and the NAIC by March 1?..... | NO |
| 29. Will the Market Conduct Annual Statement (MCAS) Premium Exhibit for Year be filed with appropriate jurisdictions and with the NAIC by March 1?..... | YES |

APRIL FILING

- | | |
|--|-----|
| 30. Will the Credit Insurance Experience Exhibit be filed with the state of domicile and the NAIC by April 1? | YES |
| 31. Will the Long-term Care Experience Reporting Forms be filed with the state of domicile and the NAIC by April 1? | NO |
| 32. Will the Accident and Health Policy Experience Exhibit be filed by April 1? | NO |
| 33. Will the Supplemental Health Care Exhibit (Parts 1 and 2) be filed with the state of domicile and the NAIC by April 1? | NO |
| 34. Will the Cybersecurity and Identity Theft Insurance Coverage Supplement be filed with the state of domicile and the NAIC by April 1? | NO |
| 35. Will the Life, Health & Annuity Guaranty Association Assessable Premium Exhibit - Parts 1 and 2 be filed with the state of domicile and the NAIC by April 1? | NO |
| 36. Will the Private Flood Insurance Supplement be filed with the state of domicile and the NAIC by April 1? | NO |
| 37. Will the Mortgage Guaranty Insurance Exhibit be filed with the state of domicile and the NAIC by April 1? | NO |

AUGUST FILING

- | | |
|--|-----|
| 38. Will Management's Report of Internal Control Over Financial Reporting be filed with the state of domicile by August 1? | YES |
|--|-----|

Explanations:

- 11.
- 12.
- 13.
- 14.
- 15.
- 16.
- 17.
- 18.
- 21.
- 22.
- 23.
- 24.
- 25.
- 26.
- 27.
- 28.
- 31.
- 32.
- 33.
- 34.
- 35.
- 36.
- 37.

Bar Codes:

11. SIS Stockholder Information Supplement [Document Identifier 420]



12. Financial Guaranty Insurance Exhibit [Document Identifier 240]



13. Medicare Supplement Insurance Experience Exhibit [Document Identifier 360]



14. Supplement A to Schedule T [Document Identifier 455]



15. Trusteed Surplus Statement [Document Identifier 490]



16. Premiums Attributed to Protected Cells Exhibit [Document Identifier 385]



SUPPLEMENTAL EXHIBITS AND SCHEDULES INTERROGATORIES

17. Reinsurance Summary Supplemental Filing [Document Identifier 401]



18. Medicare Part D Coverage Supplement [Document Identifier 365]



21. Exceptions to the Reinsurance Attestation Supplement [Document Identifier 400]



22. Bail Bond Supplement [Document Identifier 500]



23. Director and Officer Insurance Coverage Supplement [Document Identifier 505]



24. Relief from the five-year rotation requirement for lead audit partner [Document Identifier 224]



25. Relief from the one-year cooling off period for independent CPA [Document Identifier 225]



26. Relief from the Requirements for Audit Committees [Document Identifier 226]



27. Reinsurance Counterparty Reporting Exception – Asbestos and Pollution Contracts [Document Identifier 555]



28. Exhibit of Other Liabilities by Lines of Business [Document Identifier 570]



31. Long-Term Care Experience Reporting Forms [Document Identifier 306]



32. Accident and Health Policy Experience Exhibit [Document Identifier 210]



33. Supplemental Health Care Exhibit (Parts 1 and 2) [Document Identifier 216]



34. Cybersecurity and Identity Theft Insurance Coverage Supplement [Document Identifier 550]



35. Life, Health & Annuity Guaranty Association Assessable Premium Exhibit - Parts 1 and 2 [Document Identifier 290]



36. Private Flood Insurance Supplement [Document Identifier 560]



37. Will the Mortgage Guaranty Insurance Exhibit [Document Identifier 565]



NONE

ANNUAL STATEMENT FOR THE YEAR 2023 OF THE American National County Mutual Insurance Company

SUMMARY INVESTMENT SCHEDULE

Investment Categories	Gross Investment Holdings		Admitted Assets as Reported in the Annual Statement			
	1 Amount	2 Percentage of Column 1 Line 13	3 Amount	4 Securities Lending Reinvested Collateral Amount	5 Total (Col. 3 + 4) Amount	6 Percentage of Column 5 Line 13
1. Long-Term Bonds (Schedule D, Part 1):						
1.01 U.S. governments	49,482	0.513	49,482		49,482	0.513
1.02 All other governments		0.000				0.000
1.03 U.S. states, territories and possessions, etc. guaranteed	204,395	2.118	204,395		204,395	2.118
1.04 U.S. political subdivisions of states, territories, and possessions, guaranteed	4,331,924	44.893	4,331,923		4,331,923	44.893
1.05 U.S. special revenue and special assessment obligations, etc. non-guaranteed		0.000				0.000
1.06 Industrial and miscellaneous		0.000				0.000
1.07 Hybrid securities		0.000				0.000
1.08 Parent, subsidiaries and affiliates		0.000				0.000
1.09 SVO identified funds		0.000				0.000
1.10 Unaffiliated bank loans		0.000				0.000
1.11 Unaffiliated certificates of deposit		0.000				0.000
1.12 Total long-term bonds	4,585,801	47.524	4,585,800		4,585,800	47.524
2. Preferred stocks (Schedule D, Part 2, Section 1):						
2.01 Industrial and miscellaneous (Unaffiliated)		0.000				0.000
2.02 Parent, subsidiaries and affiliates		0.000				0.000
2.03 Total preferred stocks		0.000				0.000
3. Common stocks (Schedule D, Part 2, Section 2):						
3.01 Industrial and miscellaneous Publicly traded (Unaffiliated)		0.000				0.000
3.02 Industrial and miscellaneous Other (Unaffiliated)		0.000				0.000
3.03 Parent, subsidiaries and affiliates Publicly traded		0.000				0.000
3.04 Parent, subsidiaries and affiliates Other		0.000				0.000
3.05 Mutual funds		0.000				0.000
3.06 Unit investment trusts		0.000				0.000
3.07 Closed-end funds		0.000				0.000
3.08 Exchange traded funds		0.000				0.000
3.09 Total common stocks		0.000				0.000
4. Mortgage loans (Schedule B):						
4.01 Farm mortgages		0.000				0.000
4.02 Residential mortgages		0.000				0.000
4.03 Commercial mortgages		0.000				0.000
4.04 Mezzanine real estate loans		0.000				0.000
4.05 Total valuation allowance		0.000				0.000
4.06 Total mortgage loans		0.000				0.000
5. Real estate (Schedule A):						
5.01 Properties occupied by company		0.000				0.000
5.02 Properties held for production of income		0.000				0.000
5.03 Properties held for sale		0.000				0.000
5.04 Total real estate		0.000				0.000
6. Cash, cash equivalents and short-term investments:						
6.01 Cash (Schedule E, Part 1)	1,360,614	14.101	1,360,614		1,360,614	14.101
6.02 Cash equivalents (Schedule E, Part 2)	3,702,947	38.375	3,702,947		3,702,947	38.375
6.03 Short-term investments (Schedule DA)		0.000				0.000
6.04 Total cash, cash equivalents and short-term investments	5,063,561	52.476	5,063,561		5,063,561	52.476
7. Contract loans		0.000				0.000
8. Derivatives (Schedule DB)		0.000				0.000
9. Other invested assets (Schedule BA)		0.000				0.000
10. Receivables for securities		0.000				0.000
11. Securities Lending (Schedule DL, Part 1).....		0.000		XXX	XXX	XXX
12. Other invested assets (Page 2, Line 11)		0.000				0.000
13. Total invested assets	9,649,362	100.000	9,649,361		9,649,361	100.000

SCHEDULE A - VERIFICATION BETWEEN YEARS

Real Estate

1. Book/adjusted carrying value, December 31 of prior year
2. Cost of acquired:
 - 2.1 Actual cost at time of acquisition (Part 2, Column 6)
 - 2.2 Additional investment made after acquisition (Part 2, Column 9)
3. Current year change in encumbrances:
 - 3.1 Totals, Part 1, Column 13
 - 3.2 Totals, Part 3, Column 11
4. Total gain (loss) on disposals, Part 3, Column 18
5. Deduct amounts received on disposals, Part 3, Column 15
6. Total foreign exchange change in book/adjusted carrying value:
 - 6.1 Totals, Part 1, Column 15
 - 6.2 Totals, Part 3, Column 13
7. Deduct current year's other than temporary impairment recognized:
 - 7.1 Totals, Part 1, Column 12
 - 7.2 Totals, Part 3, Column 10
8. Deduct current year's depreciation:
 - 8.1 Totals, Part 1, Column 11
 - 8.2 Totals, Part 3, Column 9
9. Book/adjusted carrying value at the end of current period (Lines 1+2+3+4-5+6-7-8)
10. Deduct total nonadmitted amounts
11. Statement value at end of current period (Line 9 minus Line 10)

NONE

SCHEDULE B - VERIFICATION BETWEEN YEARS

Mortgage Loans

1. Book value/recorded investment excluding accrued interest, December 31 of prior year
2. Cost of acquired:
 - 2.1 Actual cost at time of acquisition (Part 2, Column 7)
 - 2.2 Additional investment made after acquisition (Part 2, Column 8)
3. Capitalized deferred interest and other:
 - 3.1 Totals, Part 1, Column 12
 - 3.2 Totals, Part 3, Column 11
4. Accrual of discount
5. Unrealized valuation increase/(decrease):
 - 5.1 Totals, Part 1, Column 9
 - 5.2 Totals, Part 3, Column 8
6. Total gain (loss) on disposals, Part 3, Column 18
7. Deduct amounts received on disposals, Part 3, Column 15
8. Deduct amortization of premium and mortgage interest points and commitment fees
9. Total foreign exchange change in book value/recorded investment excluding accrued interest:
 - 9.1 Totals, Part 1, Column 13
 - 9.2 Totals, Part 3, Column 13
10. Deduct current year's other than temporary impairment recognized:
 - 10.1 Totals, Part 1, Column 11
 - 10.2 Totals, Part 3, Column 10
11. Book value/recorded investment excluding accrued interest at end of current period (Lines 1+2+3+4+5+6-7-8+9-10)
12. Total valuation allowance
13. Subtotal (Line 11 plus 12)
14. Deduct total nonadmitted amounts
15. Statement value of mortgages owned at end of current period (Line 13 minus Line 14)

NONE

ANNUAL STATEMENT FOR THE YEAR 2023 OF THE American National County Mutual Insurance Company

SCHEDULE BA - VERIFICATION BETWEEN YEARS

Other Long-Term Invested Assets

1.	Book/adjusted carrying value, December 31 of prior year	
2.	Cost of acquired:	
	2.1 Actual cost at time of acquisition (Part 2, Column 8)	
	2.2 Additional investment made after acquisition (Part 2, Column 9)	
3.	Capitalized deferred interest and other:	
	3.1 Totals, Part 1, Column 16	
	3.2 Totals, Part 3, Column 12	
4.	Accrual of discount	
5.	Unrealized valuation increase/(decrease):	
	5.1 Totals, Part 1, Column 13	
	5.2 Totals, Part 3, Column 9	
6.	Total gain (loss) on disposals, Part 3, Column 19	
7.	Deduct amounts received on disposals, Part 3, Column 16	
8.	Deduct amortization of premium and depreciation	
9.	Total foreign exchange change in book/adjusted carrying value:	
	9.1 Totals, Part 1, Column 17	
	9.2 Totals, Part 3, Column 14	
10.	Deduct current year's other than temporary impairment recognized:	
	10.1 Totals, Part 1, Column 15	
	10.2 Totals, Part 3, Column 11	
11.	Book/adjusted carrying value at end of current period (Lines 1+2+3+4+5+6-7-8+9-10)	
12.	Deduct total nonadmitted amounts	
13.	Statement value at end of current period (Line 11 minus Line 12)	

NONE

SCHEDULE D - VERIFICATION BETWEEN YEARS

Bonds and Stocks

1.	Book/adjusted carrying value, December 31 of prior year	5,430,384
2.	Cost of bonds and stocks acquired, Part 3, Column 7	48,557
3.	Accrual of discount	205
4.	Unrealized valuation increase/(decrease):	
	4.1. Part 1, Column 12	820
	4.2. Part 2, Section 1, Column 15	
	4.3. Part 2, Section 2, Column 13	
	4.4. Part 4, Column 11	820
5.	Total gain (loss) on disposals, Part 4, Column 19	
6.	Deduction consideration for bonds and stocks disposed of, Part 4, Column 7	800,000
7.	Deduct amortization of premium	94,166
8.	Total foreign exchange change in book/adjusted carrying value:	
	8.1. Part 1, Column 15	
	8.2. Part 2, Section 1, Column 19	
	8.3. Part 2, Section 2, Column 16	
	8.4. Part 4, Column 15	
9.	Deduct current year's other than temporary impairment recognized:	
	9.1. Part 1, Column 14	
	9.2. Part 2, Section 1, Column 17	
	9.3. Part 2, Section 2, Column 14	
	9.4. Part 4, Column 13	
10.	Total investment income recognized as a result of prepayment penalties and/or acceleration fees, Note 5Q, Line 2	
11.	Book/adjusted carrying value at end of current period (Lines 1+2+3+4+5-6-7+8-9+10)	4,585,800
12.	Deduct total nonadmitted amounts	
13.	Statement value at end of current period (Line 11 minus Line 12)	4,585,800

ANNUAL STATEMENT FOR THE YEAR 2023 OF THE American National County Mutual Insurance Company

SCHEDULE D - SUMMARY BY COUNTRY

Long-Term Bonds and Stocks OWNED December 31 of Current Year

Description		1 Book/Adjusted Carrying Value	2 Fair Value	3 Actual Cost	4 Par Value of Bonds
BONDS					
Governments (Including all obligations guaranteed by governments)	1. United States	49,482	49,906	49,375	50,000
	2. Canada				
	3. Other Countries				
	4. Totals	49,482	49,906	49,375	50,000
U.S. States, Territories and Possessions (Direct and guaranteed)	5. Totals	204,395	203,133	248,276	200,000
U.S. Political Subdivisions of States, Territories and Possessions (Direct and guaranteed)	6. Totals	4,331,924	4,298,724	4,966,814	4,245,000
U.S. Special Revenue and Special Assessment Obligations and all Non- Guaranteed Obligations of Agencies and Authorities of Governments and their Political Subdivisions	7. Totals				
Industrial and Miscellaneous, SVO Identified Funds, Unaffiliated Bank Loans, Unaffiliated Certificates of Deposit and Hybrid Securities (unaffiliated)	8. United States				
	9. Canada				
	10. Other Countries				
	11. Totals				
Parent, Subsidiaries and Affiliates	12. Totals				
	13. Total Bonds	4,585,801	4,551,763	5,264,465	4,495,000
PREFERRED STOCKS					
Industrial and Miscellaneous (unaffiliated)	14. United States				
	15. Canada				
	16. Other Countries				
	17. Totals				
Parent, Subsidiaries and Affiliates	18. Totals				
	19. Total Preferred Stocks				
COMMON STOCKS					
Industrial and Miscellaneous (unaffiliated), Mutual Funds, Unit Investment Trusts, Closed-End Funds and Exchange Traded Funds	20. United States				
	21. Canada				
	22. Other Countries				
	23. Totals				
Parent, Subsidiaries and Affiliates	24. Totals				
	25. Total Common Stocks				
	26. Total Stocks				
	27. Total Bonds and Stocks	4,585,801	4,551,763	5,264,465	

ANNUAL STATEMENT FOR THE YEAR 2023 OF THE American National County Mutual Insurance Company

SCHEDULE D - PART 1A - SECTION 1

Quality and Maturity Distribution of All Bonds Owned December 31, at Book/Adjusted Carrying Values by Major Types of Issues and NAIC Designations

NAIC Designation	1 1 Year or Less	2 Over 1 Year Through 5 Years	3 Over 5 Years Through 10 Years	4 Over 10 Years Through 20 Years	5 Over 20 Years	6 No Maturity Date	7 Total Current Year	8 Col. 7 as a % of Line 12.7	9 Total from Col. 7 Prior Year	10 % From Col. 8 Prior Year	11 Total Publicly Traded	12 Total Privately Placed (a)
1. U.S. Governments												
1.1 NAIC 1		49,482				XXX	49,482	1.1	49,988	0.9	49,482	
1.2 NAIC 2						XXX						
1.3 NAIC 3						XXX						
1.4 NAIC 4						XXX						
1.5 NAIC 5						XXX						
1.6 NAIC 6						XXX						
1.7 Totals		49,482				XXX	49,482	1.1	49,988	0.9	49,482	
2. All Other Governments												
2.1 NAIC 1						XXX						
2.2 NAIC 2						XXX						
2.3 NAIC 3						XXX						
2.4 NAIC 4						XXX						
2.5 NAIC 5						XXX						
2.6 NAIC 6						XXX						
2.7 Totals						XXX						
3. U.S. States, Territories and Possessions etc., Guaranteed												
3.1 NAIC 1	204,395					XXX	204,395	4.5	210,158	3.9	204,395	
3.2 NAIC 2						XXX						
3.3 NAIC 3						XXX						
3.4 NAIC 4						XXX						
3.5 NAIC 5						XXX						
3.6 NAIC 6						XXX						
3.7 Totals	204,395					XXX	204,395	4.5	210,158	3.9	204,395	
4. U.S. Political Subdivisions of States, Territories and Possessions, Guaranteed												
4.1 NAIC 1	1,556,997	2,774,926				XXX	4,331,923	94.5	5,170,239	95.2	4,331,923	
4.2 NAIC 2						XXX						
4.3 NAIC 3						XXX						
4.4 NAIC 4						XXX						
4.5 NAIC 5						XXX						
4.6 NAIC 6						XXX						
4.7 Totals	1,556,997	2,774,926				XXX	4,331,923	94.5	5,170,239	95.2	4,331,923	
5. U.S. Special Revenue & Special Assessment Obligations, etc., Non-Guaranteed												
5.1 NAIC 1						XXX						
5.2 NAIC 2						XXX						
5.3 NAIC 3						XXX						
5.4 NAIC 4						XXX						
5.5 NAIC 5						XXX						
5.6 NAIC 6						XXX						
5.7 Totals						XXX						

S105

ANNUAL STATEMENT FOR THE YEAR 2023 OF THE American National County Mutual Insurance Company

SCHEDULE D - PART 1A - SECTION 1 (Continued)

Quality and Maturity Distribution of All Bonds Owned December 31, at Book/Adjusted Carrying Values by Major Types of Issues and NAIC Designations

NAIC Designation	1 1 Year or Less	2 Over 1 Year Through 5 Years	3 Over 5 Years Through 10 Years	4 Over 10 Years Through 20 Years	5 Over 20 Years	6 No Maturity Date	7 Total Current Year	8 Col. 7 as a % of Line 12.7	9 Total from Col. 7 Prior Year	10 % From Col. 8 Prior Year	11 Total Publicly Traded	12 Total Privately Placed (a)
6. Industrial & Miscellaneous (Unaffiliated)												
6.1 NAIC 1						XXX.....						
6.2 NAIC 2						XXX.....						
6.3 NAIC 3						XXX.....						
6.4 NAIC 4						XXX.....						
6.5 NAIC 5						XXX.....						
6.6 NAIC 6						XXX.....						
6.7 Totals						XXX.....						
7. Hybrid Securities												
7.1 NAIC 1						XXX.....						
7.2 NAIC 2						XXX.....						
7.3 NAIC 3						XXX.....						
7.4 NAIC 4						XXX.....						
7.5 NAIC 5						XXX.....						
7.6 NAIC 6						XXX.....						
7.7 Totals						XXX.....						
8. Parent, Subsidiaries and Affiliates												
8.1 NAIC 1						XXX.....						
8.2 NAIC 2						XXX.....						
8.3 NAIC 3						XXX.....						
8.4 NAIC 4						XXX.....						
8.5 NAIC 5						XXX.....						
8.6 NAIC 6						XXX.....						
8.7 Totals						XXX.....						
9. SVO Identified Funds												
9.1 NAIC 1	XXX.....	XXX.....	XXX.....	XXX.....	XXX.....							
9.2 NAIC 2	XXX.....	XXX.....	XXX.....	XXX.....	XXX.....							
9.3 NAIC 3	XXX.....	XXX.....	XXX.....	XXX.....	XXX.....							
9.4 NAIC 4	XXX.....	XXX.....	XXX.....	XXX.....	XXX.....							
9.5 NAIC 5	XXX.....	XXX.....	XXX.....	XXX.....	XXX.....							
9.6 NAIC 6	XXX.....	XXX.....	XXX.....	XXX.....	XXX.....							
9.7 Totals	XXX.....	XXX.....	XXX.....	XXX.....	XXX.....							
10. Unaffiliated Bank Loans												
10.1 NAIC 1						XXX.....						
10.2 NAIC 2						XXX.....						
10.3 NAIC 3						XXX.....						
10.4 NAIC 4						XXX.....						
10.5 NAIC 5						XXX.....						
10.6 NAIC 6						XXX.....						
10.7 Totals						XXX.....						
11. Unaffiliated Certificates of Deposit												
11.1 NAIC 1						XXX.....						
11.2 NAIC 2						XXX.....						
11.3 NAIC 3						XXX.....						
11.4 NAIC 4						XXX.....						
11.5 NAIC 5						XXX.....						
11.6 NAIC 6						XXX.....						
11.7 Totals						XXX.....						

9015

ANNUAL STATEMENT FOR THE YEAR 2023 OF THE American National County Mutual Insurance Company

SCHEDULE D - PART 1A - SECTION 1 (Continued)

Quality and Maturity Distribution of All Bonds Owned December 31, at Book/Adjusted Carrying Values by Major Types of Issues and NAIC Designations

NAIC Designation	1 1 Year or Less	2 Over 1 Year Through 5 Years	3 Over 5 Years Through 10 Years	4 Over 10 Years Through 20 Years	5 Over 20 Years	6 No Maturity Date	7 Total Current Year	8 Col. 7 as a % of Line 12.7	9 Total from Col. 7 Prior Year	10 % From Col. 8 Prior Year	11 Total Publicly Traded	12 Total Privately Placed (a)
12. Total Bonds Current Year												
12.1 NAIC 1	(d) 1,761,392	2,824,408					4,585,800	100.0	XXX	XXX	4,585,800	
12.2 NAIC 2	(d)								XXX	XXX		
12.3 NAIC 3	(d)								XXX	XXX		
12.4 NAIC 4	(d)								XXX	XXX		
12.5 NAIC 5	(d)								XXX	XXX		
12.6 NAIC 6	(d)						(c)		XXX	XXX		
12.7 Totals	1,761,392	2,824,408					(b) 4,585,800	100.0	XXX	XXX	4,585,800	
12.8 Line 12.7 as a % of Col. 7	38.4	61.6					100.0	XXX	XXX	XXX	100.0	
13. Total Bonds Prior Year												
13.1 NAIC 1	802,897	4,627,488					XXX	XXX	5,430,385	100.0	5,430,385	
13.2 NAIC 2							XXX	XXX				
13.3 NAIC 3							XXX	XXX				
13.4 NAIC 4							XXX	XXX				
13.5 NAIC 5							XXX	XXX	(c)			
13.6 NAIC 6							XXX	XXX	(c)			
13.7 Totals	802,897	4,627,488					XXX	XXX	(b) 5,430,385	100.0	5,430,385	
13.8 Line 13.7 as a % of Col. 9	14.8	85.2					XXX	XXX	100.0	XXX	100.0	
14. Total Publicly Traded Bonds												
14.1 NAIC 1	1,761,392	2,824,408					4,585,800	100.0	5,430,385	100.0	4,585,800	XXX
14.2 NAIC 2												XXX
14.3 NAIC 3												XXX
14.4 NAIC 4												XXX
14.5 NAIC 5												XXX
14.6 NAIC 6												XXX
14.7 Totals	1,761,392	2,824,408					4,585,800	100.0	5,430,385	100.0	4,585,800	XXX
14.8 Line 14.7 as a % of Col. 7	38.4	61.6					100.0	XXX	XXX	XXX	100.0	XXX
14.9 Line 14.7 as a % of Line 12.7, Col. 7, Section 12	38.4	61.6					100.0	XXX	XXX	XXX	100.0	XXX
15. Total Privately Placed Bonds												
15.1 NAIC 1											XXX	
15.2 NAIC 2											XXX	
15.3 NAIC 3											XXX	
15.4 NAIC 4											XXX	
15.5 NAIC 5											XXX	
15.6 NAIC 6											XXX	
15.7 Totals											XXX	
15.8 Line 15.7 as a % of Col. 7								XXX	XXX	XXX	XXX	
15.9 Line 15.7 as a % of Line 12.7, Col. 7, Section 12								XXX	XXX	XXX	XXX	

(a) Includes \$ freely tradable under SEC Rule 144 or qualified for resale under SEC Rule 144A.
 (b) Includes \$ current year of bonds with Z designations and \$ prior year of bonds with Z designations. The letter "Z" means the NAIC designation was not assigned by the Securities Valuation Office (SVO) at the date of the statement.
 (c) Includes \$ current year, \$ prior year of bonds with 5GI designations and \$ current year, \$ prior year of bonds with 6* designations. "5GI" means the NAIC designation was assigned by the (SVO) in reliance on the insurer's certification that the issuer is current in all principal and interest payments. "6*" means the NAIC designation was assigned by the SVO due to inadequate certification of principal and interest payments.
 (d) Includes the following amount of short-term and cash equivalent bonds by NAIC designation: NAIC 1 \$; NAIC 2 \$; NAIC 3 \$; NAIC 4 \$; NAIC 5 \$; NAIC 6 \$

S107

ANNUAL STATEMENT FOR THE YEAR 2023 OF THE American National County Mutual Insurance Company

SCHEDULE D - PART 1A - SECTION 2

Maturity Distribution of All Bonds Owned December 31, at Book/Adjusted Carrying Values by Major Type and Subtype of Issues

Distribution by Type	1 1 Year or Less	2 Over 1 Year Through 5 Years	3 Over 5 Years Through 10 Years	4 Over 10 Years Through 20 Years	5 Over 20 Years	6 No Maturity Date	7 Total Current Year	8 Col. 7 as a % of Line 12.09	9 Total from Col. 7 Prior Year	10 % From Col. 8 Prior Year	11 Total Publicly Traded	12 Total Privately Placed
1. U.S. Governments												
1.01 Issuer Obligations		49,482				XXX	49,482	1.1	49,988	0.9	49,482	
1.02 Residential Mortgage-Backed Securities						XXX						
1.03 Commercial Mortgage-Backed Securities						XXX						
1.04 Other Loan-Backed and Structured Securities ...						XXX						
1.05 Totals		49,482				XXX	49,482	1.1	49,988	0.9	49,482	
2. All Other Governments												
2.01 Issuer Obligations						XXX						
2.02 Residential Mortgage-Backed Securities						XXX						
2.03 Commercial Mortgage-Backed Securities						XXX						
2.04 Other Loan-Backed and Structured Securities ...						XXX						
2.05 Totals						XXX						
3. U.S. States, Territories and Possessions, Guaranteed												
3.01 Issuer Obligations	204,395					XXX	204,395	4.5	210,158	3.9	204,395	
3.02 Residential Mortgage-Backed Securities						XXX						
3.03 Commercial Mortgage-Backed Securities						XXX						
3.04 Other Loan-Backed and Structured Securities ...						XXX						
3.05 Totals	204,395					XXX	204,395	4.5	210,158	3.9	204,395	
4. U.S. Political Subdivisions of States, Territories and Possessions, Guaranteed												
4.01 Issuer Obligations	1,556,997	2,774,926				XXX	4,331,923	94.5	5,170,239	95.2	4,331,923	
4.02 Residential Mortgage-Backed Securities						XXX						
4.03 Commercial Mortgage-Backed Securities						XXX						
4.04 Other Loan-Backed and Structured Securities ...						XXX						
4.05 Totals	1,556,997	2,774,926				XXX	4,331,923	94.5	5,170,239	95.2	4,331,923	
5. U.S. Special Revenue & Special Assessment Obligations etc., Non-Guaranteed												
5.01 Issuer Obligations						XXX						
5.02 Residential Mortgage-Backed Securities						XXX						
5.03 Commercial Mortgage-Backed Securities						XXX						
5.04 Other Loan-Backed and Structured Securities ...						XXX						
5.05 Totals						XXX						
6. Industrial and Miscellaneous												
6.01 Issuer Obligations						XXX						
6.02 Residential Mortgage-Backed Securities						XXX						
6.03 Commercial Mortgage-Backed Securities						XXX						
6.04 Other Loan-Backed and Structured Securities ...						XXX						
6.05 Totals						XXX						
7. Hybrid Securities												
7.01 Issuer Obligations						XXX						
7.02 Residential Mortgage-Backed Securities						XXX						
7.03 Commercial Mortgage-Backed Securities						XXX						
7.04 Other Loan-Backed and Structured Securities ...						XXX						
7.05 Totals						XXX						
8. Parent, Subsidiaries and Affiliates												
8.01 Issuer Obligations						XXX						
8.02 Residential Mortgage-Backed Securities						XXX						
8.03 Commercial Mortgage-Backed Securities						XXX						
8.04 Other Loan-Backed and Structured Securities ...						XXX						
8.05 Affiliated Bank Loans - Issued						XXX						
8.06 Affiliated Bank Loans - Acquired						XXX						
8.07 Totals						XXX						

8018

ANNUAL STATEMENT FOR THE YEAR 2023 OF THE American National County Mutual Insurance Company

SCHEDULE D - PART 1A - SECTION 2 (Continued)

Maturity Distribution of All Bonds Owned December 31, at Book/Adjusted Carrying Values by Major Type and Subtype of Issues

Distribution by Type	1 1 Year or Less	2 Over 1 Year Through 5 Years	3 Over 5 Years Through 10 Years	4 Over 10 Years Through 20 Years	5 Over 20 Years	6 No Maturity Date	7 Total Current Year	8 Col. 7 as a % of Line 12.09	9 Total from Col. 7 Prior Year	10 % From Col. 8 Prior Year	11 Total Publicly Traded	12 Total Privately Placed
9. SVO Identified Funds												
9.01 Exchange Traded Funds Identified by the SVO	XXX	XXX	XXX	XXX	XXX							
10. Unaffiliated Bank Loans												
10.01 Unaffiliated Bank Loans - Issued						XXX						
10.02 Unaffiliated Bank Loans - Acquired						XXX						
10.03 Totals						XXX						
11. Unaffiliated Certificates of Deposit												
11.01 Totals						XXX						
12. Total Bonds Current Year												
12.01 Issuer Obligations	1,761,392	2,824,408				XXX	4,585,800	100.0	XXX	XXX	4,585,800	
12.02 Residential Mortgage-Backed Securities						XXX			XXX	XXX		
12.03 Commercial Mortgage-Backed Securities						XXX			XXX	XXX		
12.04 Other Loan-Backed and Structured Securities						XXX			XXX	XXX		
12.05 SVO Identified Funds	XXX	XXX	XXX	XXX	XXX				XXX	XXX		
12.06 Affiliated Bank Loans						XXX			XXX	XXX		
12.07 Unaffiliated Bank Loans						XXX			XXX	XXX		
12.08 Unaffiliated Certificates of Deposit						XXX			XXX	XXX		
12.09 Totals	1,761,392	2,824,408					4,585,800	100.0	XXX	XXX	4,585,800	
12.10 Line 12.09 as a % of Col. 7	38.4	61.6					100.0	XXX	XXX	XXX	100.0	
13. Total Bonds Prior Year												
13.01 Issuer Obligations	802,897	4,627,488				XXX	XXX	XXX	5,430,385	100.0	5,430,385	
13.02 Residential Mortgage-Backed Securities						XXX	XXX	XXX				
13.03 Commercial Mortgage-Backed Securities						XXX	XXX	XXX				
13.04 Other Loan-Backed and Structured Securities						XXX	XXX	XXX				
13.05 SVO Identified Funds	XXX	XXX	XXX	XXX	XXX				XXX	XXX		
13.06 Affiliated Bank Loans						XXX	XXX	XXX				
13.07 Unaffiliated Bank Loans						XXX	XXX	XXX				
13.08 Unaffiliated Certificates of Deposit						XXX	XXX	XXX				
13.09 Totals	802,897	4,627,488					XXX	XXX	5,430,385	100.0	5,430,385	
13.10 Line 13.09 as a % of Col. 9	14.8	85.2					XXX	XXX	100.0	XXX	100.0	
14. Total Publicly Traded Bonds												
14.01 Issuer Obligations	1,761,392	2,824,408				XXX	4,585,800	100.0	5,430,385	100.0	4,585,800	XXX
14.02 Residential Mortgage-Backed Securities						XXX						XXX
14.03 Commercial Mortgage-Backed Securities						XXX						XXX
14.04 Other Loan-Backed and Structured Securities						XXX						XXX
14.05 SVO Identified Funds	XXX	XXX	XXX	XXX	XXX							XXX
14.06 Affiliated Bank Loans						XXX						XXX
14.07 Unaffiliated Bank Loans						XXX						XXX
14.08 Unaffiliated Certificates of Deposit						XXX						XXX
14.09 Totals	1,761,392	2,824,408					4,585,800	100.0	5,430,385	100.0	4,585,800	XXX
14.10 Line 14.09 as a % of Col. 7	38.4	61.6					100.0	XXX	XXX	XXX	100.0	XXX
14.11 Line 14.09 as a % of Line 12.09, Col. 7, Section 12	38.4	61.6					100.0	XXX	XXX	XXX	100.0	XXX
15. Total Privately Placed Bonds												
15.01 Issuer Obligations						XXX					XXX	
15.02 Residential Mortgage-Backed Securities						XXX					XXX	
15.03 Commercial Mortgage-Backed Securities						XXX					XXX	
15.04 Other Loan-Backed and Structured Securities						XXX					XXX	
15.05 SVO Identified Funds	XXX	XXX	XXX	XXX	XXX						XXX	
15.06 Affiliated Bank Loans						XXX					XXX	
15.07 Unaffiliated Bank Loans						XXX					XXX	
15.08 Unaffiliated Certificates of Deposit						XXX					XXX	
15.09 Totals											XXX	
15.10 Line 15.09 as a % of Col. 7									XXX	XXX	XXX	
15.11 Line 15.09 as a % of Line 12.09, Col. 7, Section 12									XXX	XXX	XXX	

6015

Schedule DA - Verification - Short-Term Investments

N O N E

Schedule DB - Part A - Verification - Options, Caps, Floors, Collars, Swaps and Forwards

N O N E

Schedule DB - Part B - Verification - Futures Contracts

N O N E

Schedule DB - Part C - Section 1 - Replication (Synthetic Asset) Transactions (RSATs) Open

N O N E

Schedule DB-Part C-Section 2-Reconciliation of Replication (Synthetic Asset) Transactions Open

N O N E

Schedule DB - Verification - Book/Adjusted Carrying Value, Fair Value and Potential Exposure of
Derivatives

N O N E

SCHEDULE E - PART 2 - VERIFICATION BETWEEN YEARS

(Cash Equivalents)

	1	2	3	4
	Total	Bonds	Money Market Mutual funds	Other (a)
1. Book/adjusted carrying value, December 31 of prior year	2,015,286		2,015,286	
2. Cost of cash equivalents acquired	10,441,800		10,441,800	
3. Accrual of discount				
4. Unrealized valuation increase/(decrease)				
5. Total gain (loss) on disposals				
6. Deduct consideration received on disposals	8,754,139		8,754,139	
7. Deduct amortization of premium				
8. Total foreign exchange change in book/adjusted carrying value				
9. Deduct current year's other than temporary impairment recognized				
10. Book/adjusted carrying value at end of current period (Lines 1+2+3+4+5-6-7+8-9)	3,702,947		3,702,947	
11. Deduct total nonadmitted amounts				
12. Statement value at end of current period (Line 10 minus Line 11)	3,702,947		3,702,947	

(a) Indicate the category of such investments, for example, joint ventures, transportation equipment:

Schedule A - Part 1 - Real Estate Owned

NONE

Schedule A - Part 2 - Real Estate Acquired and Additions Made

NONE

Schedule A - Part 3 - Real Estate Disposed

NONE

Schedule B - Part 1 - Mortgage Loans Owned

NONE

Schedule B - Part 2 - Mortgage Loans Acquired and Additions Made

NONE

Schedule B - Part 3 - Mortgage Loans Disposed, Transferred or Repaid

NONE

Schedule BA - Part 1 - Other Long-Term Invested Assets Owned

NONE

Schedule BA - Part 2 - Other Long-Term Invested Assets Acquired and Additions Made

NONE

Schedule BA - Part 3 - Other Long-Term Invested Assets Disposed, Transferred or Repaid

NONE

ANNUAL STATEMENT FOR THE YEAR 2023 OF THE American National County Mutual Insurance Company

SCHEDULE D - PART 1

Showing All Long-Term BONDS Owned December 31 of Current Year

1	2	Codes			6	7	Fair Value		10	11	Change in Book/Adjusted Carrying Value				Interest					Dates	
		3	4	5			8	9			12	13	14	15	16	17	18	19	20	21	22
CUSIP Identification	Description	C o d e	F o r e i g n	B o n d C h a r	NAIC Designation, NAIC Designation Modifier and SVO Administrative Symbol	Actual Cost	Rate Used to Obtain Fair Value	Fair Value	Par Value	Book/ Adjusted Carrying Value	Unrealized Valuation Increase/ (Decrease)	Current Year's (Amortization)/ Accretion	Current Year's Other-Than-Temporary Impairment Recognized	Total Foreign Exchange Change in Book/ Adjusted Carrying Value	Rate of	Effective Rate of	When Paid	Admitted Amount Due and Accrued	Amount Received During Year	Acquired	Stated Contractual Maturity Date
91282C-FP-1	UNITED STATES TREAS				1.A	49,375	99.8120	49,906	50,000	49,482		107			4.250	4.860	AO	453	1,063	08/15/2023	10/15/2025
0019999999	Subtotal - Bonds - U.S. Governments - Issuer Obligations					49,375	XXX	49,906	50,000	49,482		107			XXX	XXX	XXX	453	1,063	XXX	XXX
0109999999	Total - U.S. Government Bonds					49,375	XXX	49,906	50,000	49,482		107			XXX	XXX	XXX	453	1,063	XXX	XXX
0309999999	Total - All Other Government Bonds						XXX								XXX	XXX	XXX			XXX	XXX
882723-SP-5	TEXAS ST				1.A FE	248,276	101.5660	203,133	200,000	204,395		(5,763)			5.000	2.030	AO	2,500	10,000	10/22/2015	10/01/2024
0419999999	Subtotal - Bonds - U.S. States, Territories and Possessions - Issuer Obligations					248,276	XXX	203,133	200,000	204,395		(5,763)			XXX	XXX	XXX	2,500	10,000	XXX	XXX
0509999999	Total - U.S. States, Territories and Possessions Bonds					248,276	XXX	203,133	200,000	204,395		(5,763)			XXX	XXX	XXX	2,500	10,000	XXX	XXX
106025-KV-0	BRAZORIA CNTY TEX				1.B FE	252,494	104.8280	209,657	200,000	212,218		(5,457)			5.000	2.300	MS	3,333	10,000	01/14/2016	03/01/2026
150461-J6-9	CEDAR PARK TEX				1.A FE	243,798	100.2310	200,463	200,000	200,702		(5,698)			5.000	2.090	FA	3,778	10,000	11/04/2015	02/15/2024
151141-ST-6	CELINA TEX		2		1.C FE	242,244	103.3120	206,625	200,000	207,942		(4,609)			5.000	2.550	MS	3,333	10,000	10/13/2015	09/01/2026
157789-JL-3	CHAMBERS CNTY TEX				1.C FE	241,966	100.3080	200,616	200,000	200,906		(5,388)			5.000	2.250	MS	3,333	10,000	09/25/2015	03/01/2024
19624K-NL-1	COLONY TEX		2		1.C FE	206,478	99.0620	198,125	200,000	200,878		(761)			3.000	2.600	FA	2,267	6,000	11/24/2015	02/15/2026
235219-KG-6	DALLAS TEX				1.D FE	244,518	100.2160	200,432	200,000	200,711		(5,776)			5.000	2.060	FA	3,778	10,000	11/03/2015	02/15/2024
343497-W5-9	FLOWER MOUND TEX		2		1.A FE	243,544	100.3180	200,637	200,000	200,947		(5,630)			5.000	2.130	MS	3,333	10,000	11/03/2015	03/01/2025
346791-MR-3	FORT BEND CNTY TEX L		2		1.D FE	200,000	99.3950	198,791	200,000	200,000					3.000	3.000	MS	2,000	6,000	09/29/2015	09/01/2027
349425-5V-6	FORT WORTH TEX				1.C FE	122,369	100.3080	100,308	100,000	100,485		(2,886)			5.000	2.050	MS	1,667	5,000	11/03/2015	03/01/2024
358568-SA-2	FRIENDSWOOD TEX				1.B FE	217,074	99.9240	199,849	200,000	202,386		(2,004)			3.000	1.960	MS	2,000	6,000	02/02/2016	03/01/2025
504084-XS-8	LA PORTE TEX		2		1.B FE	235,618	101.2050	202,412	200,000	205,101		(4,148)			4.000	1.850	MS	2,356	8,000	02/10/2016	03/15/2026
564378-CL-9	MANSFIELD TEX				1.B FE	184,425	102.4520	153,678	150,000	154,630		(4,033)			5.000	2.190	FA	2,833	7,500	12/15/2015	02/15/2025
661838-HX-3	NORTH RICHLAND HILLS		2		1.C FE	100,000	99.9520	99,953	100,000	100,000					3.000	3.000	FA	1,133	3,000	10/29/2013	02/15/2024
676006-QX-0	ODESSA TEX				1.E FE	242,434	100.2990	200,600	200,000	200,927		(5,509)			5.000	2.190	MS	3,333	10,000	11/09/2015	03/01/2024
717087-XT-2	PFLUGERVILLE TEX				1.C FE	172,125	101.8780	152,818	150,000	153,943		(2,418)			4.000	2.290	FA	2,500	6,000	11/03/2015	08/01/2025
738034-FT-9	POTTER CNTY TEX				1.D FE	216,290	99.9130	199,827	200,000	202,135		(1,931)			3.000	1.990	FA	2,500	6,000	01/28/2016	02/01/2025
796099-XM-6	SAN ANGELO TEX				1.C FE	494,489	104.3190	412,060	395,000	418,248	820	(10,597)			5.000	2.140	FA	7,461	19,750	03/03/2016	02/15/2026
798409-LU-0	SAN JUAN TEX				1.C FE	222,644	100.0240	200,050	200,000	200,363		(2,951)			3.500	1.990	FA	2,644	7,000	10/28/2015	02/15/2024
798764-8K-5	SAN MARCOS TEX				1.C FE	250,274	103.2640	206,530	200,000	209,364		(5,621)			5.000	2.050	FA	3,778	10,000	02/26/2016	08/15/2025
815832-SN-1	SEGUIN TEX		2		1.C FE	173,186	100.7000	151,051	150,000	151,956		(2,887)			4.000	2.010	MS	2,000	6,000	01/20/2016	09/01/2025
864855-BB-0	SUGAR LAND TEX				1.A FE	245,408	102.3960	204,793	200,000	206,057		(5,273)			5.000	2.250	FA	3,778	10,000	11/18/2015	02/15/2025
929831-JM-8	WACO TEX		2		1.B FE	215,436	99.7240	199,449	200,000	202,025		(1,830)			3.000	2.050	FA	2,500	6,000	01/29/2016	02/01/2026
0619999999	Subtotal - Bonds - U.S. Political Subdivisions - Issuer Obligations					4,966,814	XXX	4,298,724	4,245,000	4,331,924	820	(85,407)			XXX	XXX	XXX	65,638	182,250	XXX	XXX
0709999999	Total - U.S. Political Subdivisions Bonds					4,966,814	XXX	4,298,724	4,245,000	4,331,924	820	(85,407)			XXX	XXX	XXX	65,638	182,250	XXX	XXX
0909999999	Total - U.S. Special Revenues Bonds						XXX								XXX	XXX	XXX			XXX	XXX
1109999999	Total - Industrial and Miscellaneous (Unaffiliated) Bonds						XXX								XXX	XXX	XXX			XXX	XXX
1309999999	Total - Hybrid Securities						XXX								XXX	XXX	XXX			XXX	XXX
1509999999	Total - Parent, Subsidiaries and Affiliates Bonds						XXX								XXX	XXX	XXX			XXX	XXX
1909999999	Subtotal - Bonds - Unaffiliated Bank Loans						XXX								XXX	XXX	XXX			XXX	XXX
2419999999	Total - Issuer Obligations					5,264,465	XXX	4,551,763	4,495,000	4,585,801	820	(91,063)			XXX	XXX	XXX	68,591	193,313	XXX	XXX
2429999999	Total - Residential Mortgage-Backed Securities						XXX								XXX	XXX	XXX			XXX	XXX
2439999999	Total - Commercial Mortgage-Backed Securities						XXX								XXX	XXX	XXX			XXX	XXX
2449999999	Total - Other Loan-Backed and Structured Securities						XXX								XXX	XXX	XXX			XXX	XXX
2459999999	Total - SVO Identified Funds						XXX								XXX	XXX	XXX			XXX	XXX
2469999999	Total - Affiliated Bank Loans						XXX								XXX	XXX	XXX			XXX	XXX
2479999999	Total - Unaffiliated Bank Loans						XXX								XXX	XXX	XXX			XXX	XXX

E10

ANNUAL STATEMENT FOR THE YEAR 2023 OF THE American National County Mutual Insurance Company

SCHEDULE D - PART 1

Showing All Long-Term BONDS Owned December 31 of Current Year

1	2	Codes			6	7	Fair Value		10	11	Change in Book/Adjusted Carrying Value				Interest					Dates		
		3	4	5			8	9			12	13	14	15	16	17	18	19	20	21	22	
CUSIP Identification	Description	C o d e	F o r e i g n	Bond Char	NAIC Desig- nation, NAIC Desig- nation Modifier and SVO Admini- strative Symbol	Actual Cost	Rate Used to Obtain Fair Value	Fair Value	Par Value	Book/ Adjusted Carrying Value	Unrealized Valuation Increase/ (Decrease)	Current Year's (Amor- tization)/ Accretion	Current Year's Other- Than- Temporary Impairment Recognized	Total Foreign Exchange Change in Book/ Adjusted Carrying Value	Rate of	Effective Rate of	When Paid	Admitted Amount Due and Accrued	Amount Received During Year	Acquired	Stated Contractual Maturity Date	
2489999999	Total - Unaffiliated Certificates of Deposit							XXX							XXX	XXX	XXX				XXX	XXX
2509999999	Total Bonds					5,264,465	XXX	4,551,763	4,495,000	4,585,801	820	(91,063)			XXX	XXX	XXX	68,591	193,313		XXX	XXX

1. Line Book/Adjusted Carrying Value by NAIC Designation Category Footnote:
Number

1A	1A ..\$	861,583	1B ..\$	976,360	1C ..\$	1,944,085	1D ..\$	602,846	1E ..\$	200,927	1F ..\$		1G ..\$	
1B	2A ..\$		2B ..\$		2C ..\$									
1C	3A ..\$		3B ..\$		3C ..\$									
1D	4A ..\$		4B ..\$		4C ..\$									
1E	5A ..\$		5B ..\$		5C ..\$									
1F	6 ..\$													

Schedule D - Part 2 - Section 1 - Preferred Stocks Owned

N O N E

Schedule D - Part 2 - Section 2 - Common Stocks Owned

N O N E

ANNUAL STATEMENT FOR THE YEAR 2023 OF THE American National County Mutual Insurance Company

SCHEDULE D - PART 3

Showing All Long-Term Bonds and Stocks ACQUIRED During Current Year

1 CUSIP Identification	2 Description	3 Foreign	4 Date Acquired	5 Name of Vendor	6 Number of Shares of Stock	7 Actual Cost	8 Par Value	9 Paid for Accrued Interest and Dividends
91282C-FP-1	UNITED STATES TREAS		08/15/2023	Burrows Capital Advisors thru Cetera		48,557	50,000	714
0109999999	Subtotal - Bonds - U.S. Governments					48,557	50,000	714
2509999997	Total - Bonds - Part 3					48,557	50,000	714
2509999998	Total - Bonds - Part 5							
2509999999	Total - Bonds					48,557	50,000	714
4509999997	Total - Preferred Stocks - Part 3						XXX	
4509999998	Total - Preferred Stocks - Part 5						XXX	
4509999999	Total - Preferred Stocks						XXX	
5989999997	Total - Common Stocks - Part 3						XXX	
5989999998	Total - Common Stocks - Part 5						XXX	
5989999999	Total - Common Stocks						XXX	
5999999999	Total - Preferred and Common Stocks						XXX	
6009999999	Totals					48,557	XXX	714

ANNUAL STATEMENT FOR THE YEAR 2023 OF THE American National County Mutual Insurance Company

SCHEDULE D - PART 4

Showing All Long-Term Bonds and Stocks SOLD, REDEEMED or Otherwise DISPOSED OF During Current Year

1	2	3	4	5	6	7	8	9	10	Change In Book/Adjusted Carrying Value					16	17	18	19	20	21
										11	12	13	14	15						
CUSIP Identification	Description	Foreign	Disposal Date	Name of Purchaser	Number of Shares of Stock	Consideration	Par Value	Actual Cost	Prior Year Book/ Adjusted Carrying Value	Unrealized Valuation Increase/ (Decrease)	Current Year's (Amortization)/ Accretion	Current Year's Other-Than-Temporary Impairment Recognized	Total Change in Book/ Adjusted Carrying Value (11+12-13)	Total Foreign Exchange Change in Book/ Adjusted Carrying Value	Book/ Adjusted Carrying Value at Disposal Date	Foreign Exchange Gain (Loss) on Disposal	Realized Gain (Loss) on Disposal	Total Gain (Loss) on Disposal	Bond Interest/ Stock Dividends Received During Year	Stated Contractual Maturity Date
91282C-AF-8	UNITED STATES TREAS		.08/15/2023	MATURITY		50,000	50,000	49,941	49,988		12		12		50,000				63	11/11/2023
0109999999. Subtotal - Bonds - U.S. Governments						50,000	50,000	49,941	49,988		12		12		50,000				63	XXX
088281-MA-5	BEXAR CNTY TEX		.06/15/2023	CALL at 100.000		200,000	200,000	243,638	202,844		(2,844)		(2,844)		200,000				5,000	06/15/2026
349425-4P-0	FORT WORTH TEX		.03/01/2023	MATURITY		50,000	50,000	49,837	49,997		3		3		50,000				750	03/01/2023
373028-PA-5	GEORGETOWN TEX		.08/15/2023	MATURITY		200,000	200,000	199,000	199,932		68		68		200,000				4,000	08/15/2023
528815-BD-4	LEWISVILLE TEX		.02/15/2023	MATURITY		100,000	100,000	102,595	100,036		(36)		(36)		100,000				1,250	02/15/2023
756835-PP-3	RED OAK TEX		.02/15/2023	MATURITY		100,000	100,000	98,916	99,985		15		15		100,000				1,063	02/15/2023
844424-AD-0	SOUTHLAKE TEX		.02/15/2023	MATURITY		100,000	100,000	108,429	100,116		(116)		(116)		100,000				1,500	02/15/2023
0709999999. Subtotal - Bonds - U.S. Political Subdivisions of States, Territories and Possessions						750,000	750,000	802,415	752,910		(2,910)		(2,910)		750,000				13,563	XXX
2509999997. Total - Bonds - Part 4						800,000	800,000	852,356	802,898		(2,898)		(2,898)		800,000				13,626	XXX
2509999998. Total - Bonds - Part 5																				XXX
2509999999. Total - Bonds						800,000	800,000	852,356	802,898		(2,898)		(2,898)		800,000				13,626	XXX
4509999997. Total - Preferred Stocks - Part 4								XXX												XXX
4509999998. Total - Preferred Stocks - Part 5								XXX												XXX
4509999999. Total - Preferred Stocks								XXX												XXX
5989999997. Total - Common Stocks - Part 4								XXX												XXX
5989999998. Total - Common Stocks - Part 5								XXX												XXX
5989999999. Total - Common Stocks								XXX												XXX
5999999999. Total - Preferred and Common Stocks								XXX												XXX
6009999999 - Totals						800,000	XXX	852,356	802,898		(2,898)		(2,898)		800,000				13,626	XXX

E14

Schedule D - Part 5 - Long Term Bonds and Stocks Acquired and Fully Disposed Of

N O N E

Schedule D-Part 6-Section 1-Valuation of Shares of Subsidiary, Controlled or Affiliated Companies

N O N E

Schedule D - Part 6 - Section 2

N O N E

Schedule DA - Part 1 - Short-Term Investments Owned

N O N E

Schedule DB - Part A - Section 1 - Options, Caps, Floors, Collars, Swaps and Forwards Open

N O N E

Schedule DB - Part A - Section 2 - Options, Caps, Floors, Collars, Swaps and Forwards Terminated

N O N E

Schedule DB - Part B - Section 1 - Futures Contracts Open

N O N E

Schedule DB - Part B - Section 1B - Brokers with whom cash deposits have been made

N O N E

Schedule DB - Part B - Section 2 - Futures Contracts Terminated

N O N E

Schedule DB - Part D - Section 1 - Counterparty Exposure for Derivative Instruments Open

N O N E

Schedule DB - Part D-Section 2 - Collateral for Derivative Instruments Open - Pledged By

N O N E

Schedule DB - Part D-Section 2 - Collateral for Derivative Instruments Open - Pledged To

N O N E

Schedule DB - Part E - Derivatives Hedging Variable Annuity Guarantees as of December 31 of
Current Year

N O N E

Schedule DL - Part 1 - Reinvested Collateral Assets Owned

N O N E

Schedule DL - Part 2 - Reinvested Collateral Assets Owned

N O N E

ANNUAL STATEMENT FOR THE YEAR 2023 OF THE American National County Mutual Insurance Company

SCHEDULE E - PART 1 - CASH

1 Depository	2 Code	3 Rate of Interest	4 Amount of Interest Received During Year	5 Amount of Interest Accrued December 31 of Current Year	6 Balance	7 *
Key Bank Cleveland, OH					1,308,198	.XXX.
Moody National Bank Galveston, TX					52,416	.XXX.
0199998 Deposits in ... depositories which do not exceed the allowable limit in any one depository (See instructions) - open depositories	XXX	XXX				XXX
0199999. Totals - Open Depositories	XXX	XXX			1,360,614	XXX
0299998 Deposits in ... depositories which do not exceed the allowable limit in any one depository (See instructions) - suspended depositories	XXX	XXX				XXX
0299999. Totals - Suspended Depositories	XXX	XXX				XXX
0399999. Total Cash on Deposit	XXX	XXX			1,360,614	XXX
0499999. Cash in Company's Office	XXX	XXX	XXX	XXX		XXX
.....						
.....						
.....						
.....						
.....						
.....						
.....						
.....						
.....						
.....						
.....						
.....						
.....						
.....						
.....						
.....						
.....						
0599999 Total - Cash	XXX	XXX			1,360,614	XXX

TOTALS OF DEPOSITORY BALANCES ON THE LAST DAY OF EACH MONTH DURING THE CURRENT YEAR

1. January..... 4,432,966	4. April..... 2,242,572	7. July..... 1,409,983	10. October..... 979,801
2. February..... 2,965,945	5. May..... (776,823)	8. August..... 517,980	11. November... (749,087)
3. March..... 2,579,138	6. June..... 901,805	9. September..... 799,591	12. December..... 1,360,614

ANNUAL STATEMENT FOR THE YEAR 2023 OF THE American National County Mutual Insurance Company

SCHEDULE E - PART 3 - SPECIAL DEPOSITS

States, Etc.	1 Type of Deposit	2 Purpose of Deposit	Deposits For the Benefit of All Policyholders		All Other Special Deposits	
			3 Book/Adjusted Carrying Value	4 Fair Value	5 Book/Adjusted Carrying Value	6 Fair Value
1. Alabama	AL					
2. Alaska	AK					
3. Arizona	AZ					
4. Arkansas	AR					
5. California	CA					
6. Colorado	CO					
7. Connecticut	CT					
8. Delaware	DE					
9. District of Columbia	DC					
10. Florida	FL					
11. Georgia	GA					
12. Hawaii	HI					
13. Idaho	ID					
14. Illinois	IL					
15. Indiana	IN					
16. Iowa	IA					
17. Kansas	KS					
18. Kentucky	KY					
19. Louisiana	LA					
20. Maine	ME					
21. Maryland	MD					
22. Massachusetts	MA					
23. Michigan	MI					
24. Minnesota	MN					
25. Mississippi	MS					
26. Missouri	MO					
27. Montana	MT					
28. Nebraska	NE					
29. Nevada	NV					
30. New Hampshire	NH					
31. New Jersey	NJ					
32. New Mexico	NM					
33. New York	NY					
34. North Carolina	NC					
35. North Dakota	ND					
36. Ohio	OH					
37. Oklahoma	OK					
38. Oregon	OR					
39. Pennsylvania	PA					
40. Rhode Island	RI					
41. South Carolina	SC					
42. South Dakota	SD					
43. Tennessee	TN					
44. Texas	TX	B TX Ins Code §912.305/SP-A11	49,482	49,906		
45. Utah	UT					
46. Vermont	VT					
47. Virginia	VA					
48. Washington	WA					
49. West Virginia	WV					
50. Wisconsin	WI					
51. Wyoming	WY					
52. American Samoa	AS					
53. Guam	GU					
54. Puerto Rico	PR					
55. U.S. Virgin Islands	VI					
56. Northern Mariana Islands	MP					
57. Canada	CAN					
58. Aggregate Alien and Other	OT	XXX	XXX			
59. Subtotal	XXX	XXX	49,482	49,906		
DETAILS OF WRITE-INS						
5801.						
5802.						
5803.						
5898. Summary of remaining write-ins for Line 58 from overflow page	XXX	XXX				
5899. Totals (Lines 5801 thru 5803 plus 5898)(Line 58 above)	XXX	XXX				