

**QUARTERLY STATEMENT**

**OF THE**

**American National Life Insurance Company of New York**

**TO THE**

**Insurance Department**

**OF THE**

**STATE OF**

**FOR THE QUARTER ENDED  
MARCH 31, 2023**

LIFE, ACCIDENT AND HEALTH

FRATERNAL BENEFIT SOCIETIES

**2023**



LIFE, ACCIDENT AND HEALTH COMPANIES/FRATERNAL BENEFIT SOCIETIES - ASSOCIATION EDITION

QUARTERLY STATEMENT

AS OF MARCH 31, 2023
OF THE CONDITION AND AFFAIRS OF THE

American National Life Insurance Company of New York

NAIC Group Code 0408 (Current) 0408 (Prior) NAIC Company Code 63126 Employer's ID Number 14-1400831

Organized under the Laws of New York, State of Domicile or Port of Entry NY

Country of Domicile United States of America

Licensed as business type: Life, Accident and Health [X] Fraternal Benefit Societies [ ]

Incorporated/Organized 10/20/1953 Commenced Business 01/20/1954

Statutory Home Office 344 Route 9W (Street and Number) Glenmont, NY, US 12077 (City or Town, State, Country and Zip Code)

Main Administrative Office One Moody Plaza (Street and Number) Galveston, TX, US 77550 (City or Town, State, Country and Zip Code) 518-431-5000 (Area Code) (Telephone Number)

Mail Address P.O. Box 656 (Street and Number or P.O. Box) Albany, NY, US 12201-0656 (City or Town, State, Country and Zip Code)

Primary Location of Books and Records 344 Route 9W (Street and Number) Glenmont, NY, US 12077 (City or Town, State, Country and Zip Code) 518-431-5000 (Area Code) (Telephone Number)

Internet Website Address www.americannational.com

Statutory Statement Contact Jennifer Jo Duncan (Name) 518-431-5201 (Area Code) (Telephone Number) FinancialStatementContact@AmericanNational.com (E-mail Address) 518-431-5978 (FAX Number)

OFFICERS

Chairman of the Board and Chief Executive Officer Timothy Allen Walsh
Senior Vice President, Chief Financial Officer and Treasurer Brody Jason Merrill
Assistant Vice President, Corporate Secretary Ilse JeLayne Hoffman
Senior Vice President, Actuary and Chief Risk Officer New York Kathryn Lentivech FSA

OTHER

James Walter Pangburn, Executive Vice President
James Patrick Stelling, Executive Vice President
Kate Jordan Breen, Senior Vice President
Lee Chadwick Ferrell, Senior Vice President
Bradley Wayne Manning, Senior Vice President
Michael Scott Nimmons, Senior Vice President
Ronald Clark Price, Senior Vice President
John Frederick Simon, Executive Vice President, Chief Life and Annuity Administrative Officer
Michele Mackay Bartkowski, Senior Vice President
Scott Christopher Campbell, Senior Vice President
Sara Liane Latham, Senior Vice President & Actuary
Michael Scott Marquis, Senior Vice President
Cecilia Guerrero Pardo, Senior Vice President
Patrick Anthony Smith, Senior Vice President
Shannon Lee Smith, Executive Vice President
Scott Frankie Brast, Senior Vice President
Kevin James Cassidy #, Senior Vice President
Anne Marie LeMire, Senior Vice President
Meredith Myron Mitchell, Senior Vice President
Edward Bruce Pavelka, Senior Vice President

DIRECTORS OR TRUSTEES

Brody Jason Merrill
Elvin Jerome Pederson
Edward Joseph Muhl
John Frederick Simon
Matthew Richard Ostiguy
Timothy Allen Walsh


State of Texas
County of Galveston SS:

The officers of this reporting entity being duly sworn, each depose and say that they are the described officers of said reporting entity, and that on the reporting period stated above, all of the herein described assets were the absolute property of the said reporting entity, free and clear from any liens or claims thereon, except as herein stated, and that this statement, together with related exhibits, schedules and explanations therein contained, annexed or referred to, is a full and true statement of all the assets and liabilities and of the condition and affairs of the said reporting entity as of the reporting period stated above, and of its income and deductions therefrom for the period ended, and have been completed in accordance with the NAIC Annual Statement Instructions and Accounting Practices and Procedures manual except to the extent that: (1) state law may differ; or, (2) that state rules or regulations require differences in reporting not related to accounting practices and procedures, according to the best of their information, knowledge and belief, respectively. Furthermore, the scope of this attestation by the described officers also includes the related corresponding electronic filing with the NAIC, when required, that is an exact copy (except for formatting differences due to electronic filing) of the enclosed statement. The electronic filing may be requested by various regulators in lieu of or in addition to the enclosed statement.

Handwritten signatures of Timothy Allen Walsh, Ilse JeLayne Hoffman, and Brody Jason Merrill with their respective titles: Chairman of the Board and Chief Executive Officer, Assistant Vice President, Corporate Secretary, and Senior Vice President, Chief Financial Officer and Treasurer.

Subscribed and sworn to before me this 20th day of April, 2023

- a. Is this an original filing? Yes [X] No [ ]
b. If no,
1. State the amendment number.....
2. Date filed .....
3. Number of pages attached.....



STATEMENT AS OF MARCH 31, 2023 OF THE American National Life Insurance Company of New York

**ASSETS**

	Current Statement Date			4 December 31 Prior Year Net Admitted Assets
	1 Assets	2 Nonadmitted Assets	3 Net Admitted Assets (Cols. 1 - 2)	
1. Bonds .....	1,915,225,884	0	1,915,225,884	1,960,644,511
2. Stocks:				
2.1 Preferred stocks .....	1,955,530	0	1,955,530	1,816,000
2.2 Common stocks .....	35,928	0	35,928	37,074
3. Mortgage loans on real estate:				
3.1 First liens .....	599,766,984	0	599,766,984	600,484,504
3.2 Other than first liens.....	0	0	0	0
4. Real estate:				
4.1 Properties occupied by the company (less \$ encumbrances) .....	4,571,212	0	4,571,212	4,642,065
4.2 Properties held for the production of income (less \$ ..... encumbrances) .....	0	0	0	0
4.3 Properties held for sale (less \$ encumbrances) .....	0	0	0	0
5. Cash (\$ .....(11,541,052) ), cash equivalents (\$ ..... 36,657,540 ) and short-term investments (\$ ..... 0 ) .....	25,116,488	0	25,116,488	58,314,209
6. Contract loans (including \$ ..... premium notes) .....	32,786,724	0	32,786,724	32,557,238
7. Derivatives .....	5,182,620	0	5,182,620	2,838,449
8. Other invested assets .....	93,244,715	0	93,244,715	92,361,150
9. Receivables for securities .....	9,524,077	0	9,524,077	0
10. Securities lending reinvested collateral assets .....	0	0	0	0
11. Aggregate write-ins for invested assets .....	0	0	0	0
12. Subtotals, cash and invested assets (Lines 1 to 11) .....	2,687,410,162	0	2,687,410,162	2,753,695,200
13. Title plants less \$ ..... charged off (for Title insurers only) .....	0	0	0	0
14. Investment income due and accrued .....	22,542,740	0	22,542,740	22,042,337
15. Premiums and considerations:				
15.1 Uncollected premiums and agents' balances in the course of collection .....	253,885	62,392	191,493	268,655
15.2 Deferred premiums, agents' balances and installments booked but deferred and not yet due (including \$ ..... earned but unbilled premiums) .....	12,909,954	0	12,909,954	12,778,597
15.3 Accrued retrospective premiums (\$ ..... ) and contracts subject to redetermination (\$ ..... ) .....	0	0	0	0
16. Reinsurance:				
16.1 Amounts recoverable from reinsurers .....	306,314	0	306,314	433,178
16.2 Funds held by or deposited with reinsured companies .....	0	0	0	0
16.3 Other amounts receivable under reinsurance contracts .....	15	0	15	15
17. Amounts receivable relating to uninsured plans .....	0	0	0	0
18.1 Current federal and foreign income tax recoverable and interest thereon ....	92,996	0	92,996	0
18.2 Net deferred tax asset .....	36,246,473	29,543,789	6,702,684	6,208,683
19. Guaranty funds receivable or on deposit .....	17,540	0	17,540	17,540
20. Electronic data processing equipment and software .....	0	0	0	0
21. Furniture and equipment, including health care delivery assets (\$ ..... ) .....	167,069	167,069	0	0
22. Net adjustment in assets and liabilities due to foreign exchange rates .....	0	0	0	0
23. Receivables from parent, subsidiaries and affiliates .....	1,969,861	0	1,969,861	1,375,836
24. Health care (\$ ..... ) and other amounts receivable .....	542,212	542,212	0	0
25. Aggregate write-ins for other than invested assets .....	45,871,797	4,606,464	41,265,333	481,251
26. Total assets excluding Separate Accounts, Segregated Accounts and Protected Cell Accounts (Lines 12 to 25) .....	2,808,331,018	34,921,926	2,773,409,092	2,797,301,292
27. From Separate Accounts, Segregated Accounts and Protected Cell Accounts .....	0	0	0	0
28. Total (Lines 26 and 27)	2,808,331,018	34,921,926	2,773,409,092	2,797,301,292
<b>DETAILS OF WRITE-INS</b>				
1101. ....				
1102. ....				
1103. ....				
1198. Summary of remaining write-ins for Line 11 from overflow page .....				
1199. Totals (Lines 1101 through 1103 plus 1198)(Line 11 above)				
2501. Other receivables .....	41,065,017	92,692	40,972,325	408,925
2502. Prepaid state premium taxes .....	293,008	0	293,008	72,326
2503. Prepaid pension cost .....	3,946,901	3,946,901	0	0
2598. Summary of remaining write-ins for Line 25 from overflow page .....	566,871	566,871	0	0
2599. Totals (Lines 2501 through 2503 plus 2598)(Line 25 above)	45,871,797	4,606,464	41,265,333	481,251

STATEMENT AS OF MARCH 31, 2023 OF THE American National Life Insurance Company of New York

**LIABILITIES, SURPLUS AND OTHER FUNDS**

	1 Current Statement Date	2 December 31 Prior Year
1. Aggregate reserve for life contracts \$ ..... 2,323,883,020 less \$ ..... included in Line 6.3 (including \$ ..... Modco Reserve) .....	2,323,883,020	2,353,202,502
2. Aggregate reserve for accident and health contracts (including \$ ..... Modco Reserve) .....	13,098,914	13,204,207
3. Liability for deposit-type contracts (including \$ ..... Modco Reserve).....	74,617,606	74,792,701
4. Contract claims:		
4.1 Life .....	16,319,345	15,278,943
4.2 Accident and health .....	232,067	211,412
5. Policyholders' dividends/refunds to members \$ ..... and coupons \$ ..... due and unpaid .....		
6. Provision for policyholders' dividends, refunds to members and coupons payable in following calendar year - estimated amounts:		
6.1 Policyholders' dividends and refunds to members apportioned for payment (including \$ ..... Modco) .....	7,015,750	9,350,450
6.2 Policyholders' dividends and refunds to members not yet apportioned (including \$ ..... Modco) ...	2,432,989	
6.3 Coupons and similar benefits (including \$ ..... Modco) .....		
7. Amount provisionally held for deferred dividend policies not included in Line 6 .....		
8. Premiums and annuity considerations for life and accident and health contracts received in advance less \$ ..... discount; including \$ ..... 48,466 accident and health premiums .....	446,521	314,719
9. Contract liabilities not included elsewhere:		
9.1 Surrender values on canceled contracts .....		
9.2 Provision for experience rating refunds, including the liability of \$ ..... accident and health experience rating refunds of which \$ ..... is for medical loss ratio rebate per the Public Health Service Act .....		
9.3 Other amounts payable on reinsurance, including \$ ..... assumed and \$ ..... 887,986 ceded .....	887,986	920,312
9.4 Interest Maintenance Reserve .....	0	
10. Commissions to agents due or accrued-life and annuity contracts \$ ..... 178,995 , accident and health \$ ..... 183,861 and deposit-type contract funds \$ .....	362,856	472,371
11. Commissions and expense allowances payable on reinsurance assumed .....		
12. General expenses due or accrued .....	194,141	239,294
13. Transfers to Separate Accounts due or accrued (net) (including \$ ..... accrued for expense allowances recognized in reserves, net of reinsured allowances) .....		
14. Taxes, licenses and fees due or accrued, excluding federal income taxes .....	212,268	290,186
15.1 Current federal and foreign income taxes, including \$ ..... 0 on realized capital gains (losses) .....	0	891,700
15.2 Net deferred tax liability .....		
16. Unearned investment income .....	932,351	960,599
17. Amounts withheld or retained by reporting entity as agent or trustee .....	18,434,458	21,480,852
18. Amounts held for agents' account, including \$ ..... 48,684 agents' credit balances .....	48,684	20,137
19. Remittances and items not allocated .....	0	4,185,352
20. Net adjustment in assets and liabilities due to foreign exchange rates .....		
21. Liability for benefits for employees and agents if not included above .....		
22. Borrowed money \$ ..... and interest thereon \$ .....		
23. Dividends to stockholders declared and unpaid .....		
24. Miscellaneous liabilities:		
24.01 Asset valuation reserve .....	42,170,749	38,914,251
24.02 Reinsurance in unauthorized and certified (\$ ..... ) companies .....	753,228	749,628
24.03 Funds held under reinsurance treaties with unauthorized and certified (\$ ..... ) reinsurers .....		
24.04 Payable to parent, subsidiaries and affiliates .....	4,954,132	1,829,478
24.05 Drafts outstanding .....		
24.06 Liability for amounts held under uninsured plans .....		
24.07 Funds held under coinsurance .....		
24.08 Derivatives .....		
24.09 Payable for securities .....	13,654,332	11,952,912
24.10 Payable for securities lending .....		
24.11 Capital notes \$ ..... and interest thereon \$ .....		
25. Aggregate write-ins for liabilities .....	7,437,037	5,490,681
26. Total liabilities excluding Separate Accounts business (Lines 1 to 25) .....	2,528,088,434	2,554,752,687
27. From Separate Accounts Statement .....		
28. Total liabilities (Lines 26 and 27) .....	2,528,088,434	2,554,752,687
29. Common capital stock .....	3,000,550	3,000,550
30. Preferred capital stock .....		
31. Aggregate write-ins for other than special surplus funds .....	0	0
32. Surplus notes .....		
33. Gross paid in and contributed surplus .....	60,300,471	60,300,471
34. Aggregate write-ins for special surplus funds .....		
35. Unassigned funds (surplus) .....	182,019,637	179,247,584
36. Less treasury stock, at cost:		
36.1 ..... shares common (value included in Line 29 \$ ..... ) .....	0	
36.2 ..... shares preferred (value included in Line 30 \$ ..... ) .....		
37. Surplus (Total Lines 31+32+33+34+35-36) (including \$ ..... in Separate Accounts Statement) .....	242,320,108	239,548,055
38. Totals of Lines 29, 30 and 37 .....	245,320,658	242,548,605
39. Totals of Lines 28 and 38 (Page 2, Line 28, Col. 3)	2,773,409,092	2,797,301,292
<b>DETAILS OF WRITE-INS</b>		
2501. Liability on derivative collateral .....	4,720,000	2,740,000
2502. Uncashed check reserve .....	2,717,037	2,750,681
2503. ....		
2598. Summary of remaining write-ins for Line 25 from overflow page .....		
2599. Totals (Lines 2501 through 2503 plus 2598)(Line 25 above)	7,437,037	5,490,681
3101. ....		
3102. ....		
3103. ....		
3198. Summary of remaining write-ins for Line 31 from overflow page .....		
3199. Totals (Lines 3101 through 3103 plus 3198)(Line 31 above)	0	0
3401. ....		
3402. ....		
3403. ....		
3498. Summary of remaining write-ins for Line 34 from overflow page .....		
3499. Totals (Lines 3401 through 3403 plus 3498)(Line 34 above)		

**SUMMARY OF OPERATIONS**

	1 Current Year To Date	2 Prior Year To Date	3 Prior Year Ended December 31
1. Premiums and annuity considerations for life and accident and health contracts .....	22,732,842	21,591,850	93,840,782
2. Considerations for supplementary contracts with life contingencies .....	191,699	111,712	672,685
3. Net investment income .....	27,004,309	28,770,059	113,902,434
4. Amortization of Interest Maintenance Reserve (IMR) .....	(142,823)	17,381	(641,711)
5. Separate Accounts net gain from operations excluding unrealized gains or losses .....			
6. Commissions and expense allowances on reinsurance ceded .....	123,021	131,517	514,760
7. Reserve adjustments on reinsurance ceded .....			
8. Miscellaneous Income:			
8.1 Income from fees associated with investment management, administration and contract guarantees from Separate Accounts .....			
8.2 Charges and fees for deposit-type contracts .....			
8.3 Aggregate write-ins for miscellaneous income .....	29,521	2,877	(11,966)
9. Totals (Lines 1 to 8.3) .....	49,938,569	50,625,396	208,276,984
10. Death benefits .....	8,217,744	14,359,390	37,400,466
11. Matured endowments (excluding guaranteed annual pure endowments) .....	21,321	74,347	584,898
12. Annuity benefits .....	8,894,506	8,541,788	36,712,085
13. Disability benefits and benefits under accident and health contracts .....	645,678	618,190	2,484,667
14. Coupons, guaranteed annual pure endowments and similar benefits .....			
15. Surrender benefits and withdrawals for life contracts .....	48,667,825	21,604,942	117,010,894
16. Group conversions .....			
17. Interest and adjustments on contract or deposit-type contract funds .....	628,980	589,968	2,394,646
18. Payments on supplementary contracts with life contingencies .....	572,499	834,813	3,058,925
19. Increase in aggregate reserves for life and accident and health contracts .....	(29,415,457)	(6,661,488)	(37,347,850)
20. Totals (Lines 10 to 19) .....	38,233,096	39,961,950	162,298,731
21. Commissions on premiums, annuity considerations, and deposit-type contract funds (direct business only) .....	1,911,183	1,843,486	8,766,681
22. Commissions and expense allowances on reinsurance assumed .....		0	0
23. General insurance expenses and fraternal expenses .....	3,369,009	3,290,351	13,508,919
24. Insurance taxes, licenses and fees, excluding federal income taxes .....	437,033	463,587	2,129,090
25. Increase in loading on deferred and uncollected premiums .....	(87,725)	(214,488)	(69,656)
26. Net transfers to or (from) Separate Accounts net of reinsurance .....			
27. Aggregate write-ins for deductions .....	3	440	485
28. Totals (Lines 20 to 27) .....	43,862,599	45,345,326	186,634,250
29. Net gain from operations before dividends to policyholders and federal income taxes (Line 9 minus Line 28) .....	6,075,970	5,280,070	21,642,734
30. Dividends to policyholders and refunds to members .....	2,432,988	2,414,766	8,959,757
31. Net gain from operations after dividends to policyholders, refunds to members and before federal income taxes (Line 29 minus Line 30) .....	3,642,982	2,865,304	12,682,977
32. Federal and foreign income taxes incurred (excluding tax on capital gains) .....	1,201,373	42,130	4,000,797
33. Net gain from operations after dividends to policyholders, refunds to members and federal income taxes and before realized capital gains or (losses) (Line 31 minus Line 32) .....	2,441,609	2,823,174	8,682,180
34. Net realized capital gains (losses) (excluding gains (losses) transferred to the IMR) less capital gains tax of \$ ..... (351,116) (excluding taxes of \$ ..... (934) transferred to the IMR) .....	(999,846)	491,444	(329,268)
35. Net income (Line 33 plus Line 34) .....	1,441,763	3,314,618	8,352,912
<b>CAPITAL AND SURPLUS ACCOUNT</b>			
36. Capital and surplus, December 31, prior year .....	242,548,605	240,405,690	240,405,690
37. Net income (Line 35) .....	1,441,763	3,314,618	8,352,912
38. Change in net unrealized capital gains (losses) less capital gains tax of \$ ..... 870,291	3,273,955	(1,333,608)	(8,082,668)
39. Change in net unrealized foreign exchange capital gain (loss) .....			
40. Change in net deferred income tax .....	531,046	(172,065)	1,428,642
41. Change in nonadmitted assets .....	838,588	(270,847)	(4,001,988)
42. Change in liability for reinsurance in unauthorized and certified companies .....	(3,600)	(639,225)	25,886
43. Change in reserve on account of change in valuation basis, (increase) or decrease .....			
44. Change in asset valuation reserve .....	(3,256,498)	4,586,119	5,362,935
45. Change in treasury stock .....		0	
46. Surplus (contributed to) withdrawn from Separate Accounts during period .....			
47. Other changes in surplus in Separate Accounts Statement .....		0	
48. Change in surplus notes .....			
49. Cumulative effect of changes in accounting principles .....		0	
50. Capital changes:			
50.1 Paid in .....			
50.2 Transferred from surplus (Stock Dividend) .....			
50.3 Transferred to surplus .....			
51. Surplus adjustment:			
51.1 Paid in .....	0	0	
51.2 Transferred to capital (Stock Dividend) .....			
51.3 Transferred from capital .....			
51.4 Change in surplus as a result of reinsurance .....			
52. Dividends to stockholders .....		0	
53. Aggregate write-ins for gains and losses in surplus .....	(53,201)	8,281	(942,804)
54. Net change in capital and surplus for the year (Lines 37 through 53) .....	2,772,053	5,493,273	2,142,915
55. Capital and surplus, as of statement date (Lines 36 + 54) .....	245,320,658	245,898,963	242,548,605
<b>DETAILS OF WRITE-INS</b>			
08.301. Miscellaneous income .....	29,521	2,877	(11,966)
08.302. ....			
08.303. ....			
08.398. Summary of remaining write-ins for Line 8.3 from overflow page .....	0	0	0
08.399. Totals (Lines 08.301 through 08.303 plus 08.398) (Line 8.3 above) .....	29,521	2,877	(11,966)
2701. Fines and penalties to regulatory authorities .....	3	440	485
2702. ....			
2703. ....			
2798. Summary of remaining write-ins for Line 27 from overflow page .....	0	0	0
2799. Totals (Lines 2701 through 2703 plus 2798)(Line 27 above) .....	3	440	485
5301. Change in pension and post retirement plans net of deferred tax .....	0	0	(1,029,639)
5302. Change in deferred tax on non admitted items .....	(53,201)	8,281	86,835
5303. ....			
5398. Summary of remaining write-ins for Line 53 from overflow page .....	0	0	0
5399. Totals (Lines 5301 through 5303 plus 5398)(Line 53 above) .....	(53,201)	8,281	(942,804)

## STATEMENT AS OF MARCH 31, 2023 OF THE American National Life Insurance Company of New York

**CASH FLOW**

	1 Current Year To Date	2 Prior Year To Date	3 Prior Year Ended December 31
<b>Cash from Operations</b>			
1. Premiums collected net of reinsurance .....	23,076,286	21,935,099	94,796,466
2. Net investment income .....	27,238,519	29,354,264	117,347,421
3. Miscellaneous income .....	152,542	134,394	502,798
4. Total (Lines 1 to 3) .....	50,467,347	51,423,757	212,646,685
5. Benefit and loss related payments .....	65,937,342	47,415,802	196,162,380
6. Net transfers to Separate Accounts, Segregated Accounts and Protected Cell Accounts .....	0	0	0
7. Commissions, expenses paid and aggregate write-ins for deductions .....	5,889,743	5,554,640	24,580,064
8. Dividends paid to policyholders .....	2,334,699	2,314,100	9,036,069
9. Federal and foreign income taxes paid (recovered) net of \$ ..... (558,496) tax on capital gains (losses) .....	1,834,019	1,221,576	1,843,413
10. Total (Lines 5 through 9) .....	75,995,803	56,506,118	231,621,926
11. Net cash from operations (Line 4 minus Line 10) .....	(25,528,456)	(5,082,361)	(18,975,241)
<b>Cash from Investments</b>			
12. Proceeds from investments sold, matured or repaid:			
12.1 Bonds .....	57,579,651	46,347,745	250,514,987
12.2 Stocks .....	0	0	0
12.3 Mortgage loans .....	2,774,242	5,094,470	78,041,500
12.4 Real estate .....	0	0	0
12.5 Other invested assets .....	1,034,630	2,355,886	11,509,169
12.6 Net gains or (losses) on cash, cash equivalents and short-term investments .....	0	0	0
12.7 Miscellaneous proceeds .....	2,679,802	974,871	(2,267,124)
12.8 Total investment proceeds (Lines 12.1 to 12.7) .....	64,068,325	54,772,972	337,798,532
13. Cost of investments acquired (long-term only):			
13.1 Bonds .....	13,600,000	96,510,080	177,780,189
13.2 Stocks .....	0	0	0
13.3 Mortgage loans .....	1,875,524	10,791,007	209,729,419
13.4 Real estate .....	44,240	0	320,000
13.5 Other invested assets .....	136,697	6,346,965	21,716,508
13.6 Miscellaneous applications .....	11,868,248	65,081,115	53,128,203
13.7 Total investments acquired (Lines 13.1 to 13.6) .....	27,524,709	178,729,167	462,674,319
14. Net increase (or decrease) in contract loans and premium notes .....	229,486	(747,780)	(695,748)
15. Net cash from investments (Line 12.8 minus Line 13.7 and Line 14) .....	36,314,130	(123,208,415)	(124,180,038)
<b>Cash from Financing and Miscellaneous Sources</b>			
16. Cash provided (applied):			
16.1 Surplus notes, capital notes .....	0	0	0
16.2 Capital and paid in surplus, less treasury stock .....	0	0	0
16.3 Borrowed funds .....	0	0	0
16.4 Net deposits on deposit-type contracts and other insurance liabilities .....	(723,610)	(598,401)	(2,765,139)
16.5 Dividends to stockholders .....	0	0	0
16.6 Other cash provided (applied) .....	(43,259,785)	(3,335,374)	14,497,991
17. Net cash from financing and miscellaneous sources (Line 16.1 through Line 16.4 minus Line 16.5 plus Line 16.6) .....	(43,983,395)	(3,933,775)	11,732,852
<b>RECONCILIATION OF CASH, CASH EQUIVALENTS AND SHORT-TERM INVESTMENTS</b>			
18. Net change in cash, cash equivalents and short-term investments (Line 11, plus Lines 15 and 17) .....	(33,197,721)	(132,224,551)	(131,422,427)
19. Cash, cash equivalents and short-term investments:			
19.1 Beginning of year .....	58,314,209	189,736,637	189,736,637
19.2 End of period (Line 18 plus Line 19.1) .....	25,116,488	57,512,086	58,314,209

Note: Supplemental disclosures of cash flow information for non-cash transactions:

20.0001. ....		0	
---------------	--	---	--

## EXHIBIT 1

### DIRECT PREMIUMS AND DEPOSIT-TYPE CONTRACTS

	1 Current Year To Date	2 Prior Year To Date	3 Prior Year Ended December 31
1. Industrial life .....	0		0
2. Ordinary life insurance .....	15,736,164	14,872,834	60,705,715
3. Ordinary individual annuities .....	4,861,383	7,014,850	34,359,054
4. Credit life (group and individual) .....	191,808	162,666	686,462
5. Group life insurance .....	0	0	0
6. Group annuities .....	2,533,760	0	0
7. A & H - group .....	0	0	0
8. A & H - credit (group and individual) .....	214,994	188,608	843,235
9. A & H - other .....	797,862	871,559	3,400,566
10. Aggregate of all other lines of business .....	0	0	0
11. Subtotal (Lines 1 through 10) .....	24,335,971	23,110,517	99,995,032
12. Fraternal (Fraternal Benefit Societies Only) .....	0		0
13. Subtotal (Lines 11 through 12) .....	24,335,971	23,110,517	99,995,032
14. Deposit-type contracts .....	2,051,405	1,239,767	2,338,411
15. Total (Lines 13 and 14)	26,387,376	24,350,284	102,333,443
DETAILS OF WRITE-INS			
1001. ....			
1002. ....			
1003. ....			
1098. Summary of remaining write-ins for Line 10 from overflow page .....			
1099. Totals (Lines 1001 through 1003 plus 1098)(Line 10 above)			

## NOTES TO FINANCIAL STATEMENTS

**NOTE 1 Summary of Significant Accounting Policies and Going Concern**
**A. Accounting Practices**

The financial statements of American National Life Insurance Company of New York ("the Company") are presented on the basis of accounting practices prescribed or permitted by the New York State Department of Financial Services.

The New York State Department of Financial Services recognizes only statutory accounting practices prescribed or permitted by the State of New York for determining and reporting the financial condition and results of operations of an insurance company, and for determining its solvency under the New York Insurance Law. The National Association of Insurance Commissioners' (NAIC) Accounting Practices and Procedures Manual, (NAIC SAP) has been adopted as a component of prescribed or permitted practices by the State of New York.

A reconciliation of the Company's net income and capital and surplus between NAIC SAP and practices or permitted by the State of New York as of March 31, 2023 and December 31, 2022 is shown below:

	SSAP #	F/S Page	F/S Line #	2023	2022
NET INCOME					
(1) State basis (Page 4, Line 35, Columns 1 & 3)	XXX	XXX	XXX	\$ 1,441,763	\$ 8,352,912
(2) State Prescribed Practices that are an increase/(decrease) from NAIC SAP:					
(3) State Permitted Practices that are an increase/(decrease) from NAIC SAP:					
(4) NAIC SAP (1-2-3=4)	XXX	XXX	XXX	\$ 1,441,763	\$ 8,352,912
SURPLUS					
(5) State basis (Page 3, Line 38, Columns 1 & 2)	XXX	XXX	XXX	\$ 245,320,658	\$ 242,548,605
(6) State Prescribed Practices that are an increase/(decrease) from NAIC SAP:					
(7) State Permitted Practices that are an increase/(decrease) from NAIC SAP:					
(8) NAIC SAP (5-6-7=8)	XXX	XXX	XXX	\$ 245,320,658	\$ 242,548,605

**B. Use of Estimates in the Preparation of the Financial Statements**

No significant change.

**C. Accounting Policy**

1) No significant change.

2) The Company has no investment in mandatory convertible securities or SVO identified investments. Bonds not backed by other loans are generally stated at amortized cost using the scientific interest method, except for bonds with an NAIC designation 6, which are recorded at the lower of cost or estimated fair value.

3-5) No significant change.

6) Loan-backed securities are stated at amortized cost using the retrospective method including anticipated prepayments at the date of purchase, except for those with a NAIC designation 6, which are stated at lower of amortized cost or estimated fair value.

7-13) No significant change.

**D. Going Concern**

Based upon its evaluation of relevant conditions and events, management does not have substantial doubt about the Company's ability to continue as a going concern.

**NOTE 2 Accounting Changes and Corrections of Errors**

No significant change.

**NOTE 3 Business Combinations and Goodwill**

No significant change.

**NOTE 4 Discontinued Operations**

No significant change.

**NOTE 5 Investments**
**A. Mortgage Loans, including Mezzanine Real Estate Loans**

No significant change.

**B. Debt Restructuring**

No significant change.

**C. Reverse Mortgages**

No significant change.

**D. Loan-Backed Securities**

(1) Prepayment assumptions for mortgage-backed/loan-backed securities were obtained from independent third party pricing services or internal estimates.

(2) At March 31, 2023, the Company did not have any securities within the scope of SSAP No. 43R, Revised Statutory Accounting for Loan-backed and Structured Securities, with a recognized other-than-temporary impairment due to the intent to sell or an inability or lack of intent to retain the security for a period of time sufficient to recover the amortized cost basis.

(3) At March 31, 2023, the Company did not hold any loan-backed and structured securities with a recognized credit-related other-than-temporary impairment.

(4)

a) The aggregate amount of unrealized losses:

1. Less than 12 Months	\$ (27)
2. 12 Months or Longer	\$ (3,249,548)

b) The aggregate related fair value of securities with unrealized losses:

1. Less than 12 Months	\$ 10,030
2. 12 Months or Longer	\$ 34,754,184

(5) All loan-backed and structured securities in an unrealized loss position were reviewed to determine whether an other-than-temporary impairment should be recognized. As of March 31, 2023, the Company believes it has the intent and ability to hold these securities long enough to allow the cost basis of these securities to be recovered. Although the investment securities above did not meet management's criteria for other-than-temporary impairment at this time, it is possible that future events or information could cause them to conclude that declines in value are other-than-temporary.

**E. Dollar Repurchase Agreements and/or Securities Lending Transactions**

Not applicable - The Company has no repurchase agreements or securities lending transactions.

**F. Repurchase Agreements Transactions Accounted for as Secured Borrowing**

Not applicable - The Company has no repurchase agreements transactions accounted for as secured borrowing.

**G. Reverse Repurchase Agreements Transactions Accounted for as Secured Borrowing**

Not applicable - The Company has no reverse repurchase agreements transactions accounted for as secured borrowing.

**H. Repurchase Agreements Transactions Accounted for as a Sale**

Not applicable - The Company has no repurchase agreements transactions accounted for as a sale.

**I. Reverse Repurchase Agreements Transactions Accounted for as a Sale**

Not applicable - The Company has no reverse repurchase agreements transactions accounted for as a sale.



## NOTES TO FINANCIAL STATEMENTS

- J. Real Estate  
No significant change.
- K. Low Income Housing tax Credits (LIHTC)  
No significant change.
- L. Restricted Assets  
No significant change.
- M. Working Capital Finance Investments  
Not applicable - The Company has no working capital finance investments.
- N. Offsetting and Netting of Assets and Liabilities  
Not applicable - The Company has not offset or netted assets and liabilities in accordance with SSAP No. 64, Offsetting and Netting of Assets and Liabilities.
- O. 5GI Securities  
No significant change.
- P. Short Sales  
No significant change.
- Q. Prepayment Penalty and Acceleration Fees  
No significant change.
- R. Reporting Entity's Share of Cash Pool by Asset Type  
Not applicable - The Company does not participate in any cash pools.

**NOTE 6 Joint Ventures, Partnerships and Limited Liability Companies**

No significant change.

**NOTE 7 Investment Income**

No significant change.

**NOTE 8 Derivative Instruments**

## A. Derivatives under SSAP No. 86—Derivatives

The Company issues indexed deferred annuities, with credit returns based on the performance of underlying equity indexes. However, the indexed credits cannot be less than minimum guarantees. The Company issues policies once a week and purchases options at the same time, thereby closely matching the timing and other characteristics of the option assets to the indexed-related liabilities. The Company purchases the options from a number of different well-regarded parties and further mitigates credit risk by negotiating collateral deposit agreements with the counter-parties. All options are stated at fair value net of collateral and are reported on the Derivatives line on the Asset page. Changes in the values of the options are recorded as changes in unrealized gains.

## B. Derivatives under SSAP No. 108—Derivative Hedging Variable Annuity Guarantees

Not applicable - The Company has no derivatives hedging variable annuity guarantees under SSAP No. 108.

**NOTE 9 Income Taxes**

No significant change.

**NOTE 10 Information Concerning Parent, Subsidiaries, Affiliates and Other Related Parties**

No significant change.

**NOTE 11 Debt**

## A. No significant change.

## B. FHLB (Federal Home Loan Bank) Agreements

Not applicable - The Company has no Federal Home Loan Bank (FHLB) agreements.

**NOTE 12 Retirement Plans, Deferred Compensation, Postemployment Benefits and Compensated Absences and Other Postretirement Benefit Plans**

## A. Defined Benefit Plan

(1)-(3) No significant change.

	Pension Benefits		Postretirement Benefits		Special or Contractual Benefits Per SSAP No. 11	
	2023	2022	2023	2022	2023	2022
(4) Components of net periodic benefit cost						
a. Service cost	\$ 23,050	\$ 92,206				
b. Interest cost	\$ 161,827	\$ 647,307	\$ 6,245	\$ 24,979		
c. Expected return on plan assets	\$ (427,277)	\$ (1,709,106)				
d. Transition asset or obligation						
e. Gains and losses		\$ -	\$ 2,585	\$ 10,340		
f. Prior service cost or credit						
g. Gain or loss recognized due to a settlement or curtailment						
h. Total net periodic benefit cost	\$ (242,400)	\$ (969,593)	\$ 8,830	\$ 35,319	\$ -	\$ -

(5)-(18) No significant change.

## B. Defined Benefit Plan - Investment Policies and Strategies

No significant change.

## C. The fair value of each class of plan assets

No significant change.

## D. The overall expected long-term rate-of-return-on-assets assumption

No significant change.

## E. Defined Contribution Plan

No significant change.

## F. Multiemployer Plans

No significant change.

## G. Consolidated/Holding Company Plans

No significant change.

## H. Postemployment Benefits and Compensated Absences

No significant change.

## I. Impact of Medicare Modernization Act on Postretirement Benefits (INT 04-17)

No significant change.

**NOTE 13 Capital and Surplus, Dividend Restrictions and Quasi-Reorganizations**

No significant change.

**NOTE 14 Liabilities, Contingencies and Assessments**

## A. Contingent Commitments

(1) Total contingent liabilities: \$ 35,342,032

The Company had aggregate commitments at March 31, 2023 to purchase other invested assets of \$35,342,032 of which \$20,613,354 is expected to be funded in 2023. The remaining balance of \$14,728,678 will be funded in 2024 and beyond.

(2-3) The Company has made no guarantees under these commitments.

B-F. No significant change.

## NOTES TO FINANCIAL STATEMENTS

**NOTE 15 Leases**

No significant change.

**NOTE 16 Information About Financial Instruments With Off-Balance Sheet Risk and Financial Instruments With Concentrations of Credit Risk**

No significant change.

**NOTE 17 Sale, Transfer and Servicing of Financial Assets and Extinguishments of Liabilities**

Not applicable - The Company had no sales, transfers or servicing of financial assets and extinguishment of liabilities during the reporting periods.

**NOTE 18 Gain or Loss to the Reporting Entity from Uninsured Plans and the Uninsured Portion of Partially Insured Plans**

No significant change.

**NOTE 19 Direct Premium Written/Produced by Managing General Agents/Third Party Administrators**

No significant change.

**NOTE 20 Fair Value Measurements**

A.

## (1) Fair Value Measurements at Reporting Date

Description for each class of asset or liability	(Level 1)	(Level 2)	(Level 3)	Net Asset Value (NAV)	Total
a. Assets at fair value					
Common Stock-Unaffiliated	\$ 35,928				\$ 35,928
Bonds		\$ 39,791,779			\$ 39,791,779
Options			\$ 5,182,620		\$ 5,182,620
<b>Total assets at fair value/NAV</b>	<b>\$ 35,928</b>	<b>\$ 39,791,779</b>	<b>\$ 5,182,620</b>	<b>\$ -</b>	<b>\$ 45,010,327</b>

Description for each class of asset or liability	(Level 1)	(Level 2)	(Level 3)	Net Asset Value (NAV)	Total
b. Liabilities at fair value					
<b>Total liabilities at fair value</b>	<b>\$ -</b>	<b>\$ -</b>	<b>\$ -</b>	<b>\$ -</b>	<b>\$ -</b>

## (2) Fair Value Measurements in (Level 3) of the Fair Value hierarchy

Description	Ending Balance as of Prior Quarter End	Transfers into Level 3	Transfers out of Level 3	Total gains and (losses) included in Net Income	Total gains and (losses) included in Surplus	Purchases	Issuances	Sales	Settlements	Ending Balance for Current Quarter End
a. Assets										
Options	\$ 2,838,448			\$ (490,095)	\$ 1,468,477	\$1,365,790				\$ 5,182,620
<b>Total Assets</b>	<b>\$ 2,838,448</b>	<b>\$ -</b>	<b>\$ -</b>	<b>\$ (490,095)</b>	<b>\$ 1,468,477</b>	<b>\$1,365,790</b>	<b>\$ -</b>	<b>\$ -</b>	<b>\$ -</b>	<b>\$ 5,182,620</b>

Description	Ending Balance as of Prior Quarter End	Transfers into Level 3	Transfers out of Level 3	Total gains and (losses) included in Net Income	Total gains and (losses) included in Surplus	Purchases	Issuances	Sales	Settlements	Ending Balance for Current Quarter End
b. Liabilities										
<b>Total Liabilities</b>	<b>\$ -</b>	<b>\$ -</b>	<b>\$ -</b>	<b>\$ -</b>	<b>\$ -</b>	<b>\$ -</b>	<b>\$ -</b>	<b>\$ -</b>	<b>\$ -</b>	<b>\$ -</b>

(3) Transfers between levels, if any, are recognized at the beginning of the reporting period.

(4) The market values of equity and debt securities are obtained from various pricing services. There has been no change in the valuation techniques and related inputs.

(5) The fair value information for derivative assets is included in the above tables.

B. Fair value is defined as the price that would be received to sell an asset or paid to transfer a liability. A fair value hierarchy is used to determine fair value based on a hypothetical transaction at the measurement date from the perspective of a market participant. An asset or liability's classification within the fair value hierarchy is based on the lowest level of significant input to its valuation. The input levels are defined as follows:

Level 1 - Unadjusted quoted prices in active markets for identical assets or liabilities. The Company defines active markets based on average trading volume for equity securities. The size of the bid/ask spread is used as an indicator of market activity for fixed maturity securities.

Level 2 - Quoted prices in markets that are not active or inputs that are observable directly or indirectly. Level 2 inputs include quoted prices for similar assets or liabilities other than quoted prices in Level 1; quoted prices in markets that are not active; or other inputs that are observable or can be derived principally from or corroborated by observable market data for substantially the full term of the assets or liabilities.

Level 3 - Unobservable inputs that are supported by little or no market activity and are significant to the fair value of the assets or liabilities. Unobservable inputs reflect the Company's own assumptions about the assumptions that market participants would use in pricing the asset or liability. Level 3 assets and liabilities include financial instruments whose values are determined using pricing models and third-party evaluation, as well as instruments for which the determination of fair value requires significant management judgment or estimation.

The Company has evaluated the various types of securities in its investment portfolio to determine an appropriate fair value hierarchy level based upon trading activity and the observability of market inputs. Based on the results of this evaluation and investment class analysis, each price was classified into Level 1, 2, or 3.

The pricing service utilizes market quotations for fixed maturity securities that have quoted prices in active markets. Since fixed maturities generally do not trade on a daily basis, the pricing service prepares estimates of fair value measurements for these securities using its proprietary pricing applications, which include available relevant market information, benchmark curves, benchmarking of like securities, sector groupings and matrix pricing. Additionally, the pricing service uses an Option Adjusted Spread model to develop prepayment and interest rate scenarios.

Equity and fixed income securities are priced by independent pricing services. The pricing service evaluates each asset class based on relevant market information, relevant credit information, perceived market movements and sector news. The market inputs utilized in the pricing evaluation, listed in the approximate order of priority, include benchmark yields, reported trades, broker/dealer quotes, issuer spreads, two-sided markets, benchmark securities, bids, offers, reference data, and economic events. The extent of the use of each market input depends on the asset class and the market conditions. Depending on the security, the priority of the use of inputs may change or some market inputs may not be relevant. For some securities additional inputs may be necessary.

The Company has reviewed the inputs and methodology used by the pricing service and the techniques applied by the pricing service to produce quotes that represent the fair value of a specific security. The review of the pricing service's methodology confirms the service is utilizing information from organized transactions or a technique that represents a market participant's assumptions. The Company does not adjust quotes received by the pricing service.

The pricing service utilized by the Company has indicated that they will only produce an estimate of fair value if there is objectively verifiable information available. If the pricing service discontinues pricing an investment, the Company would be required to produce an estimate of fair value using some of the same methodologies as the pricing service, but would have to make assumptions for market-based inputs that are unavailable due to market conditions.

The fair value estimates of most fixed maturity investments including municipal bonds are based on observable market information rather than market quotes. Accordingly, the estimates of fair value for such fixed maturities provided by the pricing service are included in the amount disclosed in Level 2 of the hierarchy.

## NOTES TO FINANCIAL STATEMENTS

Additionally, the Company holds a small amount of fixed maturities that have characteristics that make them unsuitable for matrix pricing. For these securities, a quote from a broker (typically a market maker) is obtained. Due to the disclaimers on these quotes that indicate that the price is indicative only, the Company includes these fair value estimates in Level 3. The pricing of certain private placement debt also includes significant non-observable inputs, the internally determined credit rating of the security and an externally provided credit spread, and are classified in Level 3.

For public common and preferred stocks, the Company receives prices from a nationally recognized pricing service that are based on observable market transactions and these securities are disclosed in Level 1. For certain preferred stock held, current market quotes in active markets are unavailable. In these instances, the Company receives an estimate of fair value from the pricing service that provides fair value estimates for the fixed maturity securities. The service utilizes some of the same methodologies to price the preferred stocks as it does for the fixed maturities. These estimates for equity securities are disclosed in Level 2.

The market value of derivative instruments is obtained by a pricing service. Due to the disclaimers that the prices is indicative only, the Company includes these fair value estimates in Level 3.

The fair value of surplus debentures is obtained from the pricing service.

The fair value of mortgage loans is estimated using discounted cash flow analyses. Fair value is calculated on a loan by loan basis by applying a discount rate to expected cash flows from future installment and balloon payments. The discount rate takes into account general market trends and specific credit risk trends for the individual loan. Factors used to arrive at the discount rate include inputs from spreads based on U.S. Treasury notes and the loan's credit rating, region, property type, lien number, payment type and current status. The Company includes these fair values in Level 3.

- C. Aggregate fair value for all financial instruments and the level within the fair value hierarchy in which the fair value measurements in their entirety fall. The table below reflects the fair values and admitted values of all admitted assets that are financial instruments. The fair values are also categorized into the three-level fair value hierarchy as described above in the Note 20A.

Type of Financial Instrument	Aggregate Fair Value	Admitted Assets	(Level 1)	(Level 2)	(Level 3)	Net Asset Value (NAV)	Not Practicable (Carrying Value)
Bonds	\$ 1,791,074,672	\$ 1,915,225,884	\$ 1,045,901	\$ 1,790,028,771			
Common Stock-Unaffiliated	\$ 35,928	\$ 35,928	\$ 35,928				
Preferred Stock	\$ 1,955,530	\$ 1,955,530	\$ 1,955,530				
Surplus Debentures/BA Assets	\$ 5,078,888	\$ 5,078,888			\$ 5,078,888		
Options	\$ 5,182,620	\$ 5,182,620			\$ 5,182,620		
Mortgage Loans	\$ 547,626,067	\$ 599,766,984			\$ 547,626,067		

- D. Not Practicable to Estimate Fair Value  
Not applicable - As of March 31, 2023, there were no financial instruments for which it is not practicable for the Company to estimate the fair value.
- E. Investments measured using Net Asset Value  
Not applicable - The Company had no investments measured using Net Asset Value.

#### NOTE 21 Other Items

A-I. No significant change.

#### NOTE 22 Events Subsequent

No significant change.

#### NOTE 23 Reinsurance

No significant change.

#### NOTE 24 Retrospectively Rated Contracts & Contracts Subject to Redetermination

Not applicable - The Company had no retrospectively rated contracts or contracts subject to redetermination during the reporting periods.

#### NOTE 25 Change in Incurred Losses and Loss Adjustment Expenses

A. Claim reserves on accident and health contracts as of December 31, 2022 were \$6,759,310. As of March 31, 2023, \$449,375 has been paid for claims and claim adjustment expenses attributable to insured events of prior years. Reserves remaining for prior years are now \$5,535,158 as a result of re-estimation of unpaid claims and claim adjustment expenses principally on disability and credit lines of insurance. Therefore, there has been a \$65,695 favorable prior-year development from December 31, 2022 to March 31, 2023. Original estimates are increased or decreased, as additional information becomes known regarding individual claims.

B. There were no significant changes in methods or assumptions.

#### NOTE 26 Intercompany Pooling Arrangements

No significant change.

#### NOTE 27 Structured Settlements

No significant change.

#### NOTE 28 Health Care Receivables

No significant change.

#### NOTE 29 Participating Policies

No significant change.

#### NOTE 30 Premium Deficiency Reserves

No significant change.

#### NOTE 31 Reserves for Life Contracts and Annuity Contracts

No significant change.

#### NOTE 32 Analysis of Annuity Actuarial Reserves and Deposit Type Contract Liabilities by Withdrawal Characteristics

No significant change.

#### NOTE 33 Analysis of Life Actuarial Reserves by Withdrawal Characteristics

No significant change.

#### NOTE 34 Premium & Annuity Considerations Deferred and Uncollected

No significant change.

#### NOTE 35 Separate Accounts

No significant change.

#### NOTE 36 Loss/Claim Adjustment Expenses

No significant change.

STATEMENT AS OF MARCH 31, 2023 OF THE American National Life Insurance Company of New York  
**GENERAL INTERROGATORIES**

**PART 1 - COMMON INTERROGATORIES**

**GENERAL**

- 1.1 Did the reporting entity experience any material transactions requiring the filing of Disclosure of Material Transactions with the State of Domicile, as required by the Model Act? ..... Yes [ ] No [  ]
- 1.2 If yes, has the report been filed with the domiciliary state? ..... Yes [ ] No [ ]
- 2.1 Has any change been made during the year of this statement in the charter, by-laws, articles of incorporation, or deed of settlement of the reporting entity? ..... Yes [ ] No [  ]
- 2.2 If yes, date of change: ..... \_\_\_\_\_
- 3.1 Is the reporting entity a member of an Insurance Holding Company System consisting of two or more affiliated persons, one or more of which is an insurer? ..... Yes [  ] No [ ]  
 If yes, complete Schedule Y, Parts 1 and 1A.
- 3.2 Have there been any substantial changes in the organizational chart since the prior quarter end? ..... Yes [  ] No [ ]
- 3.3 If the response to 3.2 is yes, provide a brief description of those changes.  
 The reporting entity and certain affiliates became direct subsidiaries of a new entity, American National Insurance Holdings, Inc., a direct subsidiary of American National Group, LLC, without change in ultimate control. ....
- 3.4 Is the reporting entity publicly traded or a member of a publicly traded group? ..... Yes [  ] No [ ]
- 3.5 If the response to 3.4 is yes, provide the CIK (Central Index Key) code issued by the SEC for the entity/group. .... 1837429
- 4.1 Has the reporting entity been a party to a merger or consolidation during the period covered by this statement? ..... Yes [ ] No [  ]
- 4.2 If yes, provide the name of the entity, NAIC Company Code, and state of domicile (use two letter state abbreviation) for any entity that has ceased to exist as a result of the merger or consolidation.

1 Name of Entity	2 NAIC Company Code	3 State of Domicile
.....	.....	.....

5. If the reporting entity is subject to a management agreement, including third-party administrator(s), managing general agent(s), attorney-in-fact, or similar agreement, have there been any significant changes regarding the terms of the agreement or principals involved? ..... Yes [ ] No [ ] N/A [  ]  
 If yes, attach an explanation.  
 .....
- 6.1 State as of what date the latest financial examination of the reporting entity was made or is being made. .... 12/31/2020
- 6.2 State the as of date that the latest financial examination report became available from either the state of domicile or the reporting entity. This date should be the date of the examined balance sheet and not the date the report was completed or released. .... 12/31/2020
- 6.3 State as of what date the latest financial examination report became available to other states or the public from either the state of domicile or the reporting entity. This is the release date or completion date of the examination report and not the date of the examination (balance sheet date). .... 06/17/2022
- 6.4 By what department or departments?  
 New York State Department of Financial Services .....
- 6.5 Have all financial statement adjustments within the latest financial examination report been accounted for in a subsequent financial statement filed with Departments? ..... Yes [ ] No [ ] N/A [  ]
- 6.6 Have all of the recommendations within the latest financial examination report been complied with? ..... Yes [ ] No [ ] N/A [  ]
- 7.1 Has this reporting entity had any Certificates of Authority, licenses or registrations (including corporate registration, if applicable) suspended or revoked by any governmental entity during the reporting period? ..... Yes [ ] No [  ]
- 7.2 If yes, give full information:  
 .....
- 8.1 Is the company a subsidiary of a bank holding company regulated by the Federal Reserve Board? ..... Yes [ ] No [  ]
- 8.2 If response to 8.1 is yes, please identify the name of the bank holding company.  
 .....
- 8.3 Is the company affiliated with one or more banks, thrifts or securities firms? ..... Yes [  ] No [ ]
- 8.4 If response to 8.3 is yes, please provide below the names and location (city and state of the main office) of any affiliates regulated by a federal regulatory services agency [i.e. the Federal Reserve Board (FRB), the Office of the Comptroller of the Currency (OCC), the Federal Deposit Insurance Corporation (FDIC) and the Securities Exchange Commission (SEC)] and identify the affiliate's primary federal regulator.

1 Affiliate Name	2 Location (City, State)	3 FRB	4 OCC	5 FDIC	6 SEC
ANICO Financial Services Inc .....	Galveston, Texas .....	...NO...	...NO...	...NO...	...YES...

STATEMENT AS OF MARCH 31, 2023 OF THE American National Life Insurance Company of New York  
**GENERAL INTERROGATORIES**

- 9.1 Are the senior officers (principal executive officer, principal financial officer, principal accounting officer or controller, or persons performing similar functions) of the reporting entity subject to a code of ethics, which includes the following standards? ..... Yes [ X ] No [ ]
- (a) Honest and ethical conduct, including the ethical handling of actual or apparent conflicts of interest between personal and professional relationships;
- (b) Full, fair, accurate, timely and understandable disclosure in the periodic reports required to be filed by the reporting entity;
- (c) Compliance with applicable governmental laws, rules and regulations;
- (d) The prompt internal reporting of violations to an appropriate person or persons identified in the code; and
- (e) Accountability for adherence to the code.
- 9.11 If the response to 9.1 is No, please explain:  
 .....
- 9.2 Has the code of ethics for senior managers been amended? ..... Yes [ ] No [ X ]
- 9.21 If the response to 9.2 is Yes, provide information related to amendment(s).  
 .....
- 9.3 Have any provisions of the code of ethics been waived for any of the specified officers? ..... Yes [ ] No [ X ]
- 9.31 If the response to 9.3 is Yes, provide the nature of any waiver(s).  
 .....

**FINANCIAL**

- 10.1 Does the reporting entity report any amounts due from parent, subsidiaries or affiliates on Page 2 of this statement? ..... Yes [ X ] No [ ]
- 10.2 If yes, indicate any amounts receivable from parent included in the Page 2 amount: ..... \$ ..... 0

**INVESTMENT**

- 11.1 Were any of the stocks, bonds, or other assets of the reporting entity loaned, placed under option agreement, or otherwise made available for use by another person? (Exclude securities under securities lending agreements.) ..... Yes [ ] No [ X ]
- 11.2 If yes, give full and complete information relating thereto:  
 .....
12. Amount of real estate and mortgages held in other invested assets in Schedule BA: ..... \$ .....
13. Amount of real estate and mortgages held in short-term investments: ..... \$ .....
- 14.1 Does the reporting entity have any investments in parent, subsidiaries and affiliates? ..... Yes [ X ] No [ ]
- 14.2 If yes, please complete the following:
- |   | 1<br>Prior Year-End<br>Book/Adjusted<br>Carrying Value | 2<br>Current Quarter<br>Book/Adjusted<br>Carrying Value |
|---|--|---|
| 14.21 Bonds .....   | \$ ..... 0   | \$ .....  |
| 14.22 Preferred Stock .....   | \$ ..... 0   | \$ .....  |
| 14.23 Common Stock .....  | \$ ..... 0   | \$ .....  |
| 14.24 Short-Term Investments .....  | \$ ..... 0   | \$ .....  |
| 14.25 Mortgage Loans on Real Estate .....   | \$ ..... 0   | \$ ..... 175,236,963                                    |
| 14.26 All Other .....   | \$ ..... 0   | \$ .....  |
| 14.27 Total Investment in Parent, Subsidiaries and Affiliates (Subtotal Lines 14.21 to 14.26) ..... | \$ ..... 0   | \$ ..... 175,236,963                                    |
| 14.28 Total Investment in Parent included in Lines 14.21 to 14.26 above .....                       | \$ .....   | \$ .....  |
- 15.1 Has the reporting entity entered into any hedging transactions reported on Schedule DB? ..... Yes [ ] No [ X ]
- 15.2 If yes, has a comprehensive description of the hedging program been made available to the domiciliary state? ..... Yes [ ] No [ ] N/A [ X ]  
 If no, attach a description with this statement.  
 .....
16. For the reporting entity's security lending program, state the amount of the following as of the current statement date:
- 16.1 Total fair value of reinvested collateral assets reported on Schedule DL, Parts 1 and 2. .... \$ ..... 0
- 16.2 Total book/adjusted carrying value of reinvested collateral assets reported on Schedule DL, Parts 1 and 2 ..... \$ ..... 0
- 16.3 Total payable for securities lending reported on the liability page. .... \$ ..... 0

STATEMENT AS OF MARCH 31, 2023 OF THE American National Life Insurance Company of New York  
**GENERAL INTERROGATORIES**

17. Excluding items in Schedule E - Part 3 - Special Deposits, real estate, mortgage loans and investments held physically in the reporting entity's offices, vaults or safety deposit boxes, were all stocks, bonds and other securities, owned throughout the current year held pursuant to a custodial agreement with a qualified bank or trust company in accordance with Section 1, III - General Examination Considerations, F. Outsourcing of Critical Functions, Custodial or Safekeeping Agreements of the NAIC Financial Condition Examiners Handbook? ..... Yes [ X ] No [ ]
- 17.1 For all agreements that comply with the requirements of the NAIC Financial Condition Examiners Handbook, complete the following:

1 Name of Custodian(s)	2 Custodian Address
Bank of New York Mellon .....	One Wall Street, New York, NY .....

- 17.2 For all agreements that do not comply with the requirements of the NAIC Financial Condition Examiners Handbook, provide the name, location and a complete explanation:

1 Name(s)	2 Location(s)	3 Complete Explanation(s)

- 17.3 Have there been any changes, including name changes, in the custodian(s) identified in 17.1 during the current quarter? ..... Yes [ ] No [ X ]

- 17.4 If yes, give full information relating thereto:

1 Old Custodian	2 New Custodian	3 Date of Change	4 Reason

- 17.5 Investment management – Identify all investment advisors, investment managers, broker/dealers, including individuals that have the authority to make investment decisions on behalf of the reporting entity. For assets that are managed internally by employees of the reporting entity, note as such. ["...that have access to the investment accounts"; "...handle securities"]

1 Name of Firm or Individual	2 Affiliation
Anna LeMire .....	I .....
Scott Brast .....	I .....

- 17.5097 For those firms/individuals listed in the table for Question 17.5, do any firms/individuals unaffiliated with the reporting entity (i.e. designated with a "U") manage more than 10% of the reporting entity's invested assets?..... Yes [ ] No [ X ]

- 17.5098 For firms/individuals unaffiliated with the reporting entity (i.e. designated with a "U") listed in the table for Question 17.5, does the total assets under management aggregate to more than 50% of the reporting entity's invested assets?..... Yes [ ] No [ X ]

- 17.6 For those firms or individuals listed in the table for 17.5 with an affiliation code of "A" (affiliated) or "U" (unaffiliated), provide the information for the table below.

1	2	3	4	5
Central Registration Depository Number	Name of Firm or Individual	Legal Entity Identifier (LEI)	Registered With	Investment Management Agreement (IMA) Filed

- 18.1 Have all the filing requirements of the Purposes and Procedures Manual of the NAIC Investment Analysis Office been followed? ..... Yes [ X ] No [ ]

- 18.2 If no, list exceptions:  
 .....

19. By self-designating 5GI securities, the reporting entity is certifying the following elements for each self-designated 5GI security:

- a. Documentation necessary to permit a full credit analysis of the security does not exist or an NAIC CRP credit rating for an FE or PL security is not available.
- b. Issuer or obligor is current on all contracted interest and principal payments.
- c. The insurer has an actual expectation of ultimate payment of all contracted interest and principal.

- Has the reporting entity self-designated 5GI securities? ..... Yes [ ] No [ X ]

20. By self-designating PLGI securities, the reporting entity is certifying the following elements of each self-designated PLGI security:

- a. The security was purchased prior to January 1, 2018.
- b. The reporting entity is holding capital commensurate with the NAIC Designation reported for the security.
- c. The NAIC Designation was derived from the credit rating assigned by an NAIC CRP in its legal capacity as a NRSRO which is shown on a current private letter rating held by the insurer and available for examination by state insurance regulators.
- d. The reporting entity is not permitted to share this credit rating of the PL security with the SVO.

- Has the reporting entity self-designated PLGI securities? ..... Yes [ ] No [ X ]

21. By assigning FE to a Schedule BA non-registered private fund, the reporting entity is certifying the following elements of each self-designated FE fund:

- a. The shares were purchased prior to January 1, 2019.
- b. The reporting entity is holding capital commensurate with the NAIC Designation reported for the security.
- c. The security had a public credit rating(s) with annual surveillance assigned by an NAIC CRP in its legal capacity as an NRSRO prior to January 1, 2019.
- d. The fund only or predominantly holds bonds in its portfolio.
- e. The current reported NAIC Designation was derived from the public credit rating(s) with annual surveillance assigned by an NAIC CRP in its legal capacity as an NRSRO.
- f. The public credit rating(s) with annual surveillance assigned by an NAIC CRP has not lapsed.

- Has the reporting entity assigned FE to Schedule BA non-registered private funds that complied with the above criteria? ..... Yes [ ] No [ X ]

STATEMENT AS OF MARCH 31, 2023 OF THE American National Life Insurance Company of New York  
**GENERAL INTERROGATORIES**

**PART 2 - LIFE AND ACCIDENT AND HEALTH COMPANIES/FRATERNAL BENEFIT SOCIETIES**

**Life and Accident Health Companies/Fraternal Benefit Societies:**

1. Report the statement value of mortgage loans at the end of this reporting period for the following categories: 1  
Amount
- 1.1 Long-Term Mortgages In Good Standing
- 1.11 Farm Mortgages .....\$.....
- 1.12 Residential Mortgages .....\$.....
- 1.13 Commercial Mortgages .....\$..... 599,766,984
- 1.14 Total Mortgages in Good Standing .....\$..... 599,766,984
- 1.2 Long-Term Mortgages In Good Standing with Restructured Terms
- 1.21 Total Mortgages in Good Standing with Restructured Terms.....\$..... 0
- 1.3 Long-Term Mortgage Loans Upon which Interest is Overdue more than Three Months
- 1.31 Farm Mortgages .....\$.....
- 1.32 Residential Mortgages .....\$.....
- 1.33 Commercial Mortgages .....\$..... 0
- 1.34 Total Mortgages with Interest Overdue more than Three Months .....\$..... 0
- 1.4 Long-Term Mortgage Loans in Process of Foreclosure
- 1.41 Farm Mortgages .....\$.....
- 1.42 Residential Mortgages .....\$.....
- 1.43 Commercial Mortgages .....\$..... 0
- 1.44 Total Mortgages in Process of Foreclosure .....\$..... 0
- 1.5 Total Mortgage Loans (Lines 1.14 + 1.21 + 1.34 + 1.44) (Page 2, Column 3, Lines 3.1 + 3.2) .....\$..... 599,766,984
- 1.6 Long-Term Mortgages Foreclosed, Properties Transferred to Real Estate in Current Quarter
- 1.61 Farm Mortgages .....\$.....
- 1.62 Residential Mortgages .....\$.....
- 1.63 Commercial Mortgages .....\$.....
- 1.64 Total Mortgages Foreclosed and Transferred to Real Estate .....\$..... 0
2. Operating Percentages:
- 2.1 A&H loss percent ..... %
- 2.2 A&H cost containment percent ..... %
- 2.3 A&H expense percent excluding cost containment expenses ..... %
- 3.1 Do you act as a custodian for health savings accounts? ..... Yes [ ] No [ X ]
- 3.2 If yes, please provide the amount of custodial funds held as of the reporting date .....\$.....
- 3.3 Do you act as an administrator for health savings accounts? ..... Yes [ ] No [ X ]
- 3.4 If yes, please provide the balance of the funds administered as of the reporting date .....\$.....
4. Is the reporting entity licensed or chartered, registered, qualified, eligible or writing business in at least two states? ..... Yes [ X ] No [ ]
- 4.1 If no, does the reporting entity assume reinsurance business that covers risks residing in at least one state other than the state of domicile of the reporting entity? ..... Yes [ ] No [ ]

**Fraternal Benefit Societies Only:**

- 5.1 In all cases where the reporting entity has assumed accident and health risks from another company, provisions should be made in this statement on account of such reinsurances for reserve equal to that which the original company would have been required to establish had it retained the risks. Has this been done? ..... Yes [ ] No [ ] N/A [ ]
- 5.2 If no, explain:  
.....
- 6.1 Does the reporting entity have outstanding assessments in the form of liens against policy benefits that have increased surplus? ..... Yes [ ] No [ ]
- 6.2 If yes, what is the date(s) of the original lien and the total outstanding balance of liens that remain in surplus?

Date	Outstanding Lien Amount
.....	.....

**SCHEDULE S - CEDED REINSURANCE**

Showing All New Reinsurance Treaties - Current Year to Date

1 NAIC Company Code	2 ID Number	3 Effective Date	4 Name of Reinsurer	5 Domiciliary Jurisdiction	6 Type of Reinsurance Ceded	7 Type of Business Ceded	8 Type of Reinsurer	9 Certified Reinsurer Rating (1 through 6)	10 Effective Date of Certified Reinsurer Rating
<b>NONE</b>									



STATEMENT AS OF MARCH 31, 2023 OF THE American National Life Insurance Company of New York  
**SCHEDULE T - PREMIUMS AND ANNUITY CONSIDERATIONS**

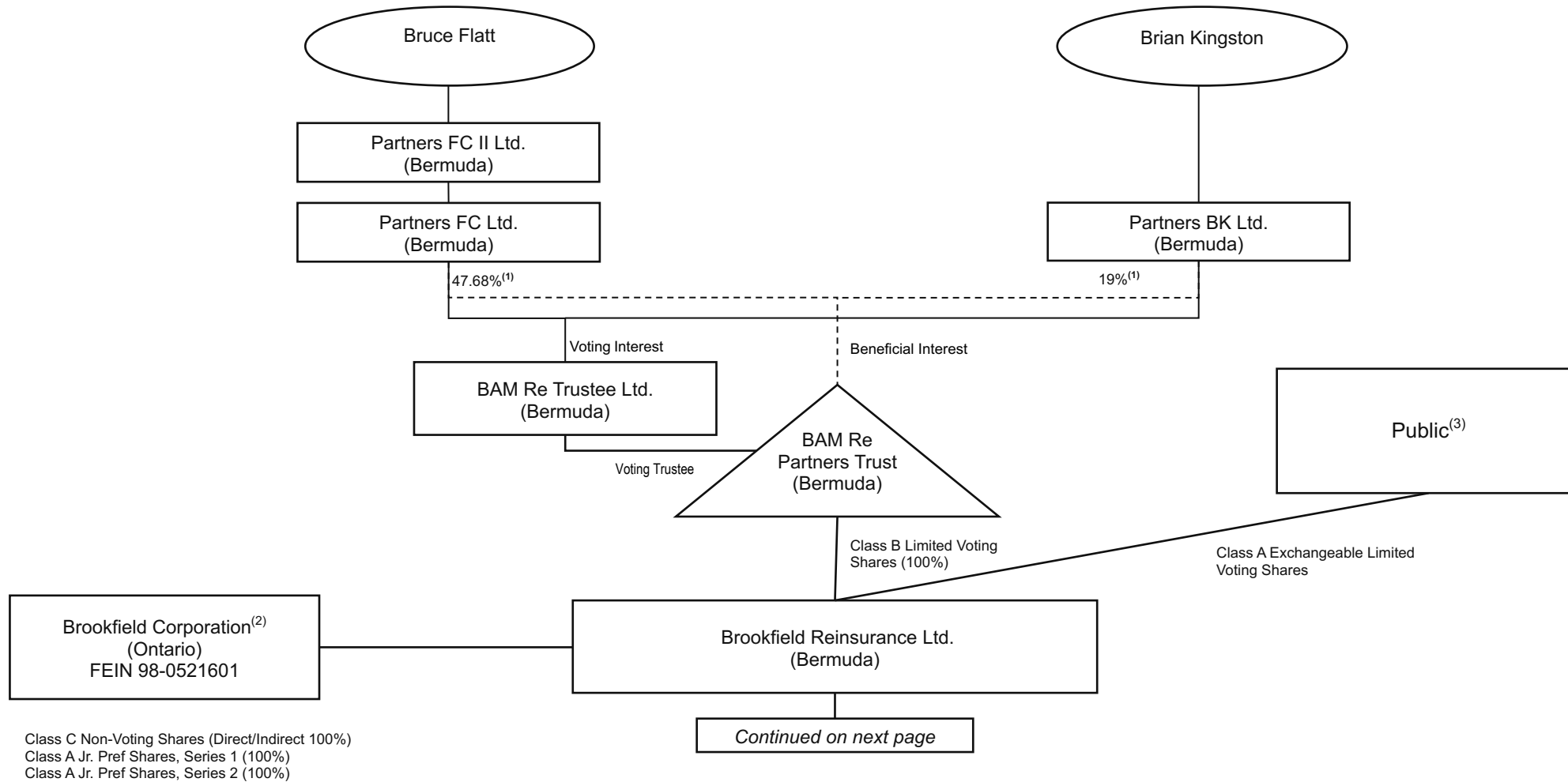
Current Year To Date - Allocated by States and Territories

States, Etc.	1	Direct Business Only						
		Life Contracts		4 Accident and Health Insurance Premiums, Including Policy, Membership and Other Fees	5 Other Considerations	6 Total Columns 2 Through 5	7 Deposit-Type Contracts	
		2 Life Insurance Premiums	3 Annuity Considerations					
1. Alabama	AL	N	10,979	0	0	0	10,979	0
2. Alaska	AK	N	237	0	0	0	237	0
3. Arizona	AZ	N	9,884	0	0	0	9,884	0
4. Arkansas	AR	N	3,403	0	0	0	3,403	0
5. California	CA	N	10,653	0	0	0	10,653	0
6. Colorado	CO	N	8,470	60,000	0	0	68,470	0
7. Connecticut	CT	L	423,024	20,825	52,000	0	495,849	0
8. Delaware	DE	L	271,466	29,323	8,284	0	309,073	0
9. District of Columbia	DC	N	245	0	0	0	245	0
10. Florida	FL	N	204,433	17,430	0	0	221,863	0
11. Georgia	GA	N	14,673	0	0	0	14,673	0
12. Hawaii	HI	N	2,981	0	0	0	2,981	0
13. Idaho	ID	N	198	0	0	0	198	0
14. Illinois	IL	N	4,347	0	0	0	4,347	0
15. Indiana	IN	N	6,566	0	0	0	6,566	0
16. Iowa	IA	N	2,866	2,000	0	0	4,866	0
17. Kansas	KS	N	2,269	0	0	0	2,269	0
18. Kentucky	KY	N	6,597	0	0	0	6,597	0
19. Louisiana	LA	N	1,380	0	0	0	1,380	0
20. Maine	ME	L	252,875	34,236	27,352	0	314,463	0
21. Maryland	MD	L	256,851	6,450	25,179	0	288,480	0
22. Massachusetts	MA	L	498,291	75,851	83,662	0	657,804	0
23. Michigan	MI	N	3,932	0	0	0	3,932	0
24. Minnesota	MN	N	2,735	0	0	0	2,735	0
25. Mississippi	MS	N	1,338	0	0	0	1,338	0
26. Missouri	MO	N	5,003	0	0	0	5,003	0
27. Montana	MT	N	1,896	0	0	0	1,896	0
28. Nebraska	NE	N	1,663	0	0	0	1,663	0
29. Nevada	NV	N	3,038	0	0	0	3,038	0
30. New Hampshire	NH	L	305,217	6,075	46,891	0	358,183	0
31. New Jersey	NJ	L	1,174,767	72,351	107,650	0	1,354,768	29,005
32. New Mexico	NM	N	4,622	0	0	0	4,622	0
33. New York	NY	L	9,244,359	6,896,350	538,212	0	16,678,921	1,690,000
34. North Carolina	NC	N	68,439	22,120	0	0	90,559	0
35. North Dakota	ND	N	0	0	0	0	0	0
36. Ohio	OH	N	20,014	0	0	0	20,014	332,400
37. Oklahoma	OK	N	1,206	0	0	0	1,206	0
38. Oregon	OR	N	548	0	0	0	548	0
39. Pennsylvania	PA	L	200,179	21,825	13,728	0	235,732	0
40. Rhode Island	RI	L	111,314	9,675	19,805	0	140,794	0
41. South Carolina	SC	N	56,232	1,245	0	0	57,477	0
42. South Dakota	SD	N	1,549	0	0	0	1,549	0
43. Tennessee	TN	N	10,363	0	0	0	10,363	0
44. Texas	TX	N	31,629	0	0	0	31,629	0
45. Utah	UT	N	1,872	600	0	0	2,472	0
46. Vermont	VT	L	282,385	63,652	29,838	0	375,875	0
47. Virginia	VA	L	60,997	0	6,457	0	67,454	0
48. Washington	WA	N	3,094	0	0	0	3,094	0
49. West Virginia	WV	L	588,410	55,136	17,861	0	641,407	0
50. Wisconsin	WI	N	6,387	0	0	0	6,387	0
51. Wyoming	WY	N	1,157	0	0	0	1,157	0
52. American Samoa	AS	N	0	0	0	0	0	0
53. Guam	GU	N	0	0	0	0	0	0
54. Puerto Rico	PR	N	1,522	0	0	0	1,522	0
55. U.S. Virgin Islands	VI	N	883	0	0	0	883	0
56. Northern Mariana Islands	MP	N	0	0	0	0	0	0
57. Canada	CAN	N	942	0	0	0	942	0
58. Aggregate Other Aliens	OT	XXX	1,429	0	0	0	1,429	0
59. Subtotal	XXX		14,171,809	7,395,144	976,919	0	22,543,872	2,051,405
90. Reporting entity contributions for employee benefits plans	XXX		0	0	0	0	0	0
91. Dividends or refunds applied to purchase paid-up additions and annuities	XXX		1,715,892	0	0	0	1,715,892	0
92. Dividends or refunds applied to shorten endowment or premium paying period	XXX		0	0	0	0	0	0
93. Premium or annuity considerations waived under disability or other contract provisions	XXX		150,319	0	26,443	0	176,762	0
94. Aggregate or other amounts not allocable by State	XXX		0	0	0	0	0	0
95. Totals (Direct Business)	XXX		16,038,020	7,395,144	1,003,362	0	24,436,526	2,051,405
96. Plus Reinsurance Assumed	XXX		0	0	0	0	0	0
97. Totals (All Business)	XXX		16,038,020	7,395,144	1,003,362	0	24,436,526	2,051,405
98. Less Reinsurance Ceded	XXX		1,295,726	0	265,526	0	1,561,252	0
99. Totals (All Business) less Reinsurance Ceded	XXX		14,742,294	7,395,144	737,836	0	22,875,274	2,051,405
<b>DETAILS OF WRITE-INS</b>								
58001. CHE Switzerland	XXX		938	0	0	0	938	0
58002. JPN Japan	XXX		319	0	0	0	319	0
58003. USA Overseas Military	XXX		98	0	0	0	98	0
58998. Summary of remaining write-ins for Line 58 from overflow page	XXX		74	0	0	0	74	0
58999. Totals (Lines 58001 through 58003 plus 58998)(Line 58 above)	XXX		1,429	0	0	0	1,429	0
9401.	XXX							
9402.	XXX							
9403.	XXX							
9498. Summary of remaining write-ins for Line 94 from overflow page	XXX		0	0	0	0	0	0
9499. Totals (Lines 9401 through 9403 plus 9498)(Line 94 above)	XXX		0	0	0	0	0	0

(a) Active Status Counts:

- |  |   |
|--|---|
| 1. L - Licensed or Chartered - Licensed insurance carrier or domiciled RRG..... 13                   | 4. Q - Qualified - Qualified or accredited reinsurer..... 0                   |
| 2. R - Registered - Non-domiciled RRGs..... 0  | 5. N - None of the above - Not allowed to write business in the state..... 44 |
| 3. E - Eligible - Reporting entities eligible or approved to write surplus lines in the state..... 0 |   |

**SCHEDULE Y - INFORMATION CONCERNING ACTIVITIES OF INSURER MEMBERS OF A HOLDING COMPANY GROUP  
PART 1 - ORGANIZATIONAL CHART**



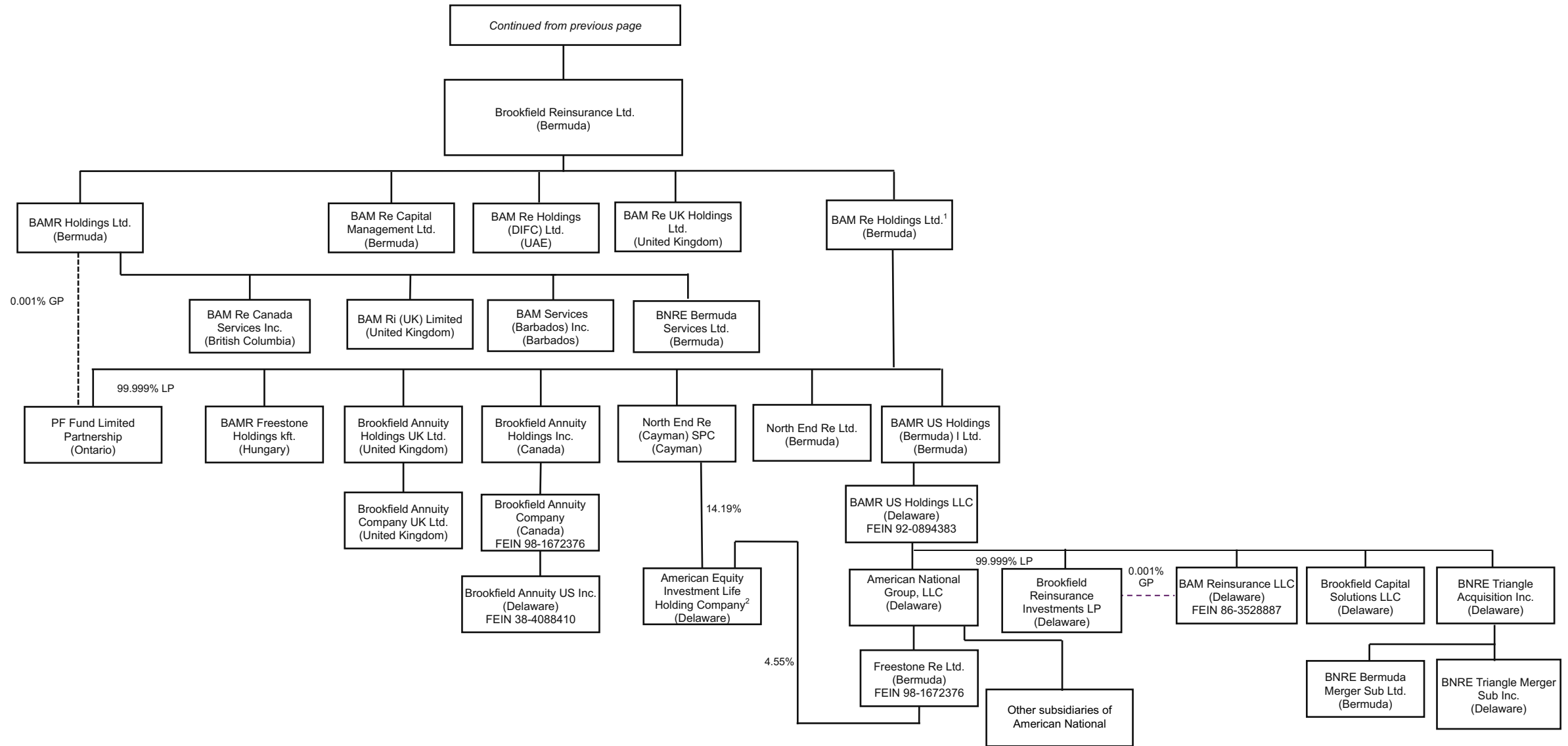
12

Class C Non-Voting Shares (Direct/Indirect 100%)  
Class A Jr. Pref Shares, Series 1 (100%)  
Class A Jr. Pref Shares, Series 2 (100%)

*Continued on next page*

(1) This percentage represents both the percentage of beneficial interest in the BAM Re Partners Trust and the percentage of voting interest in BAM Re Trustee Ltd., which are the same percentage numbers. The remaining 33.32% beneficial interest in BAM Re Trust and 33.32% voting interest in its trustee, BAM Re Trustee, is held through entities owned by (i) Sachin Shah (6.66%), (ii) Anuj Ranjan (6.66%) (iii) Connor Teskey(6.66%), (iv) Cyrus Madon (6.66%) and (v) Sam Pollock (6.66%).  
 (2) Pursuant to Commissioner's Order No. 2022-7321 (HCS No. 1130540), Brookfield Corporation is not a control person within the Registrants' holding company system, however Brookfield Corporation is included in this organizational chart due to certain commitments made by Brookfield Corporation in connection with its disclaimer of affiliation filing.  
 (3) To the Company's knowledge based on filings made with the SEC as of the date hereof, Bruce Flatt is the only person holding 10% or more of the Brookfield Reinsurance Ltd. Class A Shares.

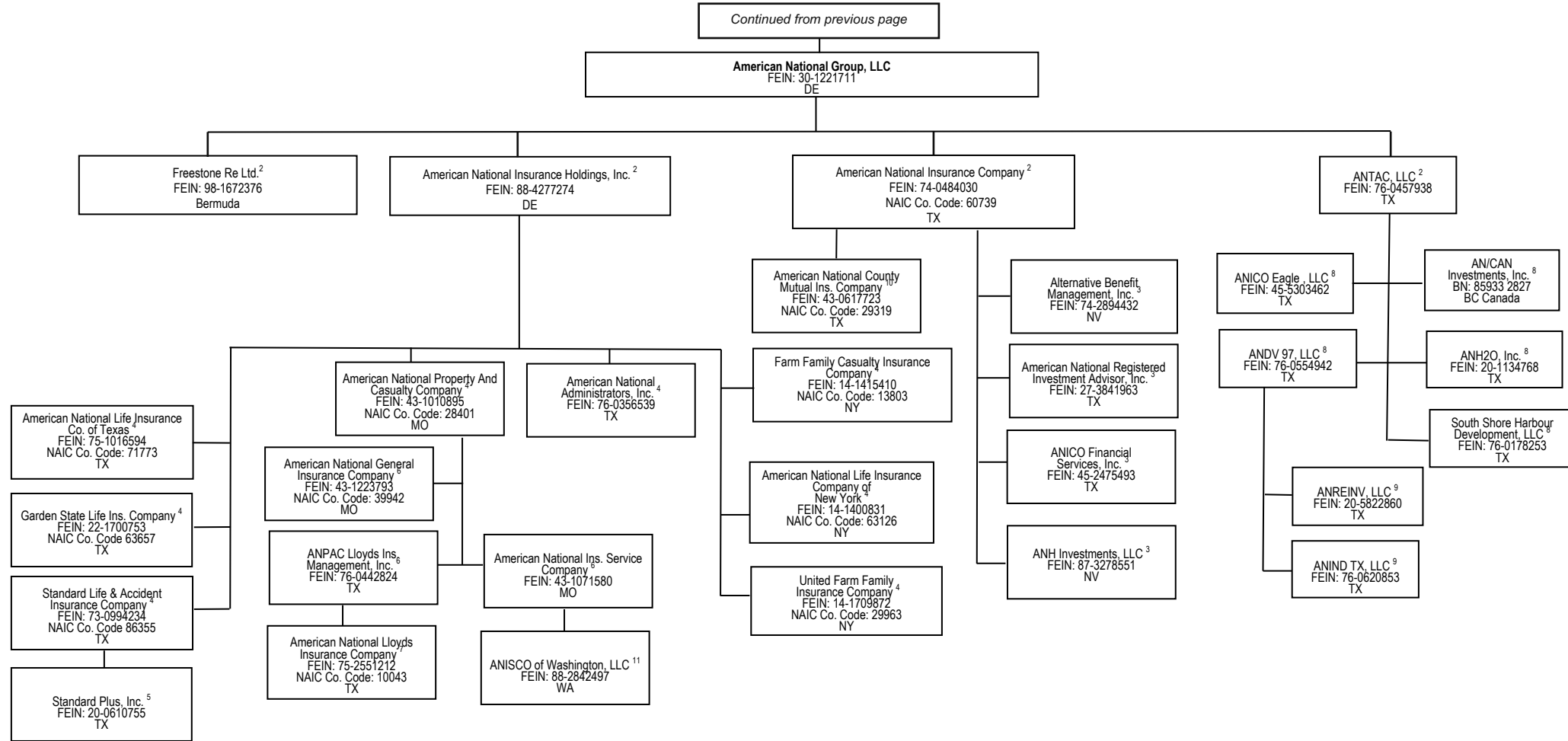
**SCHEDULE Y - INFORMATION CONCERNING ACTIVITIES OF INSURER MEMBERS OF A HOLDING COMPANY GROUP  
PART 1 - ORGANIZATIONAL CHART (continued)**



12.1

(1) In addition to the entities shown in this chart, BAM Re Holdings Ltd. owns direct or indirect interests in certain other entities, primarily in connection with investments.  
 (2) On June 15, 2022, North End Re (Cayman) SPC ("North End Cayman") transferred approximately 4.14% of the voting securities of American Equity Investment Life Holding Company ("AEL") to Freestone Re Ltd. ("Freestone Re"). As a result of this restructuring, North End Cayman and Freestone Re own approximately 14.19% and 4.55%, respectively, of the voting securities of AEL (representing 18.74% in the aggregate).

**SCHEDULE Y - INFORMATION CONCERNING ACTIVITIES OF INSURER MEMBERS OF A HOLDING COMPANY GROUP**  
**Abbreviated Organizational Chart (continued)<sup>1</sup>**



12.2

(1) In addition to the entities shown in this chart, American National Group, LLC owns a direct or indirect interest in certain other entities, primarily in connection with real estate and other investments.  
 (2) 100% owned by American National Group, LLC.  
 (3) 100% owned by American National Insurance Company.  
 (4) 100% owned by American National Insurance Holdings, Inc.  
 (5) 100% owned by Standard Life and Accident Insurance Company.

(6) 100 % owned by American National Property And Casualty Company.  
 (7) Not a subsidiary company, but managed by ANPAC Lloyds Insurance Management, Inc.  
 (8) 100% owned by ANTAC, LLC.  
 (9) 100% owned by ANDV 97, LLC.  
 (10) Not a subsidiary company but managed by American National Insurance Company.  
 (11) 100% owned by American National Insurance Service Company.

STATEMENT AS OF MARCH 31, 2023 OF THE American National Life Insurance Company of New York

**SCHEDULE Y**  
**PART 1A - DETAIL OF INSURANCE HOLDING COMPANY SYSTEM**

1	2	3	4	5	6	7	8	9	10	11	12	13	14	15	16
Group Code	Group Name	NAIC Company Code	ID Number	Federal RSSD	CIK	Name of Securities Exchange if Publicly Traded (U.S. or International)	Names of Parent, Subsidiaries Or Affiliates	Domiciliary Location	Relationship to Reporting Entity	Directly Controlled by (Name of Entity/Person)	Type of Control (Ownership, Board, Management, Attorney-in-Fact, Influence, Other)	If Control is Ownership Provide Percentage	Ultimate Controlling Entity(ies)/Person(s)	Is an SCA Filing Required? (Yes/No)	*
.0408	Brookfield Reinsurance Ltd. Group	60739	74-0484030	1343722	0		American National Insurance Company	TX	IA	American National Group, LLC	Ownership	100.000	Brookfield Reinsurance Ltd.	NO	1
.0408	Brookfield Reinsurance Ltd. Group	71773	75-1016594	1343731	0		American National Life Insurance Company of Texas	TX	IA	American National Insurance Holdings, Inc.	Ownership	100.000	Brookfield Reinsurance Ltd.	NO	1
.0408	Brookfield Reinsurance Ltd. Group	86355	73-0994234		0		Standard Life and Accident Insurance Company	TX	IA	American National Insurance Holdings, Inc.	Ownership	100.000	Brookfield Reinsurance Ltd.	NO	1
.0408	Brookfield Reinsurance Ltd. Group	63657	22-1700753		0		Garden State Life Insurance Company	TX	IA	American National Insurance Holdings, Inc.	Ownership	100.000	Brookfield Reinsurance Ltd.	NO	1
.0408	Brookfield Reinsurance Ltd. Group	63126	14-1400831		0		American National Life Insurance Company of New York	NY	RE	American National Insurance Holdings, Inc.	Ownership	100.000	Brookfield Reinsurance Ltd.	NO	1
.0408	Brookfield Reinsurance Ltd. Group	13803	14-1415410		0		Farm Family Casualty Insurance Company	NY	IA	American National Insurance Holdings, Inc.	Ownership	100.000	Brookfield Reinsurance Ltd.	NO	1
.0408	Brookfield Reinsurance Ltd. Group	29963	14-1709872		0		United Farm Family Insurance Company	NY	IA	American National Insurance Holdings, Inc.	Ownership	100.000	Brookfield Reinsurance Ltd.	NO	1
.0408	Brookfield Reinsurance Ltd. Group	28401	43-1010895	1343946	0		American National Property and Casualty Company	MO	IA	American National Insurance Holdings, Inc.	Ownership	100.000	Brookfield Reinsurance Ltd.	YES	1
.0408	Brookfield Reinsurance Ltd. Group	39942	43-1223793		0		American National General Insurance Company	MO	IA	American National Property and Casualty Company	Ownership	100.000	Brookfield Reinsurance Ltd.	NO	1
.0408	Brookfield Reinsurance Ltd. Group	29319	43-0617723		0		American National County Mutual Insurance Company	TX	IA	American National Insurance Company	Management	0.000	Brookfield Reinsurance Ltd.	NO	1
.0408	Brookfield Reinsurance Ltd. Group	10043	75-2551212		0		American National Lloyds Insurance Company	TX	IA	ANPAC Lloyds Insurance Management, Inc.	Attorney In-Fact	0.000	Brookfield Reinsurance Ltd.	NO	1
.0408	Brookfield Reinsurance Ltd. Group	00000	30-1221711		0		American National Group, LLC	DE	UIP	BAMR US Holdings LLC	Ownership	100.000	Brookfield Reinsurance Ltd.	NO	1
.0408	Brookfield Reinsurance Ltd. Group	00000	88-4277274		0		American National Insurance Holdings, Inc.	DE	UDP	American National Group, LLC	Ownership	100.000	Brookfield Reinsurance Ltd.	NO	1
.0408	Brookfield Reinsurance Ltd. Group	00000	87-3278551		0		ANH Investments, LLC	NV	NIA	American National Insurance Company	Ownership	100.000	Brookfield Reinsurance Ltd.	NO	1
.0408	Brookfield Reinsurance Ltd. Group	00000	76-0457938		0		ANTAC, LLC	TX	NIA	American National Group, LLC	Ownership	100.000	Brookfield Reinsurance Ltd.	NO	1
.0408	Brookfield Reinsurance Ltd. Group	00000	27-3841963		1518195		American National Registered Investment Advisor, Inc.	TX	NIA	American National Insurance Company	Ownership	100.000	Brookfield Reinsurance Ltd.	NO	1
.0408	Brookfield Reinsurance Ltd. Group	00000	74-2894432		0		Alternative Benefit Management, Inc.	NV	NIA	American National Insurance Company	Ownership	100.000	Brookfield Reinsurance Ltd.	NO	1
.0408	Brookfield Reinsurance Ltd. Group	00000	45-2475493		0		ANICO Financial Services, Inc.	TX	NIA	American National Insurance Company	Ownership	100.000	Brookfield Reinsurance Ltd.	NO	1
.0408	Brookfield Reinsurance Ltd. Group	00000	76-0356539		0		American National Administrators, Inc.	TX	NIA	American National Insurance Holdings, Inc.	Ownership	100.000	Brookfield Reinsurance Ltd.	NO	1
.0408	Brookfield Reinsurance Ltd. Group	00000	43-1071580		0		American National Insurance Service Company	MO	NIA	American National Property and Casualty Company	Ownership	100.000	Brookfield Reinsurance Ltd.	NO	1
.0408	Brookfield Reinsurance Ltd. Group	00000	88-2842497		0		ANISCO of Washington, LLC	WA	NIA	American National Insurance Service Company	Ownership	100.000	Brookfield Reinsurance Ltd.	NO	1
.0408	Brookfield Reinsurance Ltd. Group	00000	76-0442824		0		ANPAC Lloyds Insurance Management, Inc.	TX	NIA	American National Property and Casualty Company	Ownership	100.000	Brookfield Reinsurance Ltd.	NO	1
.0408	Brookfield Reinsurance Ltd. Group	00000	76-0620853		0		ANIND TX, LLC	TX	NIA	ANDV 97, LLC	Ownership	100.000	Brookfield Reinsurance Ltd.	NO	1
.0408	Brookfield Reinsurance Ltd. Group	00000	20-5822860		0		ANREINV, LLC	TX	NIA	ANDV 97, LLC	Ownership	100.000	Brookfield Reinsurance Ltd.	NO	1
.0408	Brookfield Reinsurance Ltd. Group	00000	76-0554942		0		ANDV 97, LLC	TX	NIA	ANTAC, LLC	Ownership	100.000	Brookfield Reinsurance Ltd.	NO	1
.0408	Brookfield Reinsurance Ltd. Group	00000	45-5303462		0		ANICO Eagle, LLC	TX	NIA	ANTAC, LLC	Ownership	100.000	Brookfield Reinsurance Ltd.	NO	1
.0408	Brookfield Reinsurance Ltd. Group	00000	85-9332827		0		AN/CAN Investments, Inc.	CAN	NIA	ANTAC, LLC	Ownership	100.000	Brookfield Reinsurance Ltd.	NO	1
.0408	Brookfield Reinsurance Ltd. Group	00000	20-1134768		0		AN20, Inc.	TX	NIA	ANTAC, LLC	Ownership	100.000	Brookfield Reinsurance Ltd.	NO	1
.0408	Brookfield Reinsurance Ltd. Group	00000	98-1672376		0		Freestone Re Ltd.	BMJ	IA	American National Group, LLC	Ownership	100.000	Brookfield Reinsurance Ltd.	NO	1
.0408	Brookfield Reinsurance Ltd. Group	00000	76-0178253		0		South Shore Harbour Development, LLC	TX	NIA	ANTAC, LLC	Ownership	100.000	Brookfield Reinsurance Ltd.	NO	1
.0408	Brookfield Reinsurance Ltd. Group	00000	20-0610755		0		Standard Plus, Inc.	TX	NIA	Company	Ownership	100.000	Brookfield Reinsurance Ltd.	NO	1
.0408	Brookfield Reinsurance Ltd. Group	00000	45-5303462		0		BAMR US Holdings (Bermuda) I Ltd.	BMJ	UIP	BAM Re Holdings Ltd.	Ownership	100.000	Brookfield Reinsurance Ltd.	NO	1
.0408	Brookfield Reinsurance Ltd. Group	00000	85-9332827		0		BAM Re Holdings Ltd.	BMJ	UIP	Brookfield Reinsurance Ltd.	Ownership	100.000	Brookfield Reinsurance Ltd.	NO	1
.0408	Brookfield Reinsurance Ltd. Group	00000	20-1134768		1837429	NYSE, TSX	Brookfield Reinsurance Ltd.	BMJ	UIP	BAM Re Partners Trust	Other	0.000	Bruce Flatt and Brian Kingston	NO	2
.0408	Brookfield Reinsurance Ltd. Group	00000	98-1672376		0		BAM Re Partners Trust	BMJ	UIP	BAM Re Trustee Ltd.	Management	0.000	Bruce Flatt and Brian Kingston	NO	
.0408	Brookfield Reinsurance Ltd. Group	00000	76-0178253		0		BAM Re Trustee Ltd.	BMJ	UIP	Partners FC Ltd.	Ownership	47.680	Bruce Flatt	NO	

STATEMENT AS OF MARCH 31, 2023 OF THE American National Life Insurance Company of New York

**SCHEDULE Y**  
**PART 1A - DETAIL OF INSURANCE HOLDING COMPANY SYSTEM**

1	2	3	4	5	6	7	8	9	10	11	12	13	14	15	16
Group Code	Group Name	NAIC Company Code	ID Number	Federal RSSD	CIK	Name of Securities Exchange if Publicly Traded (U.S. or International)	Names of Parent, Subsidiaries Or Affiliates	Domi-ciliary Location	Relation-ship to Reporting Entity	Directly Controlled by (Name of Entity/Person)	Type of Control (Ownership, Board, Management, Attorney-in-Fact, Influence, Other)	If Control is Ownership Provide Percentage	Ultimate Controlling Entity(ies)/Person(s)	Is an SCA Filing Re-quired? (Yes/No)	*
.0408	Brookfield Reinsurance Ltd. Group	00000	20-0610755	0			BAM Re Trustee Ltd.	.BMJ	UIP	Partners BK Ltd.	Ownership	19.000	Brian Kingston	NO	
.0408	Brookfield Reinsurance Ltd. Group	00000		0			Partners FC Ltd.	.BMJ	UIP	Partners FC II Ltd.	Ownership	100.000	Bruce Flatt	NO	
.0408	Brookfield Reinsurance Ltd. Group	00000		0			Partners FC II Ltd.	.BMJ	UIP	Bruce Flatt	Ownership	100.000	Bruce Flatt	NO	
.0408	Brookfield Reinsurance Ltd. Group	00000		0			Partners BK Ltd.	.BMJ	UIP	Brian Kingston	Ownership	100.000	Brian Kingston	NO	
.0408	Brookfield Reinsurance Ltd. Group	00000	98-1566597	0			Brookfield Reinsurance Investments LP	.DE	NIA	BAM Reinsurance LLC	Management	0.000	Brookfield Reinsurance Ltd.	NO	1
.0408	Brookfield Reinsurance Ltd. Group	00000	86-3528887	0			BAM Reinsurance LLC	.DE	NIA	BAMR US Holdings LLC	Ownership	100.000	Brookfield Reinsurance Ltd.	NO	1
.0408	Brookfield Reinsurance Ltd. Group	00000		0			BAMR Holdings Ltd.	.BMJ	NIA	Brookfield Reinsurance Ltd.	Ownership	100.000	Brookfield Reinsurance Ltd.	NO	1
.0408	Brookfield Reinsurance Ltd. Group	00000		0			BAM Ri (UK) Limited	.GBR	NIA	BAMR Holdings Ltd.	Ownership	100.000	Brookfield Reinsurance Ltd.	NO	1
.0408	Brookfield Reinsurance Ltd. Group	00000		0			BAM Re Canada Services Inc.	.CAN	NIA	BAMR Holdings Ltd.	Ownership	100.000	Brookfield Reinsurance Ltd.	NO	1
.0408	Brookfield Reinsurance Ltd. Group	00000		0			BAM Services (Barbados) Inc.	.BBB	NIA	BAMR Holdings Ltd.	Ownership	100.000	Brookfield Reinsurance Ltd.	NO	1
.0408	Brookfield Reinsurance Ltd. Group	00000		0			BAMR Freestone Holdings kft.	.HUN	NIA	BAM Re Holdings Ltd.	Ownership	100.000	Brookfield Reinsurance Ltd.	NO	1
.0408	Brookfield Reinsurance Ltd. Group	00000		0			Brookfield Annuity Holdings Inc.	.CAN	NIA	BAM Re Holdings Ltd.	Ownership	100.000	Brookfield Reinsurance Ltd.	NO	1
.0408	Brookfield Reinsurance Ltd. Group	00000		0			North End Re (Cayman) SPC	.CYM	NIA	BAM Re Holdings Ltd.	Ownership	100.000	Brookfield Reinsurance Ltd.	NO	1
.0408	Brookfield Reinsurance Ltd. Group	00000		0			North End Re Ltd.	.BMJ	IA	BAM Re Holdings Ltd.	Ownership	100.000	Brookfield Reinsurance Ltd.	NO	1
.0408	Brookfield Reinsurance Ltd. Group	00000	38-4088410	0			Brookfield Annuity US Inc.	.DE	NIA	Brookfield Annuity Company	Ownership	100.000	Brookfield Reinsurance Ltd.	NO	1
.0408	Brookfield Reinsurance Ltd. Group	00000	98-1672376	0			Brookfield Annuity Company	.CAN	IA	Brookfield Annuity Holdings Inc.	Ownership	100.000	Brookfield Reinsurance Ltd.	NO	1
.2658	American Equity Investment Group	00000	42-1447959	3981379	1039828	NYSE	American Equity Investment Life Holding Company		NIA	North End Re (Cayman) SPC	Ownership	14.040	Shareholders	NO	
.0408	Brookfield Reinsurance Ltd. Group	00000		0			BAM Re Capital Management Ltd.	.BMJ	NIA	Brookfield Reinsurance Ltd.	Ownership	100.000	Brookfield Reinsurance Ltd.	NO	1
.0408	Brookfield Reinsurance Ltd. Group	00000		0			BAM Re Holdings (DIFC) Ltd.	.ARE	NIA	Brookfield Reinsurance Ltd.	Ownership	100.000	Brookfield Reinsurance Ltd.	NO	1
.0408	Brookfield Reinsurance Ltd. Group	00000		0			BAM Re UK Holdings Ltd.	.GBR	NIA	Brookfield Reinsurance Ltd.	Ownership	100.000	Brookfield Reinsurance Ltd.	NO	1
.0408	Brookfield Reinsurance Ltd. Group	00000	92-0894383	0			BAMR US Holdings LLC	.DE	NIA	BAMR US Holdings (Bermuda) I Ltd.	Ownership	100.000	Brookfield Reinsurance Ltd.	NO	1
.0408	Brookfield Reinsurance Ltd. Group	00000		0			PF Fund Limited Partnership	.CAN	NIA	BAMR Holdings Ltd.	Management	0.000	Brookfield Reinsurance Ltd.	NO	1
.0408	Brookfield Reinsurance Ltd. Group	00000		0			Brookfield Annuity Holdings UK Ltd.	.GBR	NIA	BAM Re Holdings Ltd.	Ownership	100.000	Brookfield Reinsurance Ltd.	NO	1
.0408	Brookfield Reinsurance Ltd. Group	00000		0			Brookfield Annuity Company UK Ltd.	.GBR	IA	Brookfield Annuity Holdings UK Ltd.	Ownership	100.000	Brookfield Reinsurance Ltd.	NO	1
.0408	Brookfield Reinsurance Ltd. Group	00000		0			Brookfield Capital Solutions LLC	.DE	NIA	BAMR US Holdings LLC	Ownership	100.000	Brookfield Reinsurance Ltd.	NO	1
.0408	Brookfield Reinsurance Ltd. Group	00000		0			Volta Holdings LP	.CYM	NIA	BAMR Holdings Ltd.	Management	0.000	Brookfield Reinsurance Ltd.	NO	1
.0408	Brookfield Reinsurance Ltd. Group	00000	87-3288802	0			121 Village Corner Development, Ltd.	.TX	NIA	ANREINV, LLC	Management	0.000	Brookfield Reinsurance Ltd.	NO	1
.0408	Brookfield Reinsurance Ltd. Group	00000	36-4814921	0			121 Village Lots 2/3, Ltd.	.TX	NIA	ANREINV, LLC	Management	0.000	Brookfield Reinsurance Ltd.	NO	1
.0408	Brookfield Reinsurance Ltd. Group	00000		0			1363015 Alberta Ltd.	.CAN	NIA	Chipman Development Corporation	Ownership	100.000	Brookfield Reinsurance Ltd.	NO	1
.0408	Brookfield Reinsurance Ltd. Group	00000	26-4431276	0			ANCAP Jasper, LLC	.SC	NIA	ANICO Eagle, LLC	Ownership	100.000	Brookfield Reinsurance Ltd.	NO	1
.0408	Brookfield Reinsurance Ltd. Group	00000	26-4730727	0			ANCAP Jasper II, LLC	.SC	NIA	ANICO Eagle, LLC	Ownership	100.000	Brookfield Reinsurance Ltd.	NO	1
.0408	Brookfield Reinsurance Ltd. Group	00000		0			Argerich 2022-1, LLC	.DE	OTH	Argerich Holdco 2022-1, LLC	Ownership	100.000	Brookfield Reinsurance Ltd.	NO	1
.0408	Brookfield Reinsurance Ltd. Group	00000		0			Argerich Holdco 2022-1, LLC	.DE	OTH	BAMR US Holdings LLC	Management	0.000	Brookfield Reinsurance Ltd.	NO	13
.0408	Brookfield Reinsurance Ltd. Group	00000		0			BST Funding 2022-1, LLC	.DE	OTH	BST Holding 2022-1, LLC	Ownership	100.000	Brookfield Reinsurance Ltd.	NO	13
.0408	Brookfield Reinsurance Ltd. Group	00000		0			BST Holding 2022-1, LLC	.DE	OTH	American National Insurance Company	Ownership	100.000	Brookfield Reinsurance Ltd.	NO	13
.0408	Brookfield Reinsurance Ltd. Group	00000		0			BST Holdings 2022-1E Ltd	.CYM	OTH	American National Insurance Company	Ownership	100.000	Brookfield Reinsurance Ltd.	NO	13
.0408	Brookfield Reinsurance Ltd. Group	00000		0			BST Holdings 2022-2E Ltd	.CYM	OTH	American National Insurance Company	Ownership	100.000	Brookfield Reinsurance Ltd.	NO	13
.0408	Brookfield Reinsurance Ltd. Group	00000		0			BST Holdings 2022-3E Ltd	.CYM	OTH	American National Insurance Company	Ownership	100.000	Brookfield Reinsurance Ltd.	NO	13
.0408	Brookfield Reinsurance Ltd. Group	00000		0			BST Funding 2022-1E Ltd	.CYM	OTH	BST Holdings 2022-1E Ltd	Ownership	100.000	Brookfield Reinsurance Ltd.	NO	13
.0408	Brookfield Reinsurance Ltd. Group	00000		0			BST Funding 2022-2E Ltd	.CYM	OTH	BST Holdings 2022-2E Ltd	Ownership	100.000	Brookfield Reinsurance Ltd.	NO	13
.0408	Brookfield Reinsurance Ltd. Group	00000		0			BST Funding 2022-3E Ltd	.CYM	OTH	BST Holdings 2022-3E Ltd	Ownership	100.000	Brookfield Reinsurance Ltd.	NO	13
.0408	Brookfield Reinsurance Ltd. Group	00000		0			Canadian Cottage Company Ltd.	.CAN	NIA	Chipman Holdings, Inc.	Ownership	100.000	Brookfield Reinsurance Ltd.	NO	1
.0408	Brookfield Reinsurance Ltd. Group	00000		0			Bach F1 2022-1, LLC	.DE	OTH	BAMR US Holdings LLC	Management	0.000	Brookfield Reinsurance Ltd.	NO	13
.0408	Brookfield Reinsurance Ltd. Group	00000		0			BACH F1 Interco 2022-1, LLC	.DE	OTH	Bach F1 2022-1, LLC	Ownership	100.000	Brookfield Reinsurance Ltd.	NO	13
.0408	Brookfield Reinsurance Ltd. Group	00000		0			Boccherini F2 2022-1, LLC	.DE	OTH	BAMR US Holdings LLC	Management	0.000	Brookfield Reinsurance Ltd.	NO	13
.0408	Brookfield Reinsurance Ltd. Group	00000		0			Boccherini F2 Interco 2022-1, LLC	.DE	OTH	Boccherini F2 2022-1, LLC	Ownership	100.000	Brookfield Reinsurance Ltd.	NO	13
.0408	Brookfield Reinsurance Ltd. Group	00000		0			Brahms PP Interco 2022-1, LLC	.DE	OTH	Brahms PP 2022-1, LLC	Ownership	100.000	Brookfield Reinsurance Ltd.	NO	13
.0408	Brookfield Reinsurance Ltd. Group	00000		0			Brahms PP 2022-1, LLC	.DE	OTH	BAMR US Holdings LLC	Management	0.000	Brookfield Reinsurance Ltd.	NO	13

STATEMENT AS OF MARCH 31, 2023 OF THE American National Life Insurance Company of New York

**SCHEDULE Y**  
**PART 1A - DETAIL OF INSURANCE HOLDING COMPANY SYSTEM**

1	2	3	4	5	6	7	8	9	10	11	12	13	14	15	16
Group Code	Group Name	NAIC Company Code	ID Number	Federal RSSD	CIK	Name of Securities Exchange if Publicly Traded (U.S. or International)	Names of Parent, Subsidiaries Or Affiliates	Domi-ciliary Location	Relation-ship to Reporting Entity	Directly Controlled by (Name of Entity/Person)	Type of Control (Ownership, Board, Management, Attorney-in-Fact, Influence, Other)	If Control is Ownership Provide Percentage	Ultimate Controlling Entity(ies)/Person(s)	Is an SCA Filing Re-quired? (Yes/No)	*
.0408	Brookfield Reinsurance Ltd. Group	00000		0			Chipman Holdings, Inc.	.CAN	OTH	AN/CAN Investments, Inc.	Ownership	100.000	Brookfield Reinsurance Ltd.	NO	1
.0408	Brookfield Reinsurance Ltd. Group	00000		0			Chipman Industrial Park No. 1 Inc.	.CAN	NIA	Chipman Development Corporation	Ownership	100.000	Brookfield Reinsurance Ltd.	NO	1
.0408	Brookfield Reinsurance Ltd. Group	00000	76-0621069	0			Eagle IND., L.P.	.TX	NIA	ANIND TX, LLC	Management	0.000	Brookfield Reinsurance Ltd.	NO	1
.0408	Brookfield Reinsurance Ltd. Group	00000	83-2990147	0			Eagle Burleson Park LLC	.TX	NIA	Eagle IND., LP	Ownership	100.000	Brookfield Reinsurance Ltd.	NO	1
.0408	Brookfield Reinsurance Ltd. Group	00000	83-2964071	0			Eagle Tri County LLC	.TX	NIA	Eagle IND., LP	Ownership	100.000	Brookfield Reinsurance Ltd.	NO	1
.0408	Brookfield Reinsurance Ltd. Group	00000	20-1198091	0			Galveston Island Water Park, L.P.	.TX	NIA	ANH20, Inc.	Management	0.000	Brookfield Reinsurance Ltd.	NO	1
.0408	Brookfield Reinsurance Ltd. Group	00000	20-4937509	0			Germann Road Land Development, LLC	.CO	NIA	ANICO Eagle, LLC	Ownership	100.000	Brookfield Reinsurance Ltd.	NO	1
.0408	Brookfield Reinsurance Ltd. Group	00000	20-8243164	0			MRPL Retail Partners, Ltd. (Shops at Bella Terra)	.TX	NIA	ANICO Eagle, LLC	Ownership	50.000	Brookfield Reinsurance Ltd.	NO	1
.0408	Brookfield Reinsurance Ltd. Group	00000	46-3426560	0			TC Blvd. Partners, LLC	.TX	NIA	ANICO Eagle, LLC	Ownership	87.680	Brookfield Reinsurance Ltd.	NO	1
.0408	Brookfield Reinsurance Ltd. Group	00000	46-3432650	0			TC Blvd. Partners II, LLC	.TX	NIA	ANICO Eagle, LLC	Ownership	95.000	Brookfield Reinsurance Ltd.	NO	1
.0408	Brookfield Reinsurance Ltd. Group	00000	76-0444990	0			Town and Country Partnership	.TX	NIA	ANDV 97, LLC	Ownership	87.680	Brookfield Reinsurance Ltd.	NO	1
.0408	Brookfield Reinsurance Ltd. Group	00000	80-0947060	0			Town Center Partners, Ltd.	.TX	NIA	TC Blvd. Partners, LLC	Management	0.000	Brookfield Reinsurance Ltd.	NO	1
.0408	Brookfield Reinsurance Ltd. Group	00000	88-3971831	0			TX Galileo LLC	.DE	OTH	BAMR US Holdings LLC	Management	0.000	Brookfield Reinsurance Ltd.	NO	13
.0408	Brookfield Reinsurance Ltd. Group	00000	88-3904685	0			TX Hooke LLC	.DE	OTH	BAMR US Holdings LLC	Management	0.000	Brookfield Reinsurance Ltd.	NO	13
.0408	Brookfield Reinsurance Ltd. Group	00000	88-3957208	0			TX Kepler LLC	.DE	OTH	BAMR US Holdings LLC	Management	0.000	Brookfield Reinsurance Ltd.	NO	13
.0408	Brookfield Reinsurance Ltd. Group	00000	88-3921297	0			TX Leibniz LLC	.DE	OTH	BAMR US Holdings LLC	Management	0.000	Brookfield Reinsurance Ltd.	NO	13
.0408	Brookfield Reinsurance Ltd. Group	00000	88-3871687	0			TX Newton LLC	.DE	OTH	BAMR US Holdings LLC	Management	0.000	Brookfield Reinsurance Ltd.	NO	13
.0408	Brookfield Reinsurance Ltd. Group	00000	88-3889808	0			TX Wren LLC	.DE	OTH	BAMR US Holdings LLC	Management	0.000	Brookfield Reinsurance Ltd.	NO	13
.0408	Brookfield Reinsurance Ltd. Group	00000	20-8668116	0			121 Village, Ltd.	.TX	NIA	ANREINV, LLC	Management	0.000	Brookfield Reinsurance Ltd.	NO	1
.0408	Brookfield Reinsurance Ltd. Group	00000		0			BEP BID II Euro AIV L.P.	.CYM	OTH	Brookfield Reinsurance Investments LP	Ownership	100.000	Brookfield Reinsurance Ltd.	NO	13
.0408	Brookfield Reinsurance Ltd. Group	00000		0			BAMR BID II US AIV LP	.CYM	OTH	Brookfield Reinsurance Investments LP	Ownership	100.000	Brookfield Reinsurance Ltd.	NO	13
.0408	Brookfield Reinsurance Ltd. Group	00000		0			BAMR BID II AIV LP	.CYM	OTH	American National Insurance Company	Ownership	100.000	Brookfield Reinsurance Ltd.	NO	13
.0408	Brookfield Reinsurance Ltd. Group	00000		0			Boole L.P.	.CYM	OTH	American National Insurance Company	Ownership	54.000	Brookfield Reinsurance Ltd.	NO	13
.0408	Brookfield Reinsurance Ltd. Group	00000		0			Archimedes L.P.	.CYM	OTH	American National Insurance Company	Ownership	53.000	Brookfield Reinsurance Ltd.	NO	13
.0408	Brookfield Reinsurance Ltd. Group	00000		0			Cantor L.P.	.CYM	OTH	American National Insurance Company	Ownership	53.000	Brookfield Reinsurance Ltd.	NO	13
.0408	Brookfield Reinsurance Ltd. Group	00000		0			NER Note Issuer 1 Ltd.	.CYM	OTH	North End Re (Cayman) SPC	Ownership	75.000	Brookfield Reinsurance Ltd.	NO	13
.0408	Brookfield Reinsurance Ltd. Group	00000		0			NER Note Issuer 2 Ltd.	.CYM	OTH	American National Insurance Company	Ownership	75.000	Brookfield Reinsurance Ltd.	NO	13
.0408	Brookfield Reinsurance Ltd. Group	00000		0			NER Note Issuer 3 Ltd.	.CYM	OTH	American National Insurance Company	Ownership	76.000	Brookfield Reinsurance Ltd.	NO	13
.0408	Brookfield Reinsurance Ltd. Group	00000		0			NER Asset Holdco 1 Ltd.	.CYM	OTH	NER Note Issuer 1 Ltd.	Ownership	100.000	Brookfield Reinsurance Ltd.	NO	13
.0408	Brookfield Reinsurance Ltd. Group	00000		0			NER Asset Holdco 2 Ltd.	.CYM	OTH	NER Note Issuer 2 Ltd.	Ownership	100.000	Brookfield Reinsurance Ltd.	NO	13
.0408	Brookfield Reinsurance Ltd. Group	00000		0			NER Asset Holdco 3 Ltd.	.CYM	OTH	NER Note Issuer 3 Ltd.	Ownership	100.000	Brookfield Reinsurance Ltd.	NO	13
.0408	Brookfield Reinsurance Ltd. Group	00000	98-1684989	0			Bylsma 2022-1, Ltd.	.CYM	OTH	American National Insurance Company	Ownership	81.000	Brookfield Reinsurance Ltd.	NO	13
.0408	Brookfield Reinsurance Ltd. Group	00000	98-1685005	0			Casals 2022-1, Ltd.	.CYM	OTH	American National Insurance Company	Ownership	81.000	Brookfield Reinsurance Ltd.	NO	13
.0408	Brookfield Reinsurance Ltd. Group	00000	98-1685038	0			Dupre 2022-1, Ltd.	.CYM	OTH	American National Insurance Company	Ownership	100.000	Brookfield Reinsurance Ltd.	NO	13
.0408	Brookfield Reinsurance Ltd. Group	00000		0			Bylsma 2022-1, LLC	.DE	OTH	Bylsma 2022-1, Ltd.	Ownership	100.000	Brookfield Reinsurance Ltd.	NO	13
.0408	Brookfield Reinsurance Ltd. Group	00000		0			Casals 2022-1, LLC	.DE	OTH	Casals 2022-1, Ltd.	Ownership	100.000	Brookfield Reinsurance Ltd.	NO	13
.0408	Brookfield Reinsurance Ltd. Group	00000		0			Dupre 2022-1, LLC	.DE	OTH	Dupre 2022-1, Ltd.	Ownership	100.000	Brookfield Reinsurance Ltd.	NO	13
.0408	Brookfield Reinsurance Ltd. Group	00000	88-1138054	0			BGL PT Land, LLC	.DE	OTH	Brookfield Reinsurance Investments LP	Ownership	100.000	Brookfield Reinsurance Ltd.	NO	13
.0408	Brookfield Reinsurance Ltd. Group	00000		0			BGL PT, LLC	.DE	OTH	Brookfield Reinsurance Investments LP	Ownership	100.000	Brookfield Reinsurance Ltd.	NO	13
.0408	Brookfield Reinsurance Ltd. Group	00000	98-1691929	0			Atreides Leto Holdco 2022-1 Ltd.	.CYM	OTH	American National Insurance Company	Ownership	100.000	Brookfield Reinsurance Ltd.	NO	13
.0408	Brookfield Reinsurance Ltd. Group	00000	98-1691732	0			Atreides Paul Holdco 2022-1 Ltd.	.CYM	OTH	American National Insurance Company	Ownership	100.000	Brookfield Reinsurance Ltd.	NO	13
.0408	Brookfield Reinsurance Ltd. Group	00000	98-1695168	0			Atreides Paul 2022-1 Ltd.	.CYM	OTH	Atreides Paul Holdco 2022-1 Ltd.	Ownership	100.000	Brookfield Reinsurance Ltd.	NO	13
.0408	Brookfield Reinsurance Ltd. Group	00000	98-1694739	0			Atreides Leto 2022-1 Ltd.	.CYM	OTH	Atreides Leto Holdco 2022-1 Ltd.	Ownership	100.000	Brookfield Reinsurance Ltd.	NO	13
.0408	Brookfield Reinsurance Ltd. Group	00000	98-1693420	0			Atreides 2022-1 Ltd.	.CYM	OTH	Atreides Leto Holdco 2022-1 Ltd.	Ownership	80.000	Brookfield Reinsurance Ltd.	NO	13
.0408	Brookfield Reinsurance Ltd. Group	00000		0			BGL Pinehurst Land, LLC	.DE	OTH	BAMR US Holdings LLC	Management	0.000	Brookfield Reinsurance Ltd.	NO	13
.0408	Brookfield Reinsurance Ltd. Group	00000		0			BLI Pinehurst Mezz, LLC	.DE	OTH	BAMR US Holdings LLC	Management	0.000	Brookfield Reinsurance Ltd.	NO	13
.0408	Brookfield Reinsurance Ltd. Group	00000		0			BGL Pinehurst, LLC	.DE	OTH	BAMR US Holdings LLC	Management	0.000	Brookfield Reinsurance Ltd.	NO	13
.0408	Brookfield Reinsurance Ltd. Group	00000		0			BLI Pinehurst, LLC	.DE	OTH	BLI Pinehurst Mezz, LLC	Ownership	100.000	Brookfield Reinsurance Ltd.	NO	13

STATEMENT AS OF MARCH 31, 2023 OF THE American National Life Insurance Company of New York

**SCHEDULE Y**  
**PART 1A - DETAIL OF INSURANCE HOLDING COMPANY SYSTEM**

1	2	3	4	5	6	7	8	9	10	11	12	13	14	15	16
Group Code	Group Name	NAIC Company Code	ID Number	Federal RSSD	CIK	Name of Securities Exchange if Publicly Traded (U.S. or International)	Names of Parent, Subsidiaries Or Affiliates	Domi-ciliary Loca-tion	Relation-ship to Reporting Entity	Directly Controlled by (Name of Entity/Person)	Type of Control (Ownership, Board, Management, Attorney-in-Fact, Influence, Other)	If Control is Ownership Provide Per-centage	Ultimate Controlling Entity(ies)/Person(s)	Is an SCA Filing Re-quired? (Yes/No)	*
.0408	Brookfield Reinsurance Ltd. Group	00000		0			BAM Re Bermuda Real Estate JV Member Ltd.	.BMJ	OTH	BAM Re Holdings Ltd.	Ownership	49.000	Brookfield Reinsurance Ltd.	NO	
.0408	Brookfield Reinsurance Ltd. Group	00000		0			Blue Investment SPE Ltd. Brookfield Bermuda Real Estate Holdings Ltd.	.BMJ	NIA	Brookfield Bermuda Real Estate Holdings Ltd.	Ownership	100.000	Brookfield Reinsurance Ltd.	NO	1
.0408	Brookfield Reinsurance Ltd. Group	00000		0			Chipman Development Corporation	.BMJ	NIA	Brookfield Bermuda Real Estate JV LLC	Ownership	100.000	Brookfield Reinsurance Ltd.	NO	1
.0408	Brookfield Reinsurance Ltd. Group	00000		0			Brookfield Bermuda Real Estate JV LLC	.BMJ	NIA	BAM Re Bermuda Real Estate JV Member Ltd.	Ownership	49.000	Brookfield Reinsurance Ltd.	NO	1
.0408	Brookfield Reinsurance Ltd. Group	00000		0			BNRE Bermuda Services Ltd.	.BMJ	NIA	BAMR Holdings Ltd.	Ownership	100.000	Brookfield Reinsurance Ltd.	NO	1
.0408	Brookfield Reinsurance Ltd. Group	00000	92-2035543	0			BNRE Triangle Acquisition Inc.	.DE	NIA	BAMR US Holdings LLC	Ownership	100.000	Brookfield Reinsurance Ltd.	NO	1
.0408	Brookfield Reinsurance Ltd. Group	00000	92-2064626	0			BNRE Triangle Merger Sub Inc.	.DE	NIA	BNRE Triangle Acquisition Inc.	Ownership	100.000	Brookfield Reinsurance Ltd.	NO	1
.0408	Brookfield Reinsurance Ltd. Group	00000		0			BNRE Bermuda Merger Sub Ltd.	.BMJ	NIA	BNRE Triangle Acquisition Inc.	Ownership	100.000	Brookfield Reinsurance Ltd.	NO	1
.0408	Brookfield Reinsurance Ltd. Group	00000		0			Grace Property Holdings Limited	.CYM	OTH	Brookfield Reinsurance Investments LP	Ownership	50.000	Brookfield Reinsurance Ltd.	NO	
.0408	Brookfield Reinsurance Ltd. Group	00000		0			BNRE 77G Holdings Ltd.	.BMJ	OTH	BAM Re Holdings Ltd.	Ownership	100.000	Brookfield Reinsurance Ltd.	NO	
.0408	Brookfield Reinsurance Ltd. Group	00000		0			2022 Ganymede Note Issuer LP	.DE	OTH	American National Insurance Company	Ownership	100.000	Brookfield Reinsurance Ltd.	NO	
.0408	Brookfield Reinsurance Ltd. Group	00000		0			2022 Titan Note Issuer LP	.DE	OTH	American National Insurance Company	Ownership	100.000	Brookfield Reinsurance Ltd.	NO	
.0408	Brookfield Reinsurance Ltd. Group	00000		0			2022 Europa Note Issuer LP	.DE	OTH	American National Insurance Company	Ownership	100.000	Brookfield Reinsurance Ltd.	NO	
.0408	Brookfield Reinsurance Ltd. Group	00000		0			2022 IO Note Issuer LP	.DE	OTH	American National Insurance Company	Ownership	100.000	Brookfield Reinsurance Ltd.	NO	
.0408	Brookfield Reinsurance Ltd. Group	00000		0			2022 Ceres Note Issuer LP	.DE	OTH	American National Insurance Company	Ownership	100.000	Brookfield Reinsurance Ltd.	NO	
.0408	Brookfield Reinsurance Ltd. Group	00000		0			BREF VI Cayman 1 LP	.CYM	OTH	BAM Re Holdings Ltd.	Management	100.000	Brookfield Reinsurance Ltd.	NO	
.0408	Brookfield Reinsurance Ltd. Group	00000		0			77G Propco Limited	.JEY	OTH	BNRE 77G Holdings Ltd.	Ownership	100.000	Brookfield Reinsurance Ltd.	NO	

Asterisk	Explanation
1	Bruce Flatt and Brian Kingston are also ultimate controlling persons
2	BAM Re Partners Trust owns 100% of the Class B Limited Voting Shares of Brookfield Reinsurance Ltd.
3	Investment Special Purpose Vehicle



# SUPPLEMENTAL EXHIBITS AND SCHEDULES INTERROGATORIES

The following supplemental reports are required to be filed as part of your statement filing. However, in the event that your company does not transact the type of business for which the special report must be filed, your response of NO to the specific interrogatory will be accepted in lieu of filing a "NONE" report and a bar code will be printed below. If the supplement is required of your company but is not being filed for whatever reason enter SEE EXPLANATION and provide an explanation following the interrogatory questions.

	Response
1. Will the Trusteed Surplus Statement be filed with the state of domicile and the NAIC with this statement? .....	NO
2. Will the Medicare Part D Coverage Supplement be filed with the state of domicile and the NAIC with this statement? .....	NO
3. Will the Reasonableness of Assumptions Certification required by Actuarial Guideline XXXV be filed with the state of domicile and electronically with the NAIC? .....	NO
4. Will the Reasonableness and Consistency of Assumptions Certification required by Actuarial Guideline XXXV be filed with the state of domicile and electronically with the NAIC? .....	YES
5. Will the Reasonableness of Assumptions Certification for Implied Guaranteed Rate Method required by Actuarial Guideline XXXVI be filed with the state of domicile and electronically with the NAIC? .....	NO
6. Will the Reasonableness and Consistency of Assumptions Certification required by Actuarial Guideline XXXVI (Updated Average Market Value) be filed with the state of domicile and electronically with the NAIC? .....	NO
7. Will the Reasonableness and Consistency of Assumptions Certification required by Actuarial Guideline XXXVI (Updated Market Value) be filed with the state of domicile and electronically with the NAIC? .....	YES
8. Will the Life PBR Statement of Exemption be filed with the state of domicile by July 1st and electronically with the NAIC with the second quarterly filing per the Valuation Manual (by August 15)? (2nd Quarter Only) The response for 1st and 3rd quarters should be N/A. A NO response resulting with a bar code is only appropriate in the 2nd quarter. In the case of an ongoing statement of exemption, enter "SEE EXPLANATION" and provide as an explanation that the company is utilizing an ongoing statement of exemption. ....	N/A






**AUGUST FILING**

9. Will the regulator-only (non-public) Communication of Internal Control Related Matters Noted in Audit be filed with the state of domicile and electronically with the NAIC (as a regulator-only non-public document) by August 1? The response for 1st and 3rd quarters should be N/A. A NO response resulting with a bar code is only appropriate in the 2nd quarter. ....	N/A
--	-----

Explanation:

- 1.
- 2.
- 3.
- 5.
- 6.

Bar Code:

1. Trusteed Surplus Statement [Document Identifier 490]	
2. Medicare Part D Coverage Supplement [Document Identifier 365]	
3. Reasonableness of Assumptions Certification required by Actuarial Guideline XXXV [Document Identifier 445]	
5. Reasonableness of Assumptions Certification for Implied Guaranteed Rate Method required by Actuarial Guideline XXXVI [Document Identifier 447]	
6. Reasonableness and Consistency of Assumptions Certification required by Actuarial Guideline XXXVI [Document Identifier 448]	

**OVERFLOW PAGE FOR WRITE-INS**

Additional Write-ins for Assets Line 25

	Current Statement Date			4 December 31 Prior Year Net Admitted Assets
	1 Assets	2 Nonadmitted Assets	3 Net Admitted Assets (Cols. 1 - 2)	
2504. Disallowed interest maintenance reserve .....	1,908,461	1,908,461	0	
2505. Overfunded postretirement plan asset .....	18,312	18,312	0	
2506. Prepaid expenses .....	85,946	85,946	0	
2507. Overfunded pension plan asset .....	(1,445,848)	(1,445,848)	0	
2597. Summary of remaining write-ins for Line 25 from overflow page	566,871	566,871	0	0

Additional Write-ins for Schedule T Line 58

	1	Life Contracts		Direct Business Only			7 Deposit-Type Contracts
		2 Life Insurance Premiums	3 Annuity Considerations	4 Accident and Health Insurance Premiums, Including Policy, Membership and Other Fees	5 Other Considerations	6 Total Columns 2 Through 5	
States, Etc.	Active Status						
58004. ESP Spain .....	XXX	74				74	
58997. Summary of remaining write-ins for Line 58 from overflow page	XXX	74	0	0	0	74	0

STATEMENT AS OF MARCH 31, 2023 OF THE American National Life Insurance Company of New York

**SCHEDULE A - VERIFICATION**

Real Estate

	1 Year to Date	2 Prior Year Ended December 31
1. Book/adjusted carrying value, December 31 of prior year .....	4,642,065	4,765,002
2. Cost of acquired:		
2.1 Actual cost at time of acquisition .....		
2.2 Additional investment made after acquisition .....	44,240	320,000
3. Current year change in encumbrances .....		0
4. Total gain (loss) on disposals .....		
5. Deduct amounts received on disposals .....		
6. Total foreign exchange change in book/adjusted carrying value .....		0
7. Deduct current year's other than temporary impairment recognized .....		0
8. Deduct current year's depreciation .....	115,093	442,937
9. Book/adjusted carrying value at the end of current period (Lines 1+2+3+4-5+6-7-8) .....	4,571,212	4,642,065
10. Deduct total nonadmitted amounts .....		0
11. Statement value at end of current period (Line 9 minus Line 10)	4,571,212	4,642,065

**SCHEDULE B - VERIFICATION**

Mortgage Loans

	1 Year to Date	2 Prior Year Ended December 31
1. Book value/recorded investment excluding accrued interest, December 31 of prior year .....	600,484,504	468,014,946
2. Cost of acquired:		
2.1 Actual cost at time of acquisition .....	0	155,890,775
2.2 Additional investment made after acquisition .....	1,875,524	53,838,644
3. Capitalized deferred interest and other .....		0
4. Accrual of discount .....	0	781,640
5. Unrealized valuation increase (decrease) .....	0	0
6. Total gain (loss) on disposals .....	0	
7. Deduct amounts received on disposals .....	2,774,242	78,041,500
8. Deduct amortization of premium and mortgage interest points and commitment fees .....	(181,198)	0
9. Total foreign exchange change in book value/recorded investment excluding accrued interest .....		0
10. Deduct current year's other than temporary impairment recognized .....		0
11. Book value/recorded investment excluding accrued interest at end of current period (Lines 1+2+3+4+5+6-7-8+9-10) .....	599,766,984	600,484,504
12. Total valuation allowance .....		
13. Subtotal (Line 11 plus Line 12) .....	599,766,984	600,484,504
14. Deduct total nonadmitted amounts .....		0
15. Statement value at end of current period (Line 13 minus Line 14)	599,766,984	600,484,504

**SCHEDULE BA - VERIFICATION**

Other Long-Term Invested Assets

	1 Year to Date	2 Prior Year Ended December 31
1. Book/adjusted carrying value, December 31 of prior year .....	92,361,150	80,477,703
2. Cost of acquired:		
2.1 Actual cost at time of acquisition .....		303,506
2.2 Additional investment made after acquisition .....	136,697	21,413,002
3. Capitalized deferred interest and other .....		0
4. Accrual of discount .....	13,794	51,926
5. Unrealized valuation increase (decrease) .....	1,767,704	1,624,181
6. Total gain (loss) on disposals .....		
7. Deduct amounts received on disposals .....	1,034,630	11,509,169
8. Deduct amortization of premium and depreciation .....		0
9. Total foreign exchange change in book/adjusted carrying value .....		0
10. Deduct current year's other than temporary impairment recognized .....		0
11. Book/adjusted carrying value at end of current period (Lines 1+2+3+4+5+6-7-8+9-10) .....	93,244,715	92,361,150
12. Deduct total nonadmitted amounts .....		
13. Statement value at end of current period (Line 11 minus Line 12)	93,244,715	92,361,150

**SCHEDULE D - VERIFICATION**

Bonds and Stocks

	1 Year to Date	2 Prior Year Ended December 31
1. Book/adjusted carrying value of bonds and stocks, December 31 of prior year .....	1,962,497,582	2,046,263,773
2. Cost of bonds and stocks acquired .....	13,600,000	177,780,189
3. Accrual of discount .....	501,073	2,384,619
4. Unrealized valuation increase (decrease) .....	136,796	(6,824,918)
5. Total gain (loss) on disposals .....	(534,554)	706,662
6. Deduct consideration for bonds and stocks disposed of .....	57,579,651	252,390,822
7. Deduct amortization of premium .....	1,403,904	6,200,915
8. Total foreign exchange change in book/adjusted carrying value .....		0
9. Deduct current year's other than temporary impairment recognized .....		1,096,841
10. Total investment income recognized as a result of prepayment penalties and/or acceleration fees .....		1,875,835
11. Book/adjusted carrying value at end of current period (Lines 1+2+3+4+5-6-7+8-9+10) .....	1,917,217,342	1,962,497,582
12. Deduct total nonadmitted amounts .....		0
13. Statement value at end of current period (Line 11 minus Line 12)	1,917,217,342	1,962,497,582

STATEMENT AS OF MARCH 31, 2023 OF THE American National Life Insurance Company of New York

**SCHEDULE D - PART 1B**

Showing the Acquisitions, Dispositions and Non-Trading Activity  
During the Current Quarter for all Bonds and Preferred Stock by NAIC Designation

NAIC Designation	1 Book/Adjusted Carrying Value Beginning of Current Quarter	2 Acquisitions During Current Quarter	3 Dispositions During Current Quarter	4 Non-Trading Activity During Current Quarter	5 Book/Adjusted Carrying Value End of First Quarter	6 Book/Adjusted Carrying Value End of Second Quarter	7 Book/Adjusted Carrying Value End of Third Quarter	8 Book/Adjusted Carrying Value December 31 Prior Year
<b>BONDS</b>								
1. NAIC 1 (a) .....	956,505,564	212,056,576	242,875,077	833,189	926,520,252	0	0	956,505,564
2. NAIC 2 (a) .....	998,976,884	0	29,705,261	(1,552,157)	967,719,466	0	0	998,976,884
3. NAIC 3 (a) .....	38,848,857	0	6,984,401	(32,829)	31,831,627	0	0	38,848,857
4. NAIC 4 (a) .....	6,175,111	0	0	87,875	6,262,986	0	0	6,175,111
5. NAIC 5 (a) .....	4,474,468	0	0	(1,497,150)	2,977,318	0	0	4,474,468
6. NAIC 6 (a) .....	645,295	0	80,181	1,352,610	1,917,724	0	0	645,295
7. Total Bonds	2,005,626,179	212,056,576	279,644,920	(808,462)	1,937,229,373	0	0	2,005,626,179
<b>PREFERRED STOCK</b>								
8. NAIC 1 .....	0	0	0	0	0	0	0	0
9. NAIC 2 .....	1,124,200	0	0	28,530	1,152,730	0	0	1,124,200
10. NAIC 3 .....	0	0	0	0	0	0	0	0
11. NAIC 4 .....	691,800	0	0	0	691,800	0	0	691,800
12. NAIC 5 .....	0	0	0	(691,800)	(691,800)	0	0	0
13. NAIC 6 .....	0	0	0	802,800	802,800	0	0	0
14. Total Preferred Stock	1,816,000	0	0	139,530	1,955,530	0	0	1,816,000
15. Total Bonds and Preferred Stock	2,007,442,179	212,056,576	279,644,920	(668,932)	1,939,184,903	0	0	2,007,442,179

(a) Book/Adjusted Carrying Value column for the end of the current reporting period includes the following amount of short-term and cash equivalent bonds by NAIC designation:

NAIC 1 \$ 22,003,489 ; NAIC 2 \$ 0 ; NAIC 3 \$ 0 ; NAIC 4 \$ 0 ; NAIC 5 \$ 0 ; NAIC 6 \$ 0

S102

**SCHEDULE DA - PART 1**

Short-Term Investments

	1	2	3	4	5
	Book/Adjusted Carrying Value	Premium	Actual Cost	Interest Collected Year-to-Date	Paid for Accrued Interest Year-to-Date
7709999999 Totals		XX			

**NONE**

**SCHEDULE DA - VERIFICATION**

Short-Term Investments

	1	2
	Year To Date	Prior Year Ended December 31
1. Book/adjusted carrying value, December 31 of prior year .....	44,981,669	0
2. Cost of short-term investments acquired .....	19,984,367	44,974,036
3. Accrual of discount .....	23,267	7,633
4. Unrealized valuation increase (decrease) .....	0	0
5. Total gain (loss) on disposals .....	0	0
6. Deduct consideration received on disposals .....	64,989,303	0
7. Deduct amortization of premium .....	0	0
8. Total foreign exchange change in book/adjusted carrying value .....	0	0
9. Deduct current year's other than temporary impairment recognized .....	0	0
10. Book/adjusted carrying value at end of current period (Lines 1+2+3+4+5-6-7+8-9) .....	0	44,981,669
11. Deduct total nonadmitted amounts .....	0	0
12. Statement value at end of current period (Line 10 minus Line 11)	0	44,981,669

**SCHEDULE DB - PART A - VERIFICATION**

Options, Caps, Floors, Collars, Swaps and Forwards

1. Book/Adjusted Carrying Value, December 31, prior year (Line 10, prior year) .....	2,838,448
2. Cost Paid/(Consideration Received) on additions .....	1,365,790
3. Unrealized Valuation increase/(decrease) .....	2,239,746
4. SSAP No. 108 adjustments .....	
5. Total gain (loss) on termination recognized .....	(1,261,364)
6. Considerations received/(paid) on terminations .....	
7. Amortization .....	
8. Adjustment to the Book/Adjusted Carrying Value of hedged item .....	
9. Total foreign exchange change in Book/Adjusted Carrying Value .....	
10. Book/Adjusted Carrying Value at End of Current Period (Lines 1+2+3+4+5-6+7+8+9) .....	5,182,620
11. Deduct nonadmitted assets .....	
12. Statement value at end of current period (Line 10 minus Line 11) .....	5,182,620

**SCHEDULE DB - PART B - VERIFICATION**

Futures Contracts

1. Book/Adjusted carrying value, December 31 of prior year (Line 6, prior year).....	
2. Cumulative cash change (Section 1, Broker Name/Net Cash Deposits Footnote - Cumulative Cash Change column) .....	
3.1 Add:	
Change in variation margin on open contracts - Highly Effective Hedges	
3.11 Section 1, Column 15, current year to date minus .....	
3.12 Section 1, Column 15, prior year .....	
Change in variation margin on open contracts - All Other	
3.13 Section 1, Column 18, current year to date minus .....	
3.14 Section 1, Column 18, prior year .....	
3.2 Add:	
Change in adjustment to basis of hedged item	
3.21 Section 1, Column 17, current year to date minus .....	
3.22 Section 1, Column 17, prior year .....	
Change in amount recognized	
3.23 Section 1, Column 19, current year to date minus .....	
3.24 Section 1, Column 19, prior year plus .....	
3.25 SSAP No. 108 adjustments .....	
3.3 Subtotal (Line 3.1 minus Line 3.2) .....	
4.1 Cumulative variation margin on terminated contracts during the year .....	
4.2 Less:	
4.21 Amount used to adjust basis of hedged item .....	
4.22 Amount recognized .....	
4.23 SSAP No. 108 adjustments .....	
4.3 Subtotal (Line 4.1 minus Line 4.2) .....	
5. Dispositions gains (losses) on contracts terminated in prior year:	
5.1 Total gain (loss) recognized for terminations in prior year .....	
5.2 Total gain (loss) adjusted into the hedged item(s) for terminations in prior year .....	
6. Book/Adjusted carrying value at end of current period (Lines 1+2+3.3-4.3-5.1-5.2) .....	
7. Deduct total nonadmitted amounts .....	
8. Statement value at end of current period (Line 6 minus Line 7) .....	

**NONE**

Schedule DB - Part C - Section 1 - Replication (Synthetic Asset) Transactions (RSATs) Open

**N O N E**

Schedule DB-Part C-Section 2-Reconciliation of Replication (Synthetic Asset) Transactions Open

**N O N E**

**SCHEDULE DB - VERIFICATION**

Verification of Book/Adjusted Carrying Value, Fair Value and Potential Exposure of all Open Derivative Contracts

	Book/Adjusted Carrying Value Check
1. Part A, Section 1, Column 14.....	5,182,624
2. Part B, Section 1, Column 15 plus Part B, Section 1 Footnote - Total Ending Cash Balance.....	0
3. Total (Line 1 plus Line 2) .....	5,182,624
4. Part D, Section 1, Column 6 .....	5,182,620
5. Part D, Section 1, Column 7 .....	
6. Total (Line 3 minus Line 4 minus Line 5) .....	4
	Fair Value Check
7. Part A, Section 1, Column 16 .....	5,182,624
8. Part B, Section 1, Column 13 .....	
9. Total (Line 7 plus Line 8) .....	5,182,624
10. Part D, Section 1, Column 9 .....	5,182,620
11. Part D, Section 1, Column 10 .....	
12. Total (Line 9 minus Line 10 minus Line 11) .....	4
	Potential Exposure Check
13. Part A, Section 1, Column 21 .....	
14. Part B, Section 1, Column 20 .....	
15. Part D, Section 1, Column 12 .....	
16. Total (Line 13 plus Line 14 minus Line 15) .....	0



**SCHEDULE E - PART 2 - VERIFICATION**

(Cash Equivalents)

	1	2
	Year To Date	Prior Year Ended December 31
1. Book/adjusted carrying value, December 31 of prior year .....	11,700,258	179,448,430
2. Cost of cash equivalents acquired .....	446,642,250	2,857,160,233
3. Accrual of discount .....	221,977	1,301,346
4. Unrealized valuation increase (decrease) .....	0	0
5. Total gain (loss) on disposals .....	0	(2)
6. Deduct consideration received on disposals .....	421,906,945	3,026,209,749
7. Deduct amortization of premium .....	0	0
8. Total foreign exchange change in book/adjusted carrying value .....	0	0
9. Deduct current year's other than temporary impairment recognized .....	0	0
10. Book/adjusted carrying value at end of current period (Lines 1+2+3+4+5-6-7+8-9) .....	36,657,540	11,700,258
11. Deduct total nonadmitted amounts .....	0	0
12. Statement value at end of current period (Line 10 minus Line 11)	36,657,540	11,700,258

STATEMENT AS OF MARCH 31, 2023 OF THE American National Life Insurance Company of New York

**SCHEDULE A - PART 2**

Showing All Real Estate ACQUIRED AND ADDITIONS MADE During the Current Quarter

1 Description of Property	Location		4 Date Acquired	5 Name of Vendor	6 Actual Cost at Time of Acquisition	7 Amount of Encumbrances	8 Book/Adjusted Carrying Value Less Encumbrances	9 Additional Investment Made After Acquisition
	2 City	3 State						
Home Office Building	Glenmont	NY	01/01/1995					44,240
0199999. Acquired by Purchase					0	0	0	44,240
0399999 - Totals					0	0	0	44,240

**SCHEDULE A - PART 3**

Showing All Real Estate DISPOSED During the Quarter, Including Payments During the Final Year on "Sales Under Contract"

1 Description of Property	Location		4 Disposal Date	5 Name of Purchaser	6 Actual Cost	7 Expended for Additions, Permanent Improvements and Changes in Encumbrances	8 Book/Adjusted Carrying Value Less Encumbrances Prior Year	Change in Book/Adjusted Carrying Value Less Encumbrances					14 Book/Adjusted Carrying Value Less Encumbrances on Disposal	15 Amounts Received During Year	16 Foreign Exchange Gain (Loss) on Disposal	17 Realized Gain (Loss) on Disposal	18 Total Gain (Loss) on Disposal	19 Gross Income Earned Less Interest Incurred on Encumbrances	20 Taxes, Repairs and Expenses Incurred
	2 City	3 State						9 Current Year's Depreciation	10 Current Year's Other-Than-Temporary Impairment Recognized	11 Current Year's Change in Encumbrances	12 Total Change in Book/Adjusted Carrying Value (11-9-10)	13 Total Foreign Exchange Change in Book/Adjusted Carrying Value							
0399999 - Totals																			

**NONE**

E01

STATEMENT AS OF MARCH 31, 2023 OF THE American National Life Insurance Company of New York

**SCHEDULE B - PART 2**

Showing All Mortgage Loans ACQUIRED AND ADDITIONS MADE During the Current Quarter

1 Loan Number	2 Location		4 Loan Type	5 Date Acquired	6 Rate of Interest	7 Actual Cost at Time of Acquisition	8 Additional Investment Made After Acquisition	9 Value of Land and Buildings
	3 City	3 State						
807401	SAN JOSE	CA	S	03/03/2021	3.750		39,521	9,000,000
807901	MESA	AZ	S	09/09/2022	5.500		1,836,003	85,500,000
0599999. Mortgages in good standing - Commercial mortgages-all other							0	94,500,000
0899999. Total Mortgages in good standing							0	94,500,000
1699999. Total - Restructured Mortgages							0	0
2499999. Total - Mortgages with overdue interest over 90 days							0	0
3299999. Total - Mortgages in the process of foreclosure							0	0
3399999 - Totals							0	94,500,000

**SCHEDULE B - PART 3**

Showing All Mortgage Loans DISPOSED, Transferred or Repaid During the Current Quarter

1 Loan Number	2 Location		4 Loan Type	5 Date Acquired	6 Disposal Date	7 Book Value/Recorded Investment Excluding Accrued Interest Prior Year	8 Change in Book Value/Recorded Investment					14 Book Value/Recorded Investment Excluding Accrued Interest on Disposal	15 Consid-eration	16 Foreign Exchange Gain (Loss) on Disposal	17 Realized Gain (Loss) on Disposal	18 Total Gain (Loss) on Disposal
	3 City	3 State					8 Unrealized Valuation Increase (Decrease)	9 Current Year's (Amortization) /Accretion	10 Current Year's Other-Than-Temporary Impairment Recognized	11 Capitalized Deferred Interest and Other	12 Total Change in Book Value (8+9-10+11)					
161701	FORT WORTH	TX		04/30/2008		2,282,080		1,770			1,770	15,901	15,901			0
163501	ALBANY	GA		11/29/2012		1,078,369		149			149	53,844	53,844			0
163801	THE WOODLANDS	TX		12/17/2013		1,880,491		792			792	42,783	42,783			0
163901	OMAHA	NE		06/26/2014		3,916,778		741			741	25,672	25,672			0
164301	SUWANEE	GA		12/16/2014		3,967,703		1,038			1,038	60,781	60,781			0
164401	SPRING	TX		12/17/2014		3,273,719		506			506	30,772	30,772			0
164501	NOVI	MI		02/02/2015		4,139,914		324			324	40,256	40,256			0
164601	WILMINGTON	NC		02/10/2015		2,117,241		312			312	62,376	62,376			0
164801	MATTHEWS	NC		10/01/2015		2,838,944		218			218	26,788	26,788			0
164901	VERNON HILLS	IL		12/16/2015		4,097,279		325			325	45,681	45,681			0
165001	PHOENIX	AZ		03/01/2016		3,401,362		280			280	47,278	47,278			0
165401	BRIGHTON	NY		05/26/2016		5,148,906		362			362	39,643	39,643			0
165501	CORTLANDVILLE	NY		05/26/2016		4,438,711		312			312	34,175	34,175			0
166001	MISSION VIEJO	CA		08/29/2017		1,661,338		119			119	12,792	12,792			0
800301	GREENVILLE	SC		01/01/2018		506,150		66			66	17,932	17,932			0
400401	AUSTIN	TX		05/28/2019		7,269,032		7,386			7,386	36,951	36,951			0
400601	MURRAY	UT		09/17/2019		13,173,884		0			0	72,386	72,386			0
800401	MISSOURI CITY	TX		01/01/2018		1,394,072		125			125	22,410	22,410			0

STATEMENT AS OF MARCH 31, 2023 OF THE American National Life Insurance Company of New York

**SCHEDULE B - PART 3**

Showing All Mortgage Loans DISPOSED, Transferred or Repaid During the Current Quarter

1 Loan Number	2 Location		4 Loan Type	5 Date Acquired	6 Disposal Date	7 Book Value/ Recorded Investment Excluding Accrued Interest Prior Year	8 Change in Book Value/Recorded Investment					14 Book Value/ Recorded Investment Excluding Accrued Interest on Disposal	15 Consid- eration	16 Foreign Exchange Gain (Loss) on Disposal	17 Realized Gain (Loss) on Disposal	18 Total Gain (Loss) on Disposal	
	2 City	3 State					8 Unrealized Valuation Increase (Decrease)	9 Current Year's (Amortization) /Accretion	10 Current Year's Other- Than- Temporary Impairment Recognized	11 Capitalized Deferred Interest and Other	12 Total Change in Book Value (8+9-10+11)						13 Total Foreign Exchange Change in Book Value
800501	NORTHVILLE	MI		01/01/2018		2,581,594		188				188		16,599	16,599		0
800801	BEAUMONT	TX		01/01/2018		1,384,468		117				117		20,071	20,071		0
800901	VERNON HILLS	IL		01/01/2018		2,295,938		188				188		30,064	30,064		0
801001	PLAINFIELD	IN		01/01/2018		2,681,659		740				740		18,551	18,551		0
801101	HOUSTON	TX		01/01/2018		2,499,696		188				188		29,330	29,330		0
801301	CLEVELAND	OH		01/01/2018		2,625,230		392				392		22,781	22,781		0
801401	CLEVELAND	OH		01/01/2018		4,491,751		332				332		37,929	37,929		0
801601	DE PERE	WI		01/01/2018		4,324,110		319				319		37,018	37,018		0
801701	WILMINGTON	NC		01/01/2018		1,712,848		125				125		18,567	18,567		0
801801	CARMEL-BY-THE-SEA	CA		01/01/2018		5,317,949		363				363		36,959	36,959		0
801901	SAN FRANCISCO	CA		01/01/2018		2,212,253		235				235		18,805	18,805		0
802401	SANTA CLARA	CA		01/01/2018		4,280,757		328				328		50,099	50,099		0
802601	ALBUQUERQUE	NM		01/01/2018		4,219,294		808				808		33,275	33,275		0
802901	ALBUQUERQUE	NM		01/01/2018		4,227,289		611				611		33,308	33,308		0
803001	ALBUQUERQUE	NM		01/01/2018		3,692,123		534				534		29,091	29,091		0
803101	ALBUQUERQUE	NM		01/01/2018		2,876,300		416				416		22,663	22,663		0
803301	LEHI	UT		02/05/2018		12,399,400		2,268				2,268		74,002	74,002		0
803401	LAS VEGAS	NV		04/24/2018		2,455,974		344				344		23,483	23,483		0
803601	ARVADA	CO		06/26/2018		15,654,041		4,500				4,500		103,897	103,897		0
803901	KATONAH	NY		09/25/2018		7,798,505		2,053				2,053		49,276	49,276		0
804001	MOUNT KISCO	NY		09/27/2018		11,939,976		3,143				3,143		75,444	75,444		0
804201	ROCKWALL	TX		10/11/2018		13,592,622		1,785				1,785		79,216	79,216		0
804301	PROVO	UT		10/16/2018		7,361,791		1,013				1,013		48,892	48,892		0
804401	BOISE	ID		10/23/2018		10,252,885		2,826				2,826		58,529	58,529		0
804701	PORTLAND	OR		12/05/2018		9,475,056		1,238				1,238		54,398	54,398		0
804801	MESQUITE	TX		12/12/2018		8,745,412		6,750				6,750		49,930	49,930		0
804901	HILLSBORO	OR		01/29/2019		4,562,234		848				848		25,484	25,484		0
805001	SOUTH JORDAN	UT		02/19/2019		6,377,378		828				828		34,233	34,233		0
805101	LOGAN	UT		03/19/2019		2,216,975		156				156		21,150	21,150		0
805301	ARLINGTON HEIGHTS	IL		04/11/2019		14,325,299		11,175				11,175		84,310	84,310		0
805401	PORTLAND	OR		04/25/2019		9,744,075		1,250				1,250		53,397	53,397		0
805501	EMPORIUM	PA		05/01/2019		2,315,628		2,400				2,400		12,232	12,232		0
805601	WINCHESTER	KY		05/07/2019		2,412,112		2,500				2,500		12,742	12,742		0
805801	IDAHO FALLS	ID		06/06/2019		8,175,318		1,063				1,063		46,728	46,728		0
805901	OLATHE	KS		06/11/2019		8,710,482		2,250				2,250		50,525	50,525		0
806001	HOUSTON	TX		10/08/2019		2,165,970		201				201		10,195	10,195		0
806101	NASHVILLE	TN		10/30/2019		11,553,650		3,719				3,719		75,197	75,197		0
806201	SANDSTON	VA		12/17/2019		1,781,905		250				250		43,400	43,400		0
806701	HOUSTON	TX		02/27/2020		11,743,613		1,500				1,500		72,391	72,391		0
807001	MELROSE PARK	IL		04/29/2020		3,698,707		366				366		19,840	19,840		0
807101	ST. CHARLES	IL		05/28/2020		12,291,676		1,183				1,183		194,615	194,615		0
807301	COLUMBUS	OH		12/17/2020		17,779,480		1,558				1,558		114,546	114,546		0
807801	CHARLOTTE	NC		05/03/2022		4,891,474		625				625		42,987	42,987		0
808101	LUTHERVILLE-TIMONUM	MD		10/26/2022		25,204,021		575				575		99,669	99,669		0
0299999. Mortgages with partial repayments						367,634,890	0	79,073	0	0	0	79,073	0	2,774,242	2,774,242	0	0
0599999 - Totals						367,634,890	0	79,073	0	0	0	79,073	0	2,774,242	2,774,242	0	0

E02.1

STATEMENT AS OF MARCH 31, 2023 OF THE American National Life Insurance Company of New York

**SCHEDULE BA - PART 2**

Showing Other Long-Term Invested Assets ACQUIRED AND ADDITIONS MADE During the Current Quarter

1 CUSIP Identification	2 Name or Description	Location		5 Name of Vendor or General Partner	6 NAIC Designation, NAIC Designation Modifier and SVO Administrative Symbol	7 Date Originally Acquired	8 Type and Strategy	9 Actual Cost at Time of Acquisition	10 Additional Investment Made After Acquisition	11 Amount of Encumbrances	12 Commitment for Additional Investment	13 Percentage of Ownership					
		3 City	4 State														
	Equity Fund 7078 - Sound Point U.S. Direct Lending Fund II (RN) LP	New York	NY	CVC Credit Partners US Direct Lending Fund II, LP	1.F	09/24/2018		12,558			18,710	4.651					
	Equity Fund 7086 - Northstar Mezzanine Partners VII Feeder LP	Minneapolis	MN	Northstar Capital, LLC	2.A	10/30/2019		27,938			19,297	0.138					
	Equity Fund 7090 - PineBridge Private Credit Rated Feeder, LP	New York	NY	PineBridge Investments, LLC	1.E	12/06/2019		96,201			747,381	0.809					
1599999. Joint Venture Interests - Fixed Income - NAIC Designation Assigned by the SVO - Unaffiliated								0	136,697	0	785,388	XXX					
6099999. Total - Unaffiliated								0	136,697	0	785,388	XXX					
6199999. Total - Affiliated								0	0	0	0	XXX					
6299999 - Totals													0	136,697	0	785,388	XXX

**SCHEDULE BA - PART 3**

Showing Other Long-Term Invested Assets DISPOSED, Transferred or Repaid During the Current Quarter

1 CUSIP Identification	2 Name or Description	Location		5 Name of Purchaser or Nature of Disposal	6 Date Originally Acquired	7 Disposal Date	8 Book/ Adjusted Carrying Value Less Encumbrances, Prior Year	Change in Book/Adjusted Carrying Value							15 Book/ Adjusted Carrying Value Less Encumbrances on Disposal	16 Consid-eration	17 Foreign Exchange Gain (Loss) on Disposal	18 Realized Gain (Loss) on Disposal	19 Total Gain (Loss) on Disposal	20 Invest-ment Income
		3 City	4 State					9 Unrealized Valuation Increase (De-crease)	10 Current Year's (Depre-ciation) or (Amorti-zation)/ Accretion	11 Current Year's Other Than Temporary Impair-ment Recogn-ized	12 Capital-ized Deferred Interest and Other	13 Total Change in Book/ Adjusted Carrying Value (9+10-11+12)	14 Total Foreign Exchange Change in Book/ Adjusted Carrying Value							
	Equity Fund 7090 - PineBridge Private Credit Rated Feeder, LP	New York	NY	Return of Capital	12/06/2019	03/29/2023	36,048						0	36,048	36,048			0		
	Equity Fund 7101 - Benefit Street Partners SDF II	New York	NY	Return of Capital	04/01/2020	02/24/2023	305,416						0	305,416	305,416			0		
	Equity Fund 7125 - VPC Asset Backed Opportunistic Credit Feeder Fund (Rated), LP	Chicago	IL	Return of Capital	10/07/2021	01/24/2023	351,698						0	351,698	351,698			0		
1599999. Joint Venture Interests - Fixed Income - NAIC Designation Assigned by the SVO - Unaffiliated								693,162	0	0	0	0	0	693,162	693,162	0	0	0	0	
	Equity Fund 7083 - First Eagle Direct Lending Fund I	New York	NY	Return of Capital	08/26/2019	01/10/2023	97,133						0	97,133	97,133			0		
	Equity Fund 7105 - LBC Credit Partners V, LP	Radnor	PA	Return of Capital	07/17/2020	02/15/2023	244,335						0	244,335	244,335			0		
1799999. Joint Venture Interests - Fixed Income - NAIC Designation Not Assigned by the SVO - Unaffiliated								341,468	0	0	0	0	0	341,468	341,468	0	0	0	0	
6099999. Total - Unaffiliated								1,034,630	0	0	0	0	0	1,034,630	1,034,630	0	0	0	0	

STATEMENT AS OF MARCH 31, 2023 OF THE American National Life Insurance Company of New York

**SCHEDULE BA - PART 3**

Showing Other Long-Term Invested Assets DISPOSED, Transferred or Repaid During the Current Quarter

1 CUSIP Identification	2 Name or Description	Location		5 Name of Purchaser or Nature of Disposal	6 Date Originally Acquired	7 Disposal Date	8 Book/ Adjusted Carrying Value Less Encum- brances, Prior Year	Change in Book/Adjusted Carrying Value						15 Book/ Adjusted Carrying Value Less Encum- brances on Disposal	16 Consid- eration	17 Foreign Exchange Gain (Loss) on Disposal	18 Realized Gain (Loss) on Disposal	19 Total Gain (Loss) on Disposal	20 Invest- ment Income	
		3 City	4 State					9 Unrealized Valuation Increase (De- crease)	10 Current Year's (Depre- ciation) or (Amorti- zation)/ Accretion	11 Current Year's Other Than Temporary Impair- ment Recogn- ized	12 Capital- ized Deferred Interest and Other	13 Total Change in Book/ Adjusted Carrying Value (9+10- 11+12)	14 Total Foreign Exchange Change in Book/ Adjusted Carrying Value							
6199999. Total - Affiliated								0	0	0	0	0	0	0	0	0	0	0	0	0
.....	.....	.....	.....	.....	.....	.....	.....	.....	.....	.....	.....	.....	.....	.....	.....	.....	.....	.....	.....	
.....	.....	.....	.....	.....	.....	.....	.....	.....	.....	.....	.....	.....	.....	.....	.....	.....	.....	.....	.....	
.....	.....	.....	.....	.....	.....	.....	.....	.....	.....	.....	.....	.....	.....	.....	.....	.....	.....	.....	.....	
6299999 - Totals								1,034,630	0	0	0	0	0	0	1,034,630	1,034,630	0	0	0	0

STATEMENT AS OF MARCH 31, 2023 OF THE American National Life Insurance Company of New York

**SCHEDULE D - PART 3**

Show All Long-Term Bonds and Stock Acquired During the Current Quarter

1 CUSIP Identification	2 Description	3 Foreign	4 Date Acquired	5 Name of Vendor	6 Number of Shares of Stock	7 Actual Cost	8 Par Value	9 Paid for Accrued Interest and Dividends	10 NAIC Designation, NAIC Designation Modifier and SVO Admini- strative Symbol
000000-00-0	BlueRock- Revolving Credit Facility		03/29/2023	PRIVATE		13,600,000	13,600,000	71,822	5.A
1109999999	Subtotal - Bonds - Industrial and Miscellaneous (Unaffiliated)					13,600,000	13,600,000	71,822	XXX
2509999997	Total - Bonds - Part 3					13,600,000	13,600,000	71,822	XXX
2509999998	Total - Bonds - Part 5					XXX	XXX	XXX	XXX
2509999999	Total - Bonds					13,600,000	13,600,000	71,822	XXX
4509999997	Total - Preferred Stocks - Part 3					0	XXX	0	XXX
4509999998	Total - Preferred Stocks - Part 5					XXX	XXX	XXX	XXX
4509999999	Total - Preferred Stocks					0	XXX	0	XXX
5989999997	Total - Common Stocks - Part 3					0	XXX	0	XXX
5989999998	Total - Common Stocks - Part 5					XXX	XXX	XXX	XXX
5989999999	Total - Common Stocks					0	XXX	0	XXX
5999999999	Total - Preferred and Common Stocks					0	XXX	0	XXX
6009999999	Totals					13,600,000	XXX	71,822	XXX





STATEMENT AS OF MARCH 31, 2023 OF THE American National Life Insurance Company of New York

**SCHEDULE D - PART 4**

Show All Long-Term Bonds and Stock Sold, Redeemed or Otherwise Disposed of During the Current Quarter

1	2	3	4	5	6	7	8	9	10	Change In Book/Adjusted Carrying Value					16	17	18	19	20	21	22		
										11	12	13	14	15									
CUSIP Identification	Description	Foreign	Disposal Date	Name of Purchaser	Number of Shares of Stock	Consideration	Par Value	Actual Cost	Prior Year Book/Adjusted Carrying Value	Unrealized Valuation Increase/(Decrease)	Current Year's (Amortization)/Accretion	Other Than Temporary Impairment Recognized	Total Change in Book/Adjusted Carrying Value (11 + 12 - 13)	Total Foreign Exchange Change in Book /Adjusted Carrying Value	Book/Adjusted Carrying Value at Disposal Date	Foreign Exchange Gain (Loss) on Disposal	Realized Gain (Loss) on Disposal	Total Gain (Loss) on Disposal	Bond Interest/Stock Dividends Received During Year	Stated Contractual Maturity Date	NAIC Designation, NAIC Designation Modifier and SVO Administrative Symbol		
..89683L-AA-8	TRP 2021-2 LLC		02/19/2023	MBS PAYDOWN		20,235	20,235	20,343	20,235	0	0	0	0	0	20,235	0	0	0	54	06/19/2051	1.F FE		
..907818-DM-7	UNION PAC CORP		01/15/2023	MATURITY		2,000,000	2,000,000	1,998,860	1,999,995	0	5	0	5	0	2,000,000	0	0	0	29,500	01/15/2023	1.G FE		
..94973V-BA-4	ANTHEM INC		01/15/2023	MATURITY		1,000,000	1,000,000	996,630	999,986	0	14	0	14	0	1,000,000	0	0	0	16,500	01/15/2023	2.B FE		
..984121-CJ-0	XEROX CORP		02/02/2023	Burrows Capital Advisors thru Cetera		3,395,000	3,500,000	3,363,960	3,475,285	0	1,710	0	1,710	0	3,476,995	0	(81,995)	(81,995)	29,925	05/15/2024	3.B FE		
..136385-AV-3	CANADIAN NAT RES LTD	A	02/03/2023	J.P. MORGAN		1,956,000	2,000,000	2,020,100	2,004,509	0	(232)	0	(232)	0	2,004,277	0	(48,277)	(48,277)	40,300	02/01/2025	2.A FE		
..00185A-AK-0	AON PLC	D	02/03/2023	BOK Financial Securities		2,929,650	3,000,000	3,066,090	3,023,433	0	(827)	0	(827)	0	3,022,606	0	(92,956)	(92,956)	16,792	12/15/2025	2.A FE		
..77578J-AB-4	ROLLS-ROYCE PLC	D	02/02/2023	Burrows Capital Advisors thru Cetera		1,414,875	1,500,000	1,515,150	1,504,641	0	(168)	0	(168)	0	1,504,473	0	(89,598)	(89,598)	16,917	10/14/2025	3.C FE		
1109999999	Subtotal - Bonds - Industrial and Miscellaneous (Unaffiliated)					51,357,606	55,563,857	55,416,029	55,672,995	527	5,579	0	6,106	0	55,679,101	0	(533,874)	(533,874)	941,147		XXX	XXX	
2509999997	Total - Bonds - Part 4					57,579,651	61,785,902	61,638,969	61,895,698	527	5,601	0	6,128	0	61,901,827	0	(534,555)	(534,555)	1,046,068		XXX	XXX	
2509999998	Total - Bonds - Part 5					XXX	XXX	XXX	XXX	XXX	XXX	XXX	XXX	XXX	XXX	XXX	XXX	XXX	XXX	XXX		XXX	XXX
2509999999	Total - Bonds					57,579,651	61,785,902	61,638,969	61,895,698	527	5,601	0	6,128	0	61,901,827	0	(534,555)	(534,555)	1,046,068		XXX	XXX	
4509999997	Total - Preferred Stocks - Part 4					0	XXX	0	0	0	0	0	0	0	0	0	0	0	0	0		XXX	XXX
4509999998	Total - Preferred Stocks - Part 5					XXX	XXX	XXX	XXX	XXX	XXX	XXX	XXX	XXX	XXX	XXX	XXX	XXX	XXX	XXX		XXX	XXX
4509999999	Total - Preferred Stocks					0	XXX	0	0	0	0	0	0	0	0	0	0	0	0	0		XXX	XXX
5989999997	Total - Common Stocks - Part 4					0	XXX	0	0	0	0	0	0	0	0	0	0	0	0	0		XXX	XXX
5989999998	Total - Common Stocks - Part 5					XXX	XXX	XXX	XXX	XXX	XXX	XXX	XXX	XXX	XXX	XXX	XXX	XXX	XXX	XXX		XXX	XXX
5989999999	Total - Common Stocks					0	XXX	0	0	0	0	0	0	0	0	0	0	0	0	0		XXX	XXX
5999999999	Total - Preferred and Common Stocks					0	XXX	0	0	0	0	0	0	0	0	0	0	0	0	0		XXX	XXX
6009999999	Totals					57,579,651	XXX	61,638,969	61,895,698	527	5,601	0	6,128	0	61,901,827	0	(534,555)	(534,555)	1,046,068		XXX	XXX	

E05.1

STATEMENT AS OF MARCH 31, 2023 OF THE American National Life Insurance Company of New York

**SCHEDULE DB - PART A - SECTION 1**

Showing all Options, Caps, Floors, Collars, Swaps and Forwards Open as of Current Statement Date

1	2	3	4	5	6	7	8	9	10	11	12	13	14	15	16	17	18	19	20	21	22	23		
Description	Description of Item(s) Hedged, Used for Income Generation or Replicated	Schedule/ Exhibit Identifier	Type(s) of Risk(s) (a)	Exchange, Counterparty or Central Clearinghouse	Trade Date	Date of Maturity or Expiration	Number of Contracts	Notional Amount	Strike Price, Rate or Index Received (Paid)	Cumulative Prior Year(s) Initial Cost of Un-discounted Premium (Received) Paid	Current Year Initial Cost of Un-discounted Premium (Received) Paid	Current Year Income	Book/ Adjusted Carrying Value	Code	Fair Value	Unrealized Valuation Increase/ (Decrease)	Total Foreign Exchange Change in B./A.C.V.	Current Year's (Amortization)/ Accretion	Adjustment to Carrying Value of Hedged Item	Potential Exposure	Credit Quality of Reference Entity	Hedge Effectiveness at Inception and at Quarter-end (b)		
007999999. Subtotal - Purchased Options - Hedging Effective Excluding Variable Annuity Guarantees Under SSAP No.108										0	0	0	0	XXX	0	0	0	0	0	0	XXX	XXX		
014999999. Subtotal - Purchased Options - Hedging Effective Variable Annuity Guarantees Under SSAP No.108										0	0	0	0	XXX	0	0	0	0	0	0	0	0	XXX	XXX
S&P 500 INDEX CALLSPREAD_1YR 853SPC079	Multiple	N/A	EQ/IDX	Bank of America ... B4YTDEB6GKMZ0031MB27	04/08/2022	04/06/2023	0	4,000,000	4533.160/4620.680	48,000	0	0	0	XXX	0	(2,286)	0	0	0	0	XXX	XXX		
S&P 500 INDEX CALLSPREAD_1YR 853SPC080	Multiple	N/A	EQ/IDX	Bank of America ... B4YTDEB6GKMZ0031MB27	04/08/2022	04/06/2023	0	4,400,000	4578.050/4791.690	115,720	0	0	0	XXX	0	(3,202)	0	0	0	0	XXX	XXX		
S&P 500 INDEX CLIQUET_1YR 853SPC081	Multiple	N/A	EQ/IDX	Bank of America ... B4YTDEB6GKMZ0031MB27	04/08/2022	04/06/2023	0	1,000,000	4,488.28	8,800	0	0	0	XXX	0	0	0	0	0	0	XXX	XXX		
S&P 500 INDEX CALLSPREAD_1YR 853SPC088	Multiple	N/A	EQ/IDX	Credit Suisse ... E58DKGMJYYYJLN8C3868	04/14/2022	04/14/2023	0	1,800,000	4436.520/4516.900	20,520	0	0	44	XXX	44	(1,946)	0	0	0	0	0	XXX	XXX	
S&P 500 INDEX CALLSPREAD_1YR 853SPC089	Multiple	N/A	EQ/IDX	SunTrust Capital ... IYDQJBGJWY9T8XKCSX06	04/14/2022	04/14/2023	0	3,600,000	4480.440/4690.400	95,400	0	0	55	XXX	55	(5,908)	0	0	0	0	0	XXX	XXX	
S&P 500 INDEX DIGITAL_1YR 853SPC090	Multiple	N/A	EQ/IDX	Bank of America ... B4YTDEB6GKMZ0031MB27	04/14/2022	04/14/2023	0	1,000,000	4,392.59	5,000	0	0	49	XXX	49	(601)	0	0	0	0	0	XXX	XXX	
S&P 500 INDEX CALLSPREAD_1YR 853SPC097	Multiple	N/A	EQ/IDX	Bank of America ... B4YTDEB6GKMZ0031MB27	04/22/2022	04/21/2023	0	2,800,000	4314.500/4406.770	36,120	0	0	2,382	XXX	2,382	(5,550)	0	0	0	0	0	XXX	XXX	
S&P 500 INDEX CALLSPREAD_1YR 853SPC098	Multiple	N/A	EQ/IDX	SunTrust Capital ... IYDQJBGJWY9T8XKCSX06	04/22/2022	04/21/2023	0	3,100,000	4357.220/4562.280	81,933	0	0	1,593	XXX	1,593	(10,368)	0	0	0	0	0	XXX	XXX	
S&P 500 INDEX CLIQUET_1YR 853SPC099	Multiple	N/A	EQ/IDX	Credit Suisse ... E58DKGMJYYYJLN8C3868	04/22/2022	04/21/2023	0	1,000,000	4,271.78	7,700	0	0	0	XXX	0	0	0	0	0	0	0	XXX	XXX	
S&P 500 INDEX CALLSPREAD_1YR 853SPC110	Multiple	N/A	EQ/IDX	Credit Suisse ... E58DKGMJYYYJLN8C3868	04/29/2022	04/28/2023	0	2,500,000	4173.250/4264.150	32,250	0	0	18,055	XXX	18,055	4,174	0	0	0	0	0	XXX	XXX	
S&P 500 INDEX CALLSPREAD_1YR 853SPC111	Multiple	N/A	EQ/IDX	SunTrust Capital ... IYDQJBGJWY9T8XKCSX06	04/29/2022	04/28/2023	0	2,500,000	4214.570/4419.900	66,825	0	0	17,302	XXX	17,302	(4,489)	0	0	0	0	0	0	XXX	XXX
S&P 500 INDEX CALLSPREAD_1YR 853SPC119	Multiple	N/A	EQ/IDX	SunTrust Capital ... IYDQJBGJWY9T8XKCSX06	05/06/2022	05/05/2023	0	2,800,000	4164.570/4259.410	37,800	0	0	24,456	XXX	24,456	7,053	0	0	0	0	0	0	XXX	XXX
S&P 500 INDEX CALLSPREAD_1YR 853SPC120	Multiple	N/A	EQ/IDX	SunTrust Capital ... IYDQJBGJWY9T8XKCSX06	05/06/2022	05/05/2023	0	3,200,000	4205.810/4429.700	91,840	0	0	30,887	XXX	30,887	(1,609)	0	0	0	0	0	0	XXX	XXX
S&P 500 INDEX CLIQUET_1YR 853SPC121	Multiple	N/A	EQ/IDX	Credit Suisse ... E58DKGMJYYYJLN8C3868	05/06/2022	05/05/2023	0	1,000,000	4,123.34	11,200	0	0	0	XXX	0	0	0	0	0	0	0	XXX	XXX	
S&P 500 INDEX CALLSPREAD_1YR 853SPC128	Multiple	N/A	EQ/IDX	Wells Fargo ... KB1H1DSPRFMYMCLFXT09	05/16/2022	05/16/2023	0	1,900,000	4048.090/4139.870	24,890	0	0	27,548	XXX	27,548	10,588	0	0	0	0	0	0	XXX	XXX
S&P 500 INDEX CALLSPREAD_1YR 853SPC129	Multiple	N/A	EQ/IDX	SunTrust Capital ... IYDQJBGJWY9T8XKCSX06	05/16/2022	05/16/2023	0	5,000,000	4088.170/4297.700	136,000	0	0	118,541	XXX	118,541	38,861	0	0	0	0	0	0	XXX	XXX
S&P 500 INDEX DIGITAL_1YR 853SPC130	Multiple	N/A	EQ/IDX	Wells Fargo ... KB1H1DSPRFMYMCLFXT09	05/16/2022	05/16/2023	0	1,000,000	4,008.01	7,200	0	0	7,947	XXX	7,947	2,992	0	0	0	0	0	0	XXX	XXX

E06

STATEMENT AS OF MARCH 31, 2023 OF THE American National Life Insurance Company of New York

**SCHEDULE DB - PART A - SECTION 1**

Showing all Options, Caps, Floors, Collars, Swaps and Forwards Open as of Current Statement Date

1	2	3	4	5	6	7	8	9	10	11	12	13	14	15	16	17	18	19	20	21	22	23	
Description	Description of Item(s) Hedged, Used for Income Generation or Replicated	Schedule/ Exhibit Identifier	Type(s) of Risk(s) (a)	Exchange, Counterparty or Central Clearinghouse	Trade Date	Date of Maturity or Expiration	Number of Contracts	Notional Amount	Strike Price, Rate or Index Received (Paid)	Cumulative Prior Year(s) Initial Cost of Un-discounted Premium (Received) Paid	Current Year Initial Cost of Un-discounted Premium (Received) Paid	Current Year Income	Book/ Adjusted Carrying Value	Code	Fair Value	Unrealized Valuation Increase/ (Decrease)	Total Foreign Exchange Change in B./A.C.V.	Current Year's (Amortization)/ Accretion	Adjustment to Carrying Value of Hedged Item	Potential Exposure	Credit Quality of Reference Entity	Hedge Effectiveness at Inception and at Quarter-end (b)	
S&P 500 INDEX CALLSPREAD_1YR 853SPC138	Multiple	N/A	EQ/IDX	SunTrust Capital .. IYDQJBGJWY9T8XKCSX06	.05/24/2022	.05/24/2023	0	2,900,000	3980.890/4072.7	38,715	0	0	48,499		48,499	17,853	0	0	0	0			
S&P 500 INDEX CALLSPREAD_1YR 853SPC139	Multiple	N/A	EQ/IDX	SunTrust Capital .. IYDQJBGJWY9T8XKCSX06	.05/24/2022	.05/24/2023	0	3,600,000	4020.310/4232.7	100,260	0	0	112,738		112,738	40,706	0	0	0	0			
S&P 500 INDEX CLIQUET_1YR 853SPC140	Multiple	N/A	EQ/IDX	Credit Suisse .... E58DKGMJYYYJLN8C3868	.05/24/2022	.05/24/2023	0	1,000,000	3,941.48	7,100	0	0			0	0	0	0	0	0			
S&P 500 INDEX CALLSPREAD_1YR 853SPC150	Multiple	N/A	EQ/IDX	Bank of America ... B4YTDEB6GKMZ0031MB27	.06/01/2022	.06/01/2023	0	2,400,000	4142.240/4252.1	36,240	0	0	31,122		31,122	10,390	0	0	0	0			
S&P 500 INDEX CALLSPREAD_1YR 853SPC151	Multiple	N/A	EQ/IDX	SunTrust Capital .. IYDQJBGJWY9T8XKCSX06	.06/01/2022	.06/01/2023	0	2,200,000	4183.250/4359.6	50,160	0	0	33,449		33,449	8,600	0	0	0	0			
S&P 500 INDEX CALLSPREAD_1YR 853SPC152	Multiple	N/A	EQ/IDX	SunTrust Capital .. IYDQJBGJWY9T8XKCSX06	.06/01/2022	.06/01/2023	0	1,000,000	4101.230/4449.8	44,600	0	0	29,815		29,815	7,574	0	0	0	0			
S&P 500 INDEX CALLSPREAD_1YR 853SPC158	Multiple	N/A	EQ/IDX	Credit Suisse .... E58DKGMJYYYJLN8C3868	.06/08/2022	.06/08/2023	0	2,300,000	4156.930/4259.4	32,890	0	0	27,540		27,540	9,087	0	0	0	0			
S&P 500 INDEX CALLSPREAD_1YR 853SPC159	Multiple	N/A	EQ/IDX	SunTrust Capital .. IYDQJBGJWY9T8XKCSX06	.06/08/2022	.06/08/2023	0	2,300,000	4198.090/4370.9	51,405	0	0	34,060		34,060	8,768	0	0	0	0			
S&P 500 INDEX CLIQUET_1YR 853SPC160	Multiple	N/A	EQ/IDX	Bank of America ... B4YTDEB6GKMZ0031MB27	.06/08/2022	.06/08/2023	0	1,000,000	4,115.77	13,500	0	0	0		0	0	0	0	0	0			
S&P 500 INDEX CALLSPREAD_1YR 853SPC169	Multiple	N/A	EQ/IDX	Wells Fargo ..... KB1H1DSPPFMYMCFJXT09	.06/16/2022	.06/16/2023	0	2,500,000	3703.440/3799.8	37,000	0	0	56,639		56,639	15,006	0	0	0	0			
S&P 500 INDEX CALLSPREAD_1YR 853SPC170	Multiple	N/A	EQ/IDX	Wells Fargo ..... KB1H1DSPPFMYMCFJXT09	.06/16/2022	.06/16/2023	0	2,700,000	3740.110/3897.4	61,020	0	0	96,524		96,524	27,230	0	0	0	0			
S&P 500 INDEX DIGITAL_1YR 853SPC171	Multiple	N/A	EQ/IDX	Credit Suisse .... E58DKGMJYYYJLN8C3868	.06/16/2022	.06/16/2023	0	1,000,000	3,666.77	8,200	0	0	11,154		11,154	2,719	0	0	0	0			
S&P 500 INDEX CALLSPREAD_1YR 853SPC177	Multiple	N/A	EQ/IDX	SunTrust Capital .. IYDQJBGJWY9T8XKCSX06	.06/24/2022	.06/23/2023	0	2,900,000	3950.860/4054.1	42,775	0	0	55,670		55,670	18,213	0	0	0	0			
S&P 500 INDEX CALLSPREAD_1YR 853SPC178	Multiple	N/A	EQ/IDX	SunTrust Capital .. IYDQJBGJWY9T8XKCSX06	.06/24/2022	.06/23/2023	0	2,500,000	3989.970/4158.9	56,125	0	0	71,765		71,765	24,332	0	0	0	0			
S&P 500 INDEX CLIQUET_1YR 853SPC179	Multiple	N/A	EQ/IDX	Credit Suisse .... E58DKGMJYYYJLN8C3868	.06/24/2022	.06/23/2023	0	1,100,000	3,911.74	8,690	0	0	0		0	0	0	0	0	0			
S&P 500 INDEX CALLSPREAD_1YR 853SPC189	Multiple	N/A	EQ/IDX	Credit Suisse .... E58DKGMJYYYJLN8C3868	.07/01/2022	.06/30/2023	0	3,700,000	3863.580/3967.6	55,130	0	0	78,171		78,171	23,144	0	0	0	0			
S&P 500 INDEX CALLSPREAD_1YR 853SPC190	Multiple	N/A	EQ/IDX	Credit Suisse .... E58DKGMJYYYJLN8C3868	.07/01/2022	.06/30/2023	0	3,400,000	3901.840/4072.4	78,540	0	0	111,297		111,297	35,198	0	0	0	0	0		

EO6.1

STATEMENT AS OF MARCH 31, 2023 OF THE American National Life Insurance Company of New York

**SCHEDULE DB - PART A - SECTION 1**

Showing all Options, Caps, Floors, Collars, Swaps and Forwards Open as of Current Statement Date

1	2	3	4	5	6	7	8	9	10	11	12	13	14	15	16	17	18	19	20	21	22	23
Description	Description of Item(s) Hedged, Used for Income Generation or Replicated	Schedule/ Exhibit Identifier	Type(s) of Risk(s) (a)	Exchange, Counterparty or Central Clearinghouse	Trade Date	Date of Maturity or Expiration	Number of Contracts	Notional Amount	Strike Price, Rate or Index Received (Paid)	Cumulative Prior Year(s) Initial Cost of Un-discounted Premium (Received) Paid	Current Year Initial Cost of Un-discounted Premium (Received) Paid	Current Year Income	Book/ Adjusted Carrying Value	Code	Fair Value	Unrealized Valuation Increase/ (Decrease)	Total Foreign Exchange Change in B./A.C.V.	Current Year's (Amortization)/ Accretion	Adjustment to Carrying Value of Hedged Item	Potential Exposure	Credit Quality of Reference Entity	Hedge Effectiveness at Inception and at Quarter-end (b)
S&P 500 INDEX CLIQUET_1YR 853SPC191	Multiple	N/A	EQ/IDX	Credit Suisse E58DKGMJYYYJLN8C3868	07/01/2022	06/30/2023	0	1,300,000	3,825.33	9,100	0	0	0		0	0	0	0	0	0		
S&P 500 INDEX CALLSPREAD_1YR 853SPC199	Multiple	N/A	EQ/IDX	Credit Suisse E58DKGMJYYYJLN8C3868	07/08/2022	07/07/2023	0	1,800,000	3938.370/4051.8	29,520	0	0	38,003		38,003	11,813	0	0	0	0		
S&P 500 INDEX CALLSPREAD_1YR 853SPC200	Multiple	N/A	EQ/IDX	Credit Suisse E58DKGMJYYYJLN8C3868	07/08/2022	07/07/2023	0	1,900,000	3977.370/4148.1	43,890	0	0	56,073		56,073	18,110	0	0	0	0		
S&P 500 INDEX CLIQUET_1YR 853SPC201	Multiple	N/A	EQ/IDX	Credit Suisse E58DKGMJYYYJLN8C3868	07/08/2022	07/07/2023	0	1,000,000	3,899.38	5,100	0	0	0		0	0	0	0	0	0		
S&P 500 INDEX CALLSPREAD_1YR 853SPC208	Multiple	N/A	EQ/IDX	Credit Suisse E58DKGMJYYYJLN8C3868	07/15/2022	07/14/2023	0	2,800,000	3901.790/4004.5	42,000	0	0	55,560		55,560	16,273	0	0	0	0		
S&P 500 INDEX CALLSPREAD_1YR 853SPC209	Multiple	N/A	EQ/IDX	Credit Suisse E58DKGMJYYYJLN8C3868	07/15/2022	07/14/2023	0	1,500,000	3940.420/4110.0	34,950	0	0	46,107		46,107	14,273	0	0	0	0		
S&P 500 INDEX DIGITAL_1YR 853SPC210	Multiple	N/A	EQ/IDX	SunTrust Capital IYDOJBGJWY9T8XKCSX06	07/15/2022	07/14/2023	0	1,000,000	3,863.16	9,600	0	0	10,657		10,657	2,862	0	0	0	0		
S&P 500 INDEX CALLSPREAD_1YR 853SPC217	Multiple	N/A	EQ/IDX	SunTrust Capital IYDOJBGJWY9T8XKCSX06	07/22/2022	07/21/2023	0	3,700,000	4001.250/4110.9	58,534	0	0	69,376		69,376	21,455	0	0	0	0		
S&P 500 INDEX CALLSPREAD_1YR 853SPC218	Multiple	N/A	EQ/IDX	SunTrust Capital IYDOJBGJWY9T8XKCSX06	07/22/2022	07/21/2023	0	4,200,000	4040.860/4222.7	102,564	0	0	117,667		117,667	36,915	0	0	0	0		
S&P 500 INDEX CLIQUET_1YR 853SPC219	Multiple	N/A	EQ/IDX	Credit Suisse E58DKGMJYYYJLN8C3868	07/22/2022	07/21/2023	0	1,500,000	3,961.63	8,850	0	0	0		0	0	0	0	0	0		
S&P 500 INDEX CALLSPREAD_1YR 853SPC231	Multiple	N/A	EQ/IDX	Credit Suisse E58DKGMJYYYJLN8C3868	08/01/2022	08/01/2023	0	1,000,000	4159.820/4265.6	14,800	0	0	13,791		13,791	4,250	0	0	0	0		
S&P 500 INDEX CALLSPREAD_1YR 853SPC239	Multiple	N/A	EQ/IDX	SunTrust Capital IYDOJBGJWY9T8XKCSX06	08/08/2022	08/08/2023	0	2,300,000	4181.460/4288.2	34,385	0	0	30,719		30,719	9,272	0	0	0	0		
S&P 500 INDEX CALLSPREAD_1YR 853SPC240	Multiple	N/A	EQ/IDX	SunTrust Capital IYDOJBGJWY9T8XKCSX06	08/08/2022	08/08/2023	0	1,900,000	4222.860/4409.5	45,942	0	0	36,494		36,494	10,320	0	0	0	0		
S&P 500 INDEX CALLSPREAD_1YR 853SPC247	Multiple	N/A	EQ/IDX	SunTrust Capital IYDOJBGJWY9T8XKCSX06	08/16/2022	08/16/2023	0	2,200,000	4348.250/4465.3	34,980	0	0	19,918		19,918	4,971	0	0	0	0		
S&P 500 INDEX CALLSPREAD_1YR 853SPC248	Multiple	N/A	EQ/IDX	SunTrust Capital IYDOJBGJWY9T8XKCSX06	08/16/2022	08/16/2023	0	2,100,000	4381.300/4585.0	51,030	0	0	23,204		23,204	4,168	0	0	0	0		
S&P 500 INDEX CLIQUET_1YR 853SPC249	Multiple	N/A	EQ/IDX	Credit Suisse E58DKGMJYYYJLN8C3868	08/16/2022	08/16/2023	0	1,000,000	4,305.20	9,400	0	0	0		0	0	0	0	0	0		
S&P 500 INDEX CALLSPREAD_1YR 853SPC257	Multiple	N/A	EQ/IDX	Credit Suisse E58DKGMJYYYJLN8C3868	08/24/2022	08/24/2023	0	2,800,000	4182.180/4294.8	43,960	0	0	39,972		39,972	11,744	0	0	0	0		

STATEMENT AS OF MARCH 31, 2023 OF THE American National Life Insurance Company of New York

**SCHEDULE DB - PART A - SECTION 1**

Showing all Options, Caps, Floors, Collars, Swaps and Forwards Open as of Current Statement Date

1	2	3	4	5	6	7	8	9	10	11	12	13	14	15	16	17	18	19	20	21	22	23
Description	Description of Item(s) Hedged, Used for Income Generation or Replicated	Schedule/ Exhibit Identifier	Type(s) of Risk(s) (a)	Exchange, Counterparty or Central Clearinghouse	Trade Date	Date of Maturity or Expiration	Number of Contracts	Notional Amount	Strike Price, Rate or Index Received (Paid)	Cumulative Prior Year(s) Initial Cost of Un-discounted Premium (Received) Paid	Current Year Initial Cost of Un-discounted Premium (Received) Paid	Current Year Income	Book/ Adjusted Carrying Value	Code	Fair Value	Unrealized Valuation Increase/ (Decrease)	Total Foreign Exchange Change in B./A.C.V.	Current Year's (Amortization)/ Accretion	Adjustment to Carrying Value of Hedged Item	Potential Exposure	Credit Quality of Reference Entity	Hedge Effectiveness at Inception and at Quarter-end (b)
S&P 500 INDEX CALLSPREAD_1YR 853SPC258	Multiple	N/A	EQ/IDX	SunTrust Capital .. IYDQJBGJWY9T8XKCSX06	08/24/2022	08/24/2023	0	2,000,000	4223.590/4408.2	48,700	0	0	39,683		39,683	11,215	0	0	0	0		
S&P 500 INDEX DIGITAL_1YR 853SPC259	Multiple	N/A	EQ/IDX	Credit Suisse .... E58DKGMJYYYJLN8C3868	08/24/2022	08/24/2023	0	1,000,000	4,140.77	9,700	0	0	8,780		8,780	2,539	0	0	0	0		
S&P 500 INDEX CALLSPREAD_1YR 853SPC268	Multiple	N/A	EQ/IDX	SunTrust Capital .. IYDQJBGJWY9T8XKCSX06	09/01/2022	09/01/2023	0	1,700,000	4006.520/4125.9	28,900	0	0	33,855		33,855	9,313	0	0	0	0		
S&P 500 INDEX CALLSPREAD_1YR 853SPC269	Multiple	N/A	EQ/IDX	SunTrust Capital .. IYDQJBGJWY9T8XKCSX06	09/01/2022	09/01/2023	0	2,700,000	4046.190/4228.2	65,880	0	0	75,813		75,813	21,431	0	0	0	0		
S&P 500 INDEX CLIQUET_1YR 853SPC270	Multiple	N/A	EQ/IDX	Credit Suisse .... E58DKGMJYYYJLN8C3868	09/01/2022	09/01/2023	0	1,400,000	3,966.85	9,380	0	0	0		0	0	0	0	0	0		
S&P 500 INDEX CALLSPREAD_1YR 853SPC279	Multiple	N/A	EQ/IDX	Bank of America ... B4YTDEB6GKMZ0031MB27	09/08/2022	09/08/2023	0	1,800,000	4046.240/4160.0	28,980	0	0	32,601		32,601	8,966	0	0	0	0		
S&P 500 INDEX CALLSPREAD_1YR 853SPC280	Multiple	N/A	EQ/IDX	Bank of America ... B4YTDEB6GKMZ0031MB27	09/08/2022	09/08/2023	0	3,000,000	4086.300/4269.3	72,900	0	0	79,934		79,934	22,639	0	0	0	0		
S&P 500 INDEX CLIQUET_1YR 853SPC281	Multiple	N/A	EQ/IDX	Bank of America ... B4YTDEB6GKMZ0031MB27	09/08/2022	09/08/2023	0	1,000,000	4,006.18	6,600	0	0	0		0	0	0	0	0	0		
S&P 500 INDEX CALLSPREAD_1YR 853SPC288	Multiple	N/A	EQ/IDX	Credit Suisse .... E58DKGMJYYYJLN8C3868	09/16/2022	09/15/2023	0	3,600,000	3912.060/4020.1	55,800	0	0	71,535		71,535	17,873	0	0	0	0		
S&P 500 INDEX CALLSPREAD_1YR 853SPC289	Multiple	N/A	EQ/IDX	Credit Suisse .... E58DKGMJYYYJLN8C3868	09/16/2022	09/15/2023	0	2,200,000	3950.800/4127.0	52,800	0	0	67,547		67,547	17,658	0	0	0	0		
S&P 500 INDEX CALLSPREAD_1YR 853SPC296	Multiple	N/A	EQ/IDX	Credit Suisse .... E58DKGMJYYYJLN8C3868	09/23/2022	09/22/2023	0	2,900,000	3730.160/3829.5	43,210	0	0	61,127		61,127	13,270	0	0	0	0		
S&P 500 INDEX CALLSPREAD_1YR 853SPC297	Multiple	N/A	EQ/IDX	SunTrust Capital .. IYDQJBGJWY9T8XKCSX06	09/23/2022	09/22/2023	0	2,200,000	3767.090/3924.4	49,280	0	0	71,243		71,243	16,227	0	0	0	0		
S&P 500 INDEX CALLSPREAD_1YR 853SPC307	Multiple	N/A	EQ/IDX	Credit Suisse .... E58DKGMJYYYJLN8C3868	09/30/2022	09/29/2023	0	1,900,000	3621.480/3712.1	26,790	0	0	39,290		39,290	7,766	0	0	0	0		
S&P 500 INDEX CALLSPREAD_1YR 853SPC308	Multiple	N/A	EQ/IDX	Credit Suisse .... E58DKGMJYYYJLN8C3868	09/30/2022	09/29/2023	0	2,000,000	3657.330/3792.1	39,800	0	0	60,101		60,101	12,427	0	0	0	0		
S&P 500 INDEX CLIQUET_1YR 853SPC309	Multiple	N/A	EQ/IDX	Bank of America ... B4YTDEB6GKMZ0031MB27	09/30/2022	09/29/2023	0	1,000,000	3,585.62	8,500	0	0	3,861		3,861	(1,737)	0	0	0	0		
S&P 500 INDEX CALLSPREAD_1YR 853SPC310	Multiple	N/A	EQ/IDX	Credit Suisse .... E58DKGMJYYYJLN8C3868	09/30/2022	09/29/2023	0	1,000,000	3585.620/3890.4	44,200	0	0	67,469		67,469	14,066	0	0	0	0		
S&P 500 INDEX CALLSPREAD_1YR 853SPC316	Multiple	N/A	EQ/IDX	Credit Suisse .... E58DKGMJYYYJLN8C3868	10/07/2022	10/06/2023	0	1,600,000	3676.060/3752.4	18,560	0	0	26,854		26,854	5,472	0	0	0	0		

STATEMENT AS OF MARCH 31, 2023 OF THE American National Life Insurance Company of New York

**SCHEDULE DB - PART A - SECTION 1**

Showing all Options, Caps, Floors, Collars, Swaps and Forwards Open as of Current Statement Date

1	2	3	4	5	6	7	8	9	10	11	12	13	14	15	16	17	18	19	20	21	22	23
Description	Description of Item(s) Hedged, Used for Income Generation or Replicated	Schedule/ Exhibit Identifier	Type(s) of Risk(s) (a)	Exchange, Counterparty or Central Clearinghouse	Trade Date	Date of Maturity or Expiration	Number of Contracts	Notional Amount	Strike Price, Rate or Index Received (Paid)	Cumulative Prior Year(s) Initial Cost of Un-discounted Premium (Received) Paid	Current Year Initial Cost of Un-discounted Premium (Received) Paid	Current Year Income	Book/ Adjusted Carrying Value	Code	Fair Value	Unrealized Valuation Increase/ (Decrease)	Total Foreign Exchange Change in B./A.C.V.	Current Year's (Amortization)/ Accretion	Adjustment to Carrying Value of Hedged Item	Potential Exposure	Credit Quality of Reference Entity	Hedge Effectiveness at Inception and at Quarter-end (b)
S&P 500 INDEX CALLSPREAD_1YR 853SPC317	Multiple	N/A	EQ/IDX	Credit Suisse .... E58DKGMJYYYJLN8C3868	10/07/2022	10/06/2023	0	2,500,000	3712.450/3872.6	58,000	0	0	85,075		85,075	18,272	0	0	0	0		
S&P 500 INDEX CALLSPREAD_1YR 853SPC325	Multiple	N/A	EQ/IDX	Credit Suisse .... E58DKGMJYYYJLN8C3868	10/11/2022	10/11/2023	0	1,500,000	3624.730/3700.0	17,400	0	0	25,614		25,614	4,968	0	0	0	0		
S&P 500 INDEX CALLSPREAD_1YR 853SPC326	Multiple	N/A	EQ/IDX	Credit Suisse .... E58DKGMJYYYJLN8C3868	10/11/2022	10/11/2023	0	1,700,000	3660.620/3775.1	28,560	0	0	43,174		43,174	8,749	0	0	0	0		
S&P 500 INDEX CLIQUET_1YR 853SPC327	Multiple	N/A	EQ/IDX	Bank of America ... B4YTDEB6KMZ0031MB27	10/11/2022	10/11/2023	0	1,000,000	3588.84	8,500	0	0	1,558		1,558	(4,632)	0	0	0	0		
S&P 500 INDEX CALLSPREAD_1YR 853SPC334	Multiple	N/A	EQ/IDX	Wells Fargo .... KB1H1DSPRFMYMCFXT09	10/18/2022	10/18/2023	0	1,600,000	3757.180/3823.7	16,320	0	0	22,057		22,057	4,649	0	0	0	0		
S&P 500 INDEX CALLSPREAD_1YR 853SPC335	Multiple	N/A	EQ/IDX	SunTrust Capital .. IYDQJBGJWY9T8XKCSX06	10/18/2022	10/18/2023	0	2,100,000	3794.380/3956.5	47,250	0	0	67,797		67,797	15,217	0	0	0	0		
S&P 500 INDEX CALLSPREAD_1YR 853SPC342	Multiple	N/A	EQ/IDX	Bank of America ... B4YTDEB6KMZ0031MB27	10/25/2022	10/25/2023	0	2,800,000	3897.700/3969.4	29,120	0	0	37,339		37,339	8,641	0	0	0	0		
S&P 500 INDEX CALLSPREAD_1YR 853SPC343	Multiple	N/A	EQ/IDX	SunTrust Capital .. IYDQJBGJWY9T8XKCSX06	10/25/2022	10/25/2023	0	3,400,000	3936.290/4099.1	74,120	0	0	97,648		97,648	23,669	0	0	0	0		
S&P 500 INDEX DIGITAL_1YR 853SPC344	Multiple	N/A	EQ/IDX	SunTrust Capital .. IYDQJBGJWY9T8XKCSX06	10/25/2022	10/25/2023	0	1,000,000	3859.11	5,800	0	0	6,181		6,181	1,364	0	0	0	0		
S&P 500 INDEX CLIQUET_1YR 853SPC345	Multiple	N/A	EQ/IDX	Credit Suisse .... E58DKGMJYYYJLN8C3868	10/25/2022	10/25/2023	0	1,000,000	3859.11	12,600	0	0	3,924		3,924	(2,976)	0	0	0	0		
S&P 500 INDEX CALLSPREAD_1YR 853SPC358	Multiple	N/A	EQ/IDX	Credit Suisse .... E58DKGMJYYYJLN8C3868	11/01/2022	11/01/2023	0	2,700,000	3894.660/3983.7	35,370	0	0	44,476		44,476	10,255	0	0	0	0		
S&P 500 INDEX CALLSPREAD_1YR 853SPC359	Multiple	N/A	EQ/IDX	SunTrust Capital .. IYDQJBGJWY9T8XKCSX06	11/01/2022	11/01/2023	0	2,100,000	3933.220/4103.2	48,930	0	0	62,918		62,918	15,128	0	0	0	0		
S&P 500 INDEX CALLSPREAD_1YR 853SPC360	Multiple	N/A	EQ/IDX	SunTrust Capital .. IYDQJBGJWY9T8XKCSX06	11/01/2022	11/01/2023	0	1,000,000	3856.100/4183.8	44,300	0	0	57,438		57,438	13,770	0	0	0	0		
S&P 500 INDEX CALLSPREAD_1YR 853SPC368	Multiple	N/A	EQ/IDX	Wells Fargo .... KB1H1DSPRFMYMCFXT09	11/08/2022	11/08/2023	0	1,100,000	3866.390/3938.7	11,770	0	0	15,082		15,082	3,381	0	0	0	0		
S&P 500 INDEX CALLSPREAD_1YR 853SPC369	Multiple	N/A	EQ/IDX	Bank of America ... B4YTDEB6KMZ0031MB27	11/08/2022	11/08/2023	0	3,100,000	3904.670/4083.8	75,640	0	0	99,927		99,927	23,540	0	0	0	0		
S&P 500 INDEX CLIQUET_1YR 853SPC370	Multiple	N/A	EQ/IDX	Credit Suisse .... E58DKGMJYYYJLN8C3868	11/08/2022	11/08/2023	0	1,000,000	3828.11	5,900	0	0	776		776	(2,236)	0	0	0	0		
S&P 500 INDEX CALLSPREAD_1YR 853SPC381	Multiple	N/A	EQ/IDX	Credit Suisse .... E58DKGMJYYYJLN8C3868	11/17/2022	11/17/2023	0	2,200,000	3986.025/4078.7	29,480	0	0	34,731		34,731	8,263	0	0	0	0		

E06.4

STATEMENT AS OF MARCH 31, 2023 OF THE American National Life Insurance Company of New York

**SCHEDULE DB - PART A - SECTION 1**

Showing all Options, Caps, Floors, Collars, Swaps and Forwards Open as of Current Statement Date

1	2	3	4	5	6	7	8	9	10	11	12	13	14	15	16	17	18	19	20	21	22	23
Description	Description of Item(s) Hedged, Used for Income Generation or Replicated	Schedule/ Exhibit Identifier	Type(s) of Risk(s) (a)	Exchange, Counterparty or Central Clearinghouse	Trade Date	Date of Maturity or Expiration	Number of Contracts	Notional Amount	Strike Price, Rate or Index Received (Paid)	Cumulative Prior Year(s) Initial Cost of Un-discounted Premium (Received) Paid	Current Year Initial Cost of Un-discounted Premium (Received) Paid	Current Year Income	Book/ Adjusted Carrying Value	Code	Fair Value	Unrealized Valuation Increase/ (Decrease)	Total Foreign Exchange Change in B./A.C.V.	Current Year's (Amortization)/ Accretion	Adjustment to Carrying Value of Hedged Item	Potential Exposure	Credit Quality of Reference Entity	Hedge Effectiveness at Inception and at Quarter-end (b)
S&P 500 INDEX CALLSPREAD_1YR 853SPC382	Multiple	N/A	EQ/IDX	Bank of America ... B4YTDEB6GKMZ0031MB27	11/17/2022	11/17/2023	0	2,000,000	4025.491/4212.558	50,800	0	0	59,652		59,652	14,722	0	0	0	0		
S&P 500 INDEX CALLSPREAD_1YR 853SPC387	Multiple	N/A	EQ/IDX	Credit Suisse ... E58DKGMJYYYJLN8C3868	11/22/2022	11/22/2023	0	1,300,000	4043.615/4147.308	19,500	0	0	21,621		21,621	5,255	0	0	0	0		
S&P 500 INDEX CALLSPREAD_1YR 853SPC388	Multiple	N/A	EQ/IDX	SunTrust Capital ... IYDQJBGJWY9T8XKCSX06	11/22/2022	11/22/2023	0	1,900,000	4083.651/4307.051	56,810	0	0	62,199		62,199	15,789	0	0	0	0		
S&P 500 INDEX CLIQUET_1YR 853SPC389	Multiple	N/A	EQ/IDX	Wells Fargo ... KB1H1DSPRFMYMCFXT09	11/22/2022	11/22/2023	0	1,600,000	4003.58	20,480	0	0	5,072		5,072	(2,438)	0	0	0	0		
S&P 500 INDEX CALLSPREAD_1YR 853SPC394	Multiple	N/A	EQ/IDX	Credit Suisse ... E58DKGMJYYYJLN8C3868	11/29/2022	11/29/2023	0	1,800,000	3997.206/4067.652	18,720	0	0	21,499		21,499	5,047	0	0	0	0		
S&P 500 INDEX CALLSPREAD_1YR 853SPC395	Multiple	N/A	EQ/IDX	Credit Suisse ... E58DKGMJYYYJLN8C3868	11/29/2022	11/29/2023	0	1,300,000	4036.782/4225.581	33,670	0	0	38,673		38,673	9,449	0	0	0	0		
S&P 500 INDEX CALLSPREAD_1YR 853SPC407	Multiple	N/A	EQ/IDX	Credit Suisse ... E58DKGMJYYYJLN8C3868	12/01/2022	12/01/2023	0	2,500,000	4117.340/4208.240	33,250	0	0	33,901		33,901	8,386	0	0	0	0		
S&P 500 INDEX CALLSPREAD_1YR 853SPC408	Multiple	N/A	EQ/IDX	Bank of America ... B4YTDEB6GKMZ0031MB27	12/01/2022	12/01/2023	0	2,600,000	4158.100/4345.220	65,780	0	0	66,234		66,234	17,016	0	0	0	0		
S&P 500 INDEX CALLSPREAD_1YR 853SPC418	Multiple	N/A	EQ/IDX	Credit Suisse ... E58DKGMJYYYJLN8C3868	12/08/2022	12/08/2023	0	2,600,000	4003.150/4088.380	32,500	0	0	37,145		37,145	8,690	0	0	0	0		
S&P 500 INDEX CALLSPREAD_1YR 853SPC419	Multiple	N/A	EQ/IDX	SunTrust Capital ... IYDQJBGJWY9T8XKCSX06	12/08/2022	12/08/2023	0	1,600,000	4042.780/4219.950	39,200	0	0	44,638		44,638	10,797	0	0	0	0		
S&P 500 INDEX CLIQUET_1YR 853SPC420	Multiple	N/A	EQ/IDX	Bank of America ... B4YTDEB6GKMZ0031MB27	12/08/2022	12/08/2023	0	1,000,000	3,963.51	6,700	0	0	1,629		1,629	(1,571)	0	0	0	0		
S&P 500 INDEX CALLSPREAD_1YR 853SPC425	Multiple	N/A	EQ/IDX	Credit Suisse ... E58DKGMJYYYJLN8C3868	12/15/2022	12/15/2023	0	1,500,000	3973.665/4149.383	36,750	0	0	44,427		44,427	10,406	0	0	0	0		
S&P 500 INDEX CALLSPREAD_1YR 853SPC433	Multiple	N/A	EQ/IDX	Credit Suisse ... E58DKGMJYYYJLN8C3868	12/20/2022	12/20/2023	0	2,800,000	3859.836/3938.179	32,480	0	0	41,182		41,182	8,859	0	0	0	0		
S&P 500 INDEX CALLSPREAD_1YR 853SPC434	Multiple	N/A	EQ/IDX	Credit Suisse ... E58DKGMJYYYJLN8C3868	12/20/2022	12/20/2023	0	1,300,000	3898.052/4073.082	31,980	0	0	40,913		40,913	9,234	0	0	0	0		
S&P 500 INDEX CLIQUET_1YR 853SPC435	Multiple	N/A	EQ/IDX	Bank of America ... B4YTDEB6GKMZ0031MB27	12/20/2022	12/20/2023	0	1,000,000	3,821.62	7,500	0	0	7,487		7,487	498	0	0	0	0		
S&P 500 INDEX CALLSPREAD_1YR 853SPC441	Multiple	N/A	EQ/IDX	Credit Suisse ... E58DKGMJYYYJLN8C3868	12/22/2022	12/22/2023	0	2,600,000	3860.613/3941.648	30,940	0	0	39,474		39,474	8,491	0	0	0	0		
S&P 500 INDEX CALLSPREAD_1YR 853SPC442	Multiple	N/A	EQ/IDX	Credit Suisse ... E58DKGMJYYYJLN8C3868	12/22/2022	12/22/2023	0	1,500,000	3898.837/4068.551	35,250	0	0	45,783		45,783	10,312	0	0	0	0		

E06.5

STATEMENT AS OF MARCH 31, 2023 OF THE American National Life Insurance Company of New York

**SCHEDULE DB - PART A - SECTION 1**

Showing all Options, Caps, Floors, Collars, Swaps and Forwards Open as of Current Statement Date

1	2	3	4	5	6	7	8	9	10	11	12	13	14	15	16	17	18	19	20	21	22	23
Description	Description of Item(s) Hedged, Used for Income Generation or Replicated	Schedule/ Exhibit Identifier	Type(s) of Risk(s) (a)	Exchange, Counterparty or Central Clearinghouse	Trade Date	Date of Maturity or Expiration	Number of Contracts	Notional Amount	Strike Price, Rate or Index Received (Paid)	Cumulative Prior Year(s) Initial Cost of Un-discounted Premium (Received) Paid	Current Year Initial Cost of Un-discounted Premium (Received) Paid	Current Year Income	Book/ Adjusted Carrying Value	Code	Fair Value	Unrealized Valuation Increase/ (Decrease)	Total Foreign Exchange Change in B./A.C.V.	Current Year's (Amortization)/ Accretion	Adjustment to Carrying Value of Hedged Item	Potential Exposure	Credit Quality of Reference Entity	Hedge Effectiveness at Inception and at Quarter-end (b)
S&P 500 INDEX CALLSPREAD_1YR 853SPC448	Multiple	N/A	EQ/IDX	Credit Suisse	12/29/2022	12/29/2023	0	1,000,000	3887.770/3979.0	13,400	0	0	16,704		16,704	3,658	0	0	0	0		
S&P 500 INDEX CALLSPREAD_1YR 853SPC449	Multiple	N/A	EQ/IDX	Credit Suisse	12/29/2022	12/29/2023	0	1,500,000	3926.270/4122.9	41,100	0	0	51,433		51,433	11,724	0	0	0	0		
S&P 500 INDEX CLIQUET_1YR 853SPC450	Multiple	N/A	EQ/IDX	Credit Suisse	12/29/2022	12/29/2023	0	1,000,000	3,849.28	10,400	0	0	12,849		12,849	3,550	0	0	0	0		
S&P 500 INDEX CALLSPREAD_1YR 853SPC462	Multiple	N/A	EQ/IDX	Credit Suisse	01/05/2023	01/05/2024	0	1,000,000	3846.180/3936.0	0	13,500	0	16,906		16,906	3,406	0	0	0	0		
S&P 500 INDEX CALLSPREAD_1YR 853SPC463	Multiple	N/A	EQ/IDX	SunTrust Capital	01/05/2023	01/05/2024	0	2,000,000	3884.260/4041.9	0	45,000	0	57,357		57,357	12,357	0	0	0	0		
S&P 500 INDEX DIGITAL_1YR 853SPC464	Multiple	N/A	EQ/IDX	SunTrust Capital	01/05/2023	01/05/2024	0	1,000,000	3,808.10	0	5,400	0	5,342		5,342	(58)	0	0	0	0		
S&P 500 INDEX CLIQUET_1YR 853SPC465	Multiple	N/A	EQ/IDX	Credit Suisse	01/05/2023	01/05/2024	0	1,000,000	3,808.10	0	10,300	0	11,494		11,494	1,194	0	0	0	0		
S&P 500 INDEX CALLSPREAD_1YR 853SPC472	Multiple	N/A	EQ/IDX	Credit Suisse	01/10/2023	01/10/2024	0	1,200,000	3958.440/4034.4	0	13,680	0	15,847		15,847	2,167	0	0	0	0		
S&P 500 INDEX CALLSPREAD_1YR 853SPC473	Multiple	N/A	EQ/IDX	SunTrust Capital	01/10/2023	01/10/2024	0	2,200,000	3997.640/4166.1	0	51,920	0	61,205		61,205	9,285	0	0	0	0		
S&P 500 INDEX CALLSPREAD_1YR 853SPC481	Multiple	N/A	EQ/IDX	Credit Suisse	01/17/2023	01/17/2024	0	3,100,000	4030.880/4123.0	0	42,780	0	46,471		46,471	3,691	0	0	0	0		
S&P 500 INDEX CALLSPREAD_1YR 853SPC482	Multiple	N/A	EQ/IDX	SunTrust Capital	01/17/2023	01/17/2024	0	2,700,000	4070.790/4246.3	0	66,960	0	72,810		72,810	5,850	0	0	0	0		
S&P 500 INDEX CLIQUET_1YR 853SPC483	Multiple	N/A	EQ/IDX	Bank of America	01/17/2023	01/17/2024	0	1,000,000	3,990.97	0	5,200	0	1,621		1,621	(3,579)	0	0	0	0		
S&P 500 INDEX CALLSPREAD_1YR 853SPC490	Multiple	N/A	EQ/IDX	Wells Fargo	01/24/2023	01/24/2024	0	2,800,000	4057.120/4144.6	0	37,800	0	38,991		38,991	1,191	0	0	0	0		
S&P 500 INDEX CALLSPREAD_1YR 853SPC491	Multiple	N/A	EQ/IDX	SunTrust Capital	01/24/2023	01/24/2024	0	4,100,000	4097.290/4271.2	0	102,090	0	106,737		106,737	4,647	0	0	0	0		
S&P 500 INDEX CLIQUET_1YR 853SPC492	Multiple	N/A	EQ/IDX	Bank of America	01/24/2023	01/24/2024	0	1,000,000	4,016.95	0	8,400	0	8,093		8,093	(307)	0	0	0	0		
S&P 500 INDEX CALLSPREAD_1YR 853SPC508	Multiple	N/A	EQ/IDX	Credit Suisse	02/02/2023	02/02/2024	0	2,300,000	4221.560/4313.0	0	31,050	0	28,308		28,308	(2,742)	0	0	0	0		
S&P 500 INDEX CALLSPREAD_1YR 853SPC509	Multiple	N/A	EQ/IDX	Credit Suisse	02/02/2023	02/02/2024	0	3,300,000	4263.360/4421.7	0	72,600	0	64,988		64,988	(7,612)	0	0	0	0		



STATEMENT AS OF MARCH 31, 2023 OF THE American National Life Insurance Company of New York

**SCHEDULE DB - PART A - SECTION 1**

Showing all Options, Caps, Floors, Collars, Swaps and Forwards Open as of Current Statement Date

1	2	3	4	5	6	7	8	9	10	11	12	13	14	15	16	17	18	19	20	21	22	23	
Description	Description of Item(s) Hedged, Used for Income Generation or Replicated	Schedule/ Exhibit Identifier	Type(s) of Risk(s) (a)	Exchange, Counterparty or Central Clearinghouse	Trade Date	Date of Maturity or Expiration	Number of Contracts	Notional Amount	Strike Price, Rate or Index Received (Paid)	Cumulative Prior Year(s) Initial Cost of Un-discounted Premium (Received) Paid	Current Year Initial Cost of Un-discounted Premium (Received) Paid	Current Year Income	Book/ Adjusted Carrying Value	Code	Fair Value	Unrealized Valuation Increase/ (Decrease)	Total Foreign Exchange Change in B./A.C.V.	Current Year's (Amortization)/ Accretion	Adjustment to Carrying Value of Hedged Item	Potential Exposure	Credit Quality of Reference Entity	Hedge Effectiveness at Inception and at Quarter-end (b)	
S&P 500 INDEX CALL SPREAD_1YR 853SPC510	Multiple	N/A	EQ/IDX	SunTrust Capital .. IYDQJBGJWY9T8XKCSX06	02/02/2023	02/02/2024	0	1,000,000	4179.760/4535.0	0	48,100	0	43,042		43,042	(5,058)	0	0	0	0			
S&P 500 INDEX CALL SPREAD_1YR 853SPC520	Multiple	N/A	EQ/IDX	Credit Suisse .... E58DKGMJYYYJLN8C3868	02/09/2023	02/09/2024	0	2,500,000	4122.320/4205.9	0	30,750	0	31,347		31,347	597	0	0	0	0			
S&P 500 INDEX CALL SPREAD_1YR 853SPC521	Multiple	N/A	EQ/IDX	Credit Suisse .... E58DKGMJYYYJLN8C3868	02/09/2023	02/09/2024	0	2,800,000	4163.130/4325.1	0	63,840	0	63,815		63,815	(25)	0	0	0	0			
S&P 500 INDEX CLIQUET_1YR 853SPC522	Multiple	N/A	EQ/IDX	Wells Fargo ..... KB1H1DSPRFMYMCFXT09	02/09/2023	02/09/2024	0	1,300,000	4179.760/4535.0	0	22,750	0	15,320		15,320	(7,430)	0	0	0	0			
S&P 500 INDEX CALL SPREAD_1YR 853SPC532	Multiple	N/A	EQ/IDX	Credit Suisse .... E58DKGMJYYYJLN8C3868	02/16/2023	02/16/2024	0	3,900,000	4131.310/4219.6	0	51,870	0	51,112		51,112	(758)	0	0	0	0			
S&P 500 INDEX CALL SPREAD_1YR 853SPC533	Multiple	N/A	EQ/IDX	Credit Suisse .... E58DKGMJYYYJLN8C3868	02/16/2023	02/16/2024	0	2,300,000	4172.220/4333.7	0	52,900	0	51,847		51,847	(1,053)	0	0	0	0			
S&P 500 INDEX DIGITAL_1YR 853SPC534	Multiple	N/A	EQ/IDX	Wells Fargo ..... KB1H1DSPRFMYMCFXT09	02/16/2023	02/16/2024	0	1,000,000	4179.760/4535.0	0	6,300	0	5,067		5,067	(1,233)	0	0	0	0			
S&P 500 INDEX CLIQUET_1YR 853SPC535	Multiple	N/A	EQ/IDX	Credit Suisse .... E58DKGMJYYYJLN8C3868	02/16/2023	02/16/2024	0	1,000,000	4179.760/4535.0	0	15,100	0	9,983		9,983	(5,117)	0	0	0	0			
S&P 500 INDEX CALL SPREAD_1YR 853SPC541	Multiple	N/A	EQ/IDX	Credit Suisse .... E58DKGMJYYYJLN8C3868	02/23/2023	02/23/2024	0	1,000,000	4052.440/4171.2	0	17,700	0	18,733		18,733	1,033	0	0	0	0			
S&P 500 INDEX CALL SPREAD_1YR 853SPC542	Multiple	N/A	EQ/IDX	Credit Suisse .... E58DKGMJYYYJLN8C3868	02/23/2023	02/23/2024	0	1,000,000	4092.570/4244.2	0	21,900	0	23,044		23,044	1,144	0	0	0	0			
S&P 500 INDEX CALL SPREAD_1YR 853SPC549	Multiple	N/A	EQ/IDX	Credit Suisse .... E58DKGMJYYYJLN8C3868	02/28/2023	02/28/2024	0	1,000,000	4009.850/4082.1	0	11,200	0	11,954		11,954	754	0	0	0	0			
S&P 500 INDEX CALL SPREAD_1YR 853SPC550	Multiple	N/A	EQ/IDX	SunTrust Capital .. IYDQJBGJWY9T8XKCSX06	02/28/2023	02/28/2024	0	1,500,000	4049.550/4208.7	0	34,950	0	37,645		37,645	2,695	0	0	0	0			
S&P 500 INDEX CALL SPREAD_1YR 853SPC561	Multiple	N/A	EQ/IDX	Credit Suisse .... E58DKGMJYYYJLN8C3868	03/02/2023	03/01/2024	0	1,600,000	4021.160/4128.2	0	25,920	0	27,818		27,818	1,898	0	0	0	0			
S&P 500 INDEX CALL SPREAD_1YR 853SPC562	Multiple	N/A	EQ/IDX	Credit Suisse .... E58DKGMJYYYJLN8C3868	03/02/2023	03/01/2024	0	2,000,000	4060.980/4211.0	0	43,400	0	46,972		46,972	3,572	0	0	0	0			
S&P 500 INDEX CALL SPREAD_1YR 853SPC563	Multiple	N/A	EQ/IDX	Credit Suisse .... E58DKGMJYYYJLN8C3868	03/02/2023	03/01/2024	0	1,000,000	3981.350/4319.7	0	47,800	0	52,275		52,275	4,475	0	0	0	0			
S&P 500 INDEX CALL SPREAD_1YR 853SPC571	Multiple	N/A	EQ/IDX	Credit Suisse .... E58DKGMJYYYJLN8C3868	03/09/2023	03/08/2024	0	2,300,000	3957.500/4041.7	0	29,670	0	33,157		33,157	3,487	0	0	0	0			
S&P 500 INDEX CALL SPREAD_1YR 853SPC572	Multiple	N/A	EQ/IDX	Credit Suisse .... E58DKGMJYYYJLN8C3868	03/09/2023	03/08/2024	0	2,900,000	3996.690/4149.1	0	64,380	0	72,884		72,884	8,504	0	0	0	0			

STATEMENT AS OF MARCH 31, 2023 OF THE American National Life Insurance Company of New York

**SCHEDULE DB - PART A - SECTION 1**

Showing all Options, Caps, Floors, Collars, Swaps and Forwards Open as of Current Statement Date

1	2	3	4	5	6	7	8	9	10	11	12	13	14	15	16	17	18	19	20	21	22	23	
Description	Description of Item(s) Hedged, Used for Income Generation or Replicated	Schedule/ Exhibit Identifier	Type(s) of Risk(s) (a)	Exchange, Counterparty or Central Clearinghouse	Trade Date	Date of Maturity or Expiration	Number of Contracts	Notional Amount	Strike Price, Rate or Index Received (Paid)	Cumulative Prior Year(s) Initial Cost of Un-discounted Premium (Received) Paid	Current Year Initial Cost of Un-discounted Premium (Received) Paid	Current Year Income	Book/ Adjusted Carrying Value	Code	Fair Value	Unrealized Valuation Increase/ (Decrease)	Total Foreign Exchange Change in B./A.C.V.	Current Year's (Amortization)/ Accretion	Adjustment to Carrying Value of Hedged Item	Potential Exposure	Credit Quality of Reference Entity	Hedge Effectiveness at Inception and at Quarter-end (b)	
S&P 500 INDEX CLIQUET_1YR 853SPC573	Multiple	N/A	EQ/IDX	Bank of America ... B4YTDEB6KMZ0031MB27	03/09/2023	03/08/2024	0	1,000,000	3,918.32	0	13,200	0	19,949		19,949	6,749	0	0	0	0	0		
S&P 500 INDEX CALLSPREAD_1YR 853SPC581	Multiple	N/A	EQ/IDX	Wells Fargo ... KB1H1DSPPFMVCMCFXT09	03/16/2023	03/15/2024	0	2,800,000	999.880/4075.5	0	32,480	0	35,176		35,176	2,696	0	0	0	0	0		
S&P 500 INDEX CALLSPREAD_1YR 853SPC582	Multiple	N/A	EQ/IDX	SunTrust Capital .. IYDOJBGJWY9T8XKCSX06	03/16/2023	03/15/2024	0	2,400,000	4039.490/4197.9	0	55,920	0	60,424		60,424	4,504	0	0	0	0	0		
S&P 500 INDEX CLIQUET_1YR 853SPC583	Multiple	N/A	EQ/IDX	Bank of America ... B4YTDEB6KMZ0031MB27	03/16/2023	03/15/2024	0	1,300,000	3,960.28	0	13,520	0	20,147		20,147	6,627	0	0	0	0	0		
S&P 500 INDEX CALLSPREAD_1YR 853SPC590	Multiple	N/A	EQ/IDX	Wells Fargo ... KB1H1DSPPFMVCMCFXT09	03/23/2023	03/22/2024	0	1,700,000	988.210/4082.1	0	24,990	0	26,617		26,617	1,627	0	0	0	0	0		
S&P 500 INDEX CALLSPREAD_1YR 853SPC591	Multiple	N/A	EQ/IDX	SunTrust Capital .. IYDOJBGJWY9T8XKCSX06	03/23/2023	03/22/2024	0	1,300,000	4027.690/4181.6	0	29,250	0	32,165		32,165	2,915	0	0	0	0	0		
S&P 500 INDEX CALLSPREAD_1YR 853SPC599	Multiple	N/A	EQ/IDX	Credit Suisse ... E58DKGJMYJYLNC3868	03/28/2023	03/28/2024	0	1,700,000	4010.980/4072.9	0	15,980	0	17,383		17,383	1,403	0	0	0	0	0		
S&P 500 INDEX CALLSPREAD_1YR 853SPC600	Multiple	N/A	EQ/IDX	Credit Suisse ... E58DKGJMYJYLNC3868	03/28/2023	03/28/2024	0	1,400,000	4050.700/4235.7	0	36,680	0	40,455		40,455	3,775	0	0	0	0	0		
S&P 500 INDEX CLIQUET_1YR 853SPC601	Multiple	N/A	EQ/IDX	Credit Suisse ... E58DKGJMYJYLNC3868	03/28/2023	03/28/2024	0	1,000,000	3,971.27	0	9,400	0	15,194		15,194	5,794	0	0	0	0	0		
S&P 500 INDEX CALLSPREAD_1YR 853SPC605	Multiple	N/A	EQ/IDX	Wells Fargo ... KB1H1DSPPFMVCMCFXT09	03/30/2023	03/28/2024	0	1,400,000	4091.340/4172.3	0	17,360	0	17,493		17,493	133	0	0	0	0	0		
S&P 500 INDEX CALLSPREAD_1YR 853SPC606	Multiple	N/A	EQ/IDX	SunTrust Capital .. IYDOJBGJWY9T8XKCSX06	03/30/2023	03/28/2024	0	1,000,000	4131.850/4286.1	0	21,800	0	22,670		22,670	870	0	0	0	0	0		
0159999999. Subtotal - Purchased Options - Hedging Other - Call Options and Warrants										3,904,403	1,365,790	0	5,182,624	XXX	5,182,624	1,004,044	0	0	0	0	XXX	XXX	
0219999999. Subtotal - Purchased Options - Hedging Other										3,904,403	1,365,790	0	5,182,624	XXX	5,182,624	1,004,044	0	0	0	0	0	XXX	XXX
0289999999. Subtotal - Purchased Options - Replications										0	0	0	0	XXX	0	0	0	0	0	0	0	XXX	XXX
0359999999. Subtotal - Purchased Options - Income Generation										0	0	0	0	XXX	0	0	0	0	0	0	0	XXX	XXX
0429999999. Subtotal - Purchased Options - Other										0	0	0	0	XXX	0	0	0	0	0	0	0	XXX	XXX
0439999999. Total Purchased Options - Call Options and Warrants										3,904,403	1,365,790	0	5,182,624	XXX	5,182,624	1,004,044	0	0	0	0	0	XXX	XXX
0449999999. Total Purchased Options - Put Options										0	0	0	0	XXX	0	0	0	0	0	0	0	XXX	XXX
0459999999. Total Purchased Options - Caps										0	0	0	0	XXX	0	0	0	0	0	0	0	XXX	XXX
0469999999. Total Purchased Options - Floors										0	0	0	0	XXX	0	0	0	0	0	0	0	XXX	XXX
0479999999. Total Purchased Options - Collars										0	0	0	0	XXX	0	0	0	0	0	0	0	XXX	XXX
0489999999. Total Purchased Options - Other										0	0	0	0	XXX	0	0	0	0	0	0	0	XXX	XXX
0499999999. Total Purchased Options										3,904,403	1,365,790	0	5,182,624	XXX	5,182,624	1,004,044	0	0	0	0	0	XXX	XXX
0569999999. Subtotal - Written Options - Hedging Effective Excluding Variable Annuity Guarantees Under SSAP No.108										0	0	0	0	XXX	0	0	0	0	0	0	0	XXX	XXX
0639999999. Subtotal - Written Options - Hedging Effective Variable Annuity Guarantees Under SSAP No.108										0	0	0	0	XXX	0	0	0	0	0	0	0	XXX	XXX
0709999999. Subtotal - Written Options - Hedging Other										0	0	0	0	XXX	0	0	0	0	0	0	0	XXX	XXX
0779999999. Subtotal - Written Options - Replications										0	0	0	0	XXX	0	0	0	0	0	0	0	XXX	XXX
0849999999. Subtotal - Written Options - Income Generation										0	0	0	0	XXX	0	0	0	0	0	0	0	XXX	XXX
0919999999. Subtotal - Written Options - Other										0	0	0	0	XXX	0	0	0	0	0	0	0	XXX	XXX
0929999999. Total Written Options - Call Options and Warrants										0	0	0	0	XXX	0	0	0	0	0	0	0	XXX	XXX
0939999999. Total Written Options - Put Options										0	0	0	0	XXX	0	0	0	0	0	0	0	XXX	XXX

STATEMENT AS OF MARCH 31, 2023 OF THE American National Life Insurance Company of New York

**SCHEDULE DB - PART A - SECTION 1**

Showing all Options, Caps, Floors, Collars, Swaps and Forwards Open as of Current Statement Date

1	2	3	4	5	6	7	8	9	10	11	12	13	14	15	16	17	18	19	20	21	22	23
Description	Description of Item(s) Hedged, Used for Income Generation or Replicated	Schedule/ Exhibit Identifier	Type(s) of Risk(s) (a)	Exchange, Counterparty or Central Clearinghouse	Trade Date	Date of Maturity or Expiration	Number of Contracts	Notional Amount	Strike Price, Rate or Index Received (Paid)	Cumulative Prior Year(s) Initial Cost of Un-discounted Premium (Received) Paid	Current Year Initial Cost of Un-discounted Premium (Received) Paid	Current Year Income	Book/ Adjusted Carrying Value	Code	Fair Value	Unrealized Valuation Increase/ (Decrease)	Total Foreign Exchange Change in B./A.C.V.	Current Year's (Amortization)/ Accretion	Adjustment to Carrying Value of Hedged Item	Potential Exposure	Credit Quality of Reference Entity	Hedge Effectiveness at Inception and at Quarter-end (b)
094999999. Total Written Options - Caps										0	0	0	0	XXX	0	0	0	0	0	0	XXX	XXX
095999999. Total Written Options - Floors										0	0	0	0	XXX	0	0	0	0	0	0	XXX	XXX
096999999. Total Written Options - Collars										0	0	0	0	XXX	0	0	0	0	0	0	XXX	XXX
097999999. Total Written Options - Other										0	0	0	0	XXX	0	0	0	0	0	0	XXX	XXX
098999999. Total Written Options										0	0	0	0	XXX	0	0	0	0	0	0	XXX	XXX
104999999. Subtotal - Swaps - Hedging Effective Excluding Variable Annuity Guarantees Under SSAP No.108										0	0	0	0	XXX	0	0	0	0	0	0	XXX	XXX
110999999. Subtotal - Swaps - Hedging Effective Variable Annuity Guarantees Under SSAP No.108										0	0	0	0	XXX	0	0	0	0	0	0	XXX	XXX
116999999. Subtotal - Swaps - Hedging Other										0	0	0	0	XXX	0	0	0	0	0	0	XXX	XXX
122999999. Subtotal - Swaps - Replication										0	0	0	0	XXX	0	0	0	0	0	0	XXX	XXX
128999999. Subtotal - Swaps - Income Generation										0	0	0	0	XXX	0	0	0	0	0	0	XXX	XXX
134999999. Subtotal - Swaps - Other										0	0	0	0	XXX	0	0	0	0	0	0	XXX	XXX
135999999. Total Swaps - Interest Rate										0	0	0	0	XXX	0	0	0	0	0	0	XXX	XXX
136999999. Total Swaps - Credit Default										0	0	0	0	XXX	0	0	0	0	0	0	XXX	XXX
137999999. Total Swaps - Foreign Exchange										0	0	0	0	XXX	0	0	0	0	0	0	XXX	XXX
138999999. Total Swaps - Total Return										0	0	0	0	XXX	0	0	0	0	0	0	XXX	XXX
139999999. Total Swaps - Other										0	0	0	0	XXX	0	0	0	0	0	0	XXX	XXX
140999999. Total Swaps										0	0	0	0	XXX	0	0	0	0	0	0	XXX	XXX
147999999. Subtotal - Forwards										0	0	0	0	XXX	0	0	0	0	0	0	XXX	XXX
150999999. Subtotal - SSAP No. 108 Adjustments										0	0	0	0	XXX	0	0	0	0	0	0	XXX	XXX
168999999. Subtotal - Hedging Effective Excluding Variable Annuity Guarantees Under SSAP No.108										0	0	0	0	XXX	0	0	0	0	0	0	XXX	XXX
169999999. Subtotal - Hedging Effective Variable Annuity Guarantees Under SSAP No.108										0	0	0	0	XXX	0	0	0	0	0	0	XXX	XXX
170999999. Subtotal - Hedging Other										3,904,403	1,365,790	0	5,182,624	XXX	5,182,624	1,004,044	0	0	0	0	XXX	XXX
171999999. Subtotal - Replication										0	0	0	0	XXX	0	0	0	0	0	0	XXX	XXX
172999999. Subtotal - Income Generation										0	0	0	0	XXX	0	0	0	0	0	0	XXX	XXX
173999999. Subtotal - Other										0	0	0	0	XXX	0	0	0	0	0	0	XXX	XXX
174999999. Subtotal - Adjustments for SSAP No. 108 Derivatives										0	0	0	0	XXX	0	0	0	0	0	0	XXX	XXX
175999999 - Totals										3,904,403	1,365,790	0	5,182,624	XXX	5,182,624	1,004,044	0	0	0	0	XXX	XXX

(a)	Code	Description of Hedged Risk(s)

(b)	Code	Financial or Economic Impact of the Hedge at the End of the Reporting Period

E06.9

Schedule DB - Part B - Section 1 - Futures Contracts Open

**N O N E**

Schedule DB - Part B - Section 1B - Brokers with whom cash deposits have been made

**N O N E**

STATEMENT AS OF MARCH 31, 2023 OF THE American National Life Insurance Company of New York

**SCHEDULE DB - PART D - SECTION 1**

Counterparty Exposure for Derivative Instruments Open as of Current Statement Date

1 Description of Exchange, Counterparty or Central Clearinghouse	2 Master Agreement (Y or N)	3 Credit Support Annex (Y or N)	Counterparty Offset		Book/Adjusted Carrying Value			Fair Value			12 Potential Exposure	13 Off-Balance Sheet Exposure
			4 Fair Value of Acceptable Collateral	5 Present Value of Financing Premium	6 Contracts With Book/Adjusted Carrying Value >0	7 Contracts With Book/Adjusted Carrying Value <0	8 Exposure Net of Collateral	9 Contracts With Fair Value >0	10 Contracts With Fair Value <0	11 Exposure Net of Collateral		
0199999999 - Aggregate Sum of Exchange Traded Derivatives			XXX	XXX	XXX	0	0	0	0	0	0	0
BANK OF AMERICA	B4TYDEB6KIMZ0031NB27	Y	550,000	0	473,587	0	473,587	0	0	0	0	0
CREDIT SUISSE	E58DKGMJJYYJLNB3868	Y	2,210,000	0	2,333,827	0	123,827	2,333,827	0	123,827	0	0
SUNTRUST CAPITAL	IYDQJBGJIIY9T8XKCSX06	Y	1,660,000	0	2,005,673	0	345,673	2,005,673	0	345,673	0	0
WELLS FARGO	KB1H1DSPFMVMOUFX09	Y	300,000	0	369,533	0	69,533	369,533	0	69,533	0	0
0299999999 - Total NAIC 1 Designation			4,720,000	0	5,182,620	0	539,033	5,182,620	0	539,033	0	0
0899999999 - Aggregate Sum of Central Clearinghouses (Excluding Exchange Traded)			0	0	0	0	0	0	0	0	0	0
0999999999 - Gross Totals			4,720,000	0	5,182,620	0	539,033	5,182,620	0	539,033	0	0
1. Offset per SSAP No. 64												
2. Net after right of offset per SSAP No. 64					5,182,620	0						

STATEMENT AS OF MARCH 31, 2023 OF THE American National Life Insurance Company of New York

**SCHEDULE DB - PART D - SECTION 2**

Collateral for Derivative Instruments Open as of Current Statement Date

Collateral Pledged by Reporting Entity

1 Exchange, Counterparty or Central Clearinghouse	2 Type of Asset Pledged	3 CUSIP Identification	4 Description	5 Fair Value	6 Par Value	7 Book/Adjusted Carrying Value	8 Maturity Date	9 Type of Margin (I, V or IV)
<b>NONE</b>								
019999999 - Total							XXX	XXX

Collateral Pledged to Reporting Entity

1 Exchange, Counterparty or Central Clearinghouse	2 Type of Asset Pledged	3 CUSIP Identification	4 Description	5 Fair Value	6 Par Value	7 Book/Adjusted Carrying Value	8 Maturity Date	9 Type of Margin (I, V or IV)
BANK OF AMERICA .....	Other .....	B4TYDEB6GKMZ0031MB27 .....	Money Market Fund .....	550,000	550,000	XXX	01/01/2024	V
CREDIT SUISSE .....	Other .....	E58DKGMJYYJLN8C3868 .....	Money Market Fund .....	2,210,000	2,210,000	XXX	01/01/2024	V
SUNTRUST CAPITAL .....	Other .....	IYDOJBGJWY9T8XKCSX06 .....	Money Market Fund .....	1,660,000	1,660,000	XXX	01/01/2024	V
WELLS FARGO .....	Other .....	KB1H1DSPRFMYMCJFXT09 .....	Money Market Fund .....	300,000	300,000	XXX	01/01/2024	V
029999999 - Total				4,720,000	4,720,000	XXX	XXX	XXX

E09

Schedule DB - Part E - Derivatives Hedging Variable Annuity Guarantees

**N O N E**

Schedule DL - Part 1 - Reinvested Collateral Assets Owned

**N O N E**

Schedule DL - Part 2 - Reinvested Collateral Assets Owned

**N O N E**

## SCHEDULE E - PART 1 - CASH

Month End Depository Balances

1 Depository	2 Code	3 Rate of Interest	4 Amount of Interest Received During Current Quarter	5 Amount of Interest Accrued at Current Statement Date	Book Balance at End of Each Month During Current Quarter			9 *
					6 First Month	7 Second Month	8 Third Month	
Wells Fargo ..... Houston, TX .....					500,951	1,325,065	675,064	.XXX.
Moody National Bank ..... Galveston, TX .....					(4,487,515)	(7,746,898)	(6,990,133)	.XXX.
JP Morgan Chase ..... New York, NY .....					(3,355,642)	(265,186)	(5,425,888)	.XXX.
0199998. Deposits in ... 1 depositories that do not exceed the allowable limit in any one depository (See instructions) - Open Depositories	XXX	XXX			200,000	199,984	199,905	.XXX
0199999. Totals - Open Depositories	XXX	XXX	0	0	(7,142,206)	(6,487,035)	(11,541,052)	.XXX
0299998. Deposits in ... depositories that do not exceed the allowable limit in any one depository (See instructions) - Suspended Depositories	XXX	XXX						.XXX
0299999. Totals - Suspended Depositories	XXX	XXX	0	0	0	0	0	.XXX
0399999. Total Cash on Deposit	XXX	XXX	0	0	(7,142,206)	(6,487,035)	(11,541,052)	.XXX
0499999. Cash in Company's Office	XXX	XXX	XXX	XXX				.XXX
0599999. Total - Cash	XXX	XXX	0	0	(7,142,206)	(6,487,035)	(11,541,052)	.XXX



STATEMENT AS OF MARCH 31, 2023 OF THE American National Life Insurance Company of New York

**SCHEDULE E - PART 2 - CASH EQUIVALENTS**

Show Investments Owned End of Current Quarter

1 CUSIP	2 Description	3 Code	4 Date Acquired	5 Rate of Interest	6 Maturity Date	7 Book/Adjusted Carrying Value	8 Amount of Interest Due and Accrued	9 Amount Received During Year
0109999999	Total - U.S. Government Bonds					0	0	0
0309999999	Total - All Other Government Bonds					0	0	0
0509999999	Total - U.S. States, Territories and Possessions Bonds					0	0	0
0709999999	Total - U.S. Political Subdivisions Bonds					0	0	0
0909999999	Total - U.S. Special Revenues Bonds					0	0	0
	UNITED STATES TREAS		03/29/2023	3.805	04/11/2023	19,704,167	0	3,167
	UNITED STATES TREAS		03/24/2023	3.538	04/04/2023	2,299,322	0	1,129
1019999999	Subtotal - Bonds - Industrial and Miscellaneous (Unaffiliated) - Issuer Obligations					22,003,489	0	4,296
1109999999	Total - Industrial and Miscellaneous (Unaffiliated) Bonds					22,003,489	0	4,296
1309999999	Total - Hybrid Securities					0	0	0
1509999999	Total - Parent, Subsidiaries and Affiliates Bonds					0	0	0
1909999999	Subtotal - Unaffiliated Bank Loans					0	0	0
2419999999	Total - Issuer Obligations					22,003,489	0	4,296
2429999999	Total - Residential Mortgage-Backed Securities					0	0	0
2439999999	Total - Commercial Mortgage-Backed Securities					0	0	0
2449999999	Total - Other Loan-Backed and Structured Securities					0	0	0
2459999999	Total - SVO Identified Funds					0	0	0
2469999999	Total - Affiliated Bank Loans					0	0	0
2479999999	Total - Unaffiliated Bank Loans					0	0	0
2509999999	Total Bonds					22,003,489	0	4,296
825252-40-6	STIT Treasury Portfolio		03/28/2023	0.000		14,454,051	0	0
8209999999	Subtotal - Exempt Money Market Mutual Funds - as Identified by the SVO					14,454,051	0	0
990001-55-1	BONY CASH RESERVE FUND MONEY MKT		12/01/2022	0.000		200,000	0	0
8309999999	Subtotal - All Other Money Market Mutual Funds					200,000	0	0
8609999999	Total Cash Equivalents					36,657,540	0	4,296

E14