

QUARTERLY STATEMENT

OF THE

American National Life Insurance Company of Texas

TO THE

Insurance Department

OF THE

STATE OF

Texas

FOR THE QUARTER ENDED
SEPTEMBER 30, 2023

LIFE, ACCIDENT AND HEALTH

FRATERNAL BENEFIT SOCIETIES

2023



LIFE, ACCIDENT AND HEALTH COMPANIES/FRATERNAL BENEFIT SOCIETIES - ASSOCIATION EDITION

QUARTERLY STATEMENT

AS OF SEPTEMBER 30, 2023
OF THE CONDITION AND AFFAIRS OF THE

American National Life Insurance Company of Texas

NAIC Group Code 0408 (Current) 0408 (Prior) NAIC Company Code 71773 Employer's ID Number 75-1016594

Organized under the Laws of Texas, State of Domicile or Port of Entry TX

Country of Domicile United States of America

Licensed as business type: Life, Accident and Health [X] Fraternal Benefit Societies []

Incorporated/Organized 12/02/1954 Commenced Business 12/20/1954

Statutory Home Office One Moody Plaza Galveston, TX, US 77550
(Street and Number) (City or Town, State, Country and Zip Code)

Main Administrative Office One Moody Plaza Galveston, TX, US 77550
(Street and Number) (City or Town, State, Country and Zip Code)
409-763-4661 (Area Code) (Telephone Number)

Mail Address One Moody Plaza Galveston, TX, US 77550
(Street and Number or P.O. Box) (City or Town, State, Country and Zip Code)

Primary Location of Books and Records One Moody Plaza Galveston, TX, US 77550
(Street and Number) (City or Town, State, Country and Zip Code)
409-766-6057 (Area Code) (Telephone Number)

Internet Website Address www.americannational.com

Statutory Statement Contact De'Shawna Charnelle Sherman 409-766-6057
(Name) (Area Code) (Telephone Number)
FinancialStatementContact@AmericanNational.com 409-766-6936
(E-mail Address) (FAX Number)

OFFICERS

Chairman of the Board, President & CEO Timothy Allen Walsh
Senior Vice President, Chief Financial Officer & Treasurer Brody Jason Merrill #
Assistant Vice President, Corporate Secretary Ilse JeLayne Hoffman
Senior Vice President, Chief Life & Annuity Actuary Sara Liane Latham

OTHER

John Frederick Simon, Executive Vice President, Chief Life & Annuity Administrative Officer
Bradley Wayne Manning, Senior Vice President
Michael Scott Marquis, Senior Vice President
Cecilia Guerrero Pardo, Senior Vice President
Edward Bruce Pavelka, Senior Vice President
Garrett Kyle Williams #, Senior Vice President
Steven Wilson McFarling, Vice President & Chief Health Actuary, Health CRO

DIRECTORS OR TRUSTEES

Brody Jason Merrill
Cecilia Guerrero Pardo #
John Frederick Simon
Timothy Allen Walsh
Garrett Kyle Williams #


State of Texas
County of Galveston SS:

The officers of this reporting entity being duly sworn, each depose and say that they are the described officers of said reporting entity, and that on the reporting period stated above, all of the herein described assets were the absolute property of the said reporting entity, free and clear from any liens or claims thereon, except as herein stated, and that this statement, together with related exhibits, schedules and explanations therein contained, annexed or referred to, is a full and true statement of all the assets and liabilities and of the condition and affairs of the said reporting entity as of the reporting period stated above, and of its income and deductions therefrom for the period ended, and have been completed in accordance with the NAIC Annual Statement Instructions and Accounting Practices and Procedures manual except to the extent that: (1) state law may differ; or, (2) that state rules or regulations require differences in reporting not related to accounting practices and procedures, according to the best of their information, knowledge and belief, respectively. Furthermore, the scope of this attestation by the described officers also includes the related corresponding electronic filing with the NAIC, when required, that is an exact copy (except for formatting differences due to electronic filing) of the enclosed statement. The electronic filing may be requested by various regulators in lieu of or in addition to the enclosed statement.

Handwritten signatures of Timothy Allen Walsh, Ilse JeLayne Hoffman, and Brody Jason Merrill with their respective titles.

Subscribed and sworn to before me this 26th day of October, 2023.
Signature of Notary Public.

- a. Is this an original filing? Yes [X] No []
b. If no,
1. State the amendment number.....
2. Date filed
3. Number of pages attached.....



STATEMENT AS OF SEPTEMBER 30, 2023 OF THE American National Life Insurance Company of Texas

ASSETS

	Current Statement Date			4 December 31 Prior Year Net Admitted Assets
	1 Assets	2 Nonadmitted Assets	3 Net Admitted Assets (Cols. 1 - 2)	
1. Bonds	80,381,565		80,381,565	92,233,989
2. Stocks:				
2.1 Preferred stocks				
2.2 Common stocks	1,914,149		1,914,149	
3. Mortgage loans on real estate:				
3.1 First liens				
3.2 Other than first liens.....				
4. Real estate:				
4.1 Properties occupied by the company (less \$ encumbrances)				
4.2 Properties held for the production of income (less \$ encumbrances)				
4.3 Properties held for sale (less \$ encumbrances)				
5. Cash (\$ 1,157,320), cash equivalents (\$ 32,685,421) and short-term investments (\$ 9,702,891)	43,545,632		43,545,632	37,159,469
6. Contract loans (including \$ premium notes)	2,632,749		2,632,749	2,581,103
7. Derivatives				
8. Other invested assets	6,800,000		6,800,000	
9. Receivables for securities				
10. Securities lending reinvested collateral assets				
11. Aggregate write-ins for invested assets				
12. Subtotals, cash and invested assets (Lines 1 to 11)	135,274,095		135,274,095	131,974,561
13. Title plants less \$ charged off (for Title insurers only)				
14. Investment income due and accrued	1,023,760		1,023,760	1,055,543
15. Premiums and considerations:				
15.1 Uncollected premiums and agents' balances in the course of collection	(5,934,106)		(5,934,106)	690,557
15.2 Deferred premiums, agents' balances and installments booked but deferred and not yet due (including \$ earned but unbilled premiums)	776,019		776,019	747,035
15.3 Accrued retrospective premiums (\$) and contracts subject to redetermination (\$)				
16. Reinsurance:				
16.1 Amounts recoverable from reinsurers	6,631,210		6,631,210	
16.2 Funds held by or deposited with reinsured companies	595,483		595,483	1,715,852
16.3 Other amounts receivable under reinsurance contracts	5,280,949		5,280,949	3,345,487
17. Amounts receivable relating to uninsured plans				
18.1 Current federal and foreign income tax recoverable and interest thereon	105,407		105,407	
18.2 Net deferred tax asset				
19. Guaranty funds receivable or on deposit	276,554		276,554	261,849
20. Electronic data processing equipment and software				
21. Furniture and equipment, including health care delivery assets (\$)				
22. Net adjustment in assets and liabilities due to foreign exchange rates				
23. Receivables from parent, subsidiaries and affiliates	264,185		264,185	31,360
24. Health care (\$) and other amounts receivable	4,687,822	4,687,822		
25. Aggregate write-ins for other than invested assets	3,587,824	5,592	3,582,232	2,626,719
26. Total assets excluding Separate Accounts, Segregated Accounts and Protected Cell Accounts (Lines 12 to 25)	152,569,202	4,693,414	147,875,788	142,448,963
27. From Separate Accounts, Segregated Accounts and Protected Cell Accounts				
28. Total (Lines 26 and 27)	152,569,202	4,693,414	147,875,788	142,448,963
DETAILS OF WRITE-INS				
1101.				
1102.				
1103.				
1198. Summary of remaining write-ins for Line 11 from overflow page				
1199. Totals (Lines 1101 through 1103 plus 1198)(Line 11 above)				
2501. MGU Fee Income	1,889,321		1,889,321	1,282,696
2502. Admitted Disallowed IMR	853,685		853,685	
2503. Taxes other than FIT	839,226		839,226	1,344,023
2598. Summary of remaining write-ins for Line 25 from overflow page	5,592	5,592		
2599. Totals (Lines 2501 through 2503 plus 2598)(Line 25 above)	3,587,824	5,592	3,582,232	2,626,719

STATEMENT AS OF SEPTEMBER 30, 2023 OF THE American National Life Insurance Company of Texas

LIABILITIES, SURPLUS AND OTHER FUNDS

	1 Current Statement Date	2 December 31 Prior Year
1. Aggregate reserve for life contracts \$ 73,054,761 less \$ included in Line 6.3 (including \$ Modco Reserve)	73,054,761	73,492,368
2. Aggregate reserve for accident and health contracts (including \$ Modco Reserve)	253,235	2,334,049
3. Liability for deposit-type contracts (including \$ Modco Reserve).....	154,755	229,555
4. Contract claims:		
4.1 Life	854,834	1,316,818
4.2 Accident and health	3,876,383	5,545,734
5. Policyholders' dividends/refunds to members \$ and coupons \$ due and unpaid		
6. Provision for policyholders' dividends, refunds to members and coupons payable in following calendar year - estimated amounts:		
6.1 Policyholders' dividends and refunds to members apportioned for payment (including \$ Modco)		
6.2 Policyholders' dividends and refunds to members not yet apportioned (including \$ Modco) ...		
6.3 Coupons and similar benefits (including \$ Modco)		
7. Amount provisionally held for deferred dividend policies not included in Line 6		
8. Premiums and annuity considerations for life and accident and health contracts received in advance less \$ discount; including \$ accident and health premiums		237,667
9. Contract liabilities not included elsewhere:		
9.1 Surrender values on canceled contracts		
9.2 Provision for experience rating refunds, including the liability of \$ accident and health experience rating refunds of which \$ is for medical loss ratio rebate per the Public Health Service Act		
9.3 Other amounts payable on reinsurance, including \$ assumed and \$ ceded		
9.4 Interest Maintenance Reserve		
10. Commissions to agents due or accrued-life and annuity contracts \$ 4,391 , accident and health \$ 577,066 and deposit-type contract funds \$	581,457	701,659
11. Commissions and expense allowances payable on reinsurance assumed	4,850,841	2,840,293
12. General expenses due or accrued		
13. Transfers to Separate Accounts due or accrued (net) (including \$ accrued for expense allowances recognized in reserves, net of reinsured allowances)		
14. Taxes, licenses and fees due or accrued, excluding federal income taxes		744,721
15.1 Current federal and foreign income taxes, including \$ on realized capital gains (losses)		462,698
15.2 Net deferred tax liability		
16. Unearned investment income	53	34
17. Amounts withheld or retained by reporting entity as agent or trustee	564,683	809,181
18. Amounts held for agents' account, including \$ 5,224,597 agents' credit balances	5,224,597	4,764,218
19. Remittances and items not allocated	147,192	1,074,602
20. Net adjustment in assets and liabilities due to foreign exchange rates		
21. Liability for benefits for employees and agents if not included above		
22. Borrowed money \$ and interest thereon \$		
23. Dividends to stockholders declared and unpaid		
24. Miscellaneous liabilities:		
24.01 Asset valuation reserve	628,677	623,864
24.02 Reinsurance in unauthorized and certified (\$) companies	525,093	809,056
24.03 Funds held under reinsurance treaties with unauthorized and certified (\$) reinsurers		
24.04 Payable to parent, subsidiaries and affiliates	1,231,155	802,983
24.05 Drafts outstanding		
24.06 Liability for amounts held under uninsured plans		
24.07 Funds held under coinsurance		
24.08 Derivatives		
24.09 Payable for securities	5,058,438	5,994,377
24.10 Payable for securities lending		
24.11 Capital notes \$ and interest thereon \$		
25. Aggregate write-ins for liabilities	115,606	92,671
26. Total liabilities excluding Separate Accounts business (Lines 1 to 25)	97,121,760	102,876,548
27. From Separate Accounts Statement		
28. Total liabilities (Lines 26 and 27)	97,121,760	102,876,548
29. Common capital stock	3,000,000	3,000,000
30. Preferred capital stock		
31. Aggregate write-ins for other than special surplus funds		
32. Surplus notes		
33. Gross paid in and contributed surplus	41,152,500	41,152,500
34. Aggregate write-ins for special surplus funds	853,685	
35. Unassigned funds (surplus)	5,747,843	(4,580,085)
36. Less treasury stock, at cost:		
36.1 shares common (value included in Line 29 \$)		
36.2 shares preferred (value included in Line 30 \$)		
37. Surplus (Total Lines 31+32+33+34+35-36) (including \$ in Separate Accounts Statement)	47,754,028	36,572,415
38. Totals of Lines 29, 30 and 37	50,754,028	39,572,415
39. Totals of Lines 28 and 38 (Page 2, Line 28, Col. 3)	147,875,788	142,448,963
DETAILS OF WRITE-INS		
2501. Pending escheat items	115,606	92,671
2502.		
2503.		
2598. Summary of remaining write-ins for Line 25 from overflow page		
2599. Totals (Lines 2501 through 2503 plus 2598)(Line 25 above)	115,606	92,671
3101.		
3102.		
3103.		
3198. Summary of remaining write-ins for Line 31 from overflow page		
3199. Totals (Lines 3101 through 3103 plus 3198)(Line 31 above)		
3401. Admitted Disallowed IMR	853,685	
3402.		
3403.		
3498. Summary of remaining write-ins for Line 34 from overflow page		
3499. Totals (Lines 3401 through 3403 plus 3498)(Line 34 above)	853,685	

SUMMARY OF OPERATIONS

	1 Current Year To Date	2 Prior Year To Date	3 Prior Year Ended December 31
1. Premiums and annuity considerations for life and accident and health contracts	11,383,518	22,108,466	29,488,102
2. Considerations for supplementary contracts with life contingencies		61,231	61,231
3. Net investment income	3,582,872	2,763,705	3,767,452
4. Amortization of Interest Maintenance Reserve (IMR)	(12,968)	(2,591)	(4,425)
5. Separate Accounts net gain from operations excluding unrealized gains or losses			
6. Commissions and expense allowances on reinsurance ceded	28,718,278	19,677,288	28,521,487
7. Reserve adjustments on reinsurance ceded			
8. Miscellaneous Income:			
8.1 Income from fees associated with investment management, administration and contract guarantees from Separate Accounts			
8.2 Charges and fees for deposit-type contracts			
8.3 Aggregate write-ins for miscellaneous income	10,017,110	7,519,673	10,778,037
9. Totals (Lines 1 to 8.3)	53,688,810	52,127,772	72,611,884
10. Death benefits	2,892,038	4,304,621	5,229,879
11. Matured endowments (excluding guaranteed annual pure endowments)	21,529	2	740
12. Annuity benefits	3,302	54,456	100,213
13. Disability benefits and benefits under accident and health contracts	6,612,661	16,632,386	21,264,993
14. Coupons, guaranteed annual pure endowments and similar benefits			
15. Surrender benefits and withdrawals for life contracts	1,422,009	910,375	1,031,053
16. Group conversions			
17. Interest and adjustments on contract or deposit-type contract funds	(6,400)	71,020	81,281
18. Payments on supplementary contracts with life contingencies	5,896	6,208	8,208
19. Increase in aggregate reserves for life and accident and health contracts	(2,518,421)	(829,223)	(298,287)
20. Totals (Lines 10 to 19)	8,432,614	21,149,845	27,418,080
21. Commissions on premiums, annuity considerations, and deposit-type contract funds (direct business only)	5,858,153	6,390,311	8,580,303
22. Commissions and expense allowances on reinsurance assumed	23,971,152	16,233,766	23,944,484
23. General insurance expenses and fraternal expenses	3,734,984	6,066,242	7,639,978
24. Insurance taxes, licenses and fees, excluding federal income taxes	683,899	1,209,180	1,544,349
25. Increase in loading on deferred and uncollected premiums	(260,626)	231,628	171,305
26. Net transfers to or (from) Separate Accounts net of reinsurance			
27. Aggregate write-ins for deductions	3,807	2,388	2,445
28. Totals (Lines 20 to 27)	42,423,983	51,283,360	69,300,944
29. Net gain from operations before dividends to policyholders and federal income taxes (Line 9 minus Line 28)	11,264,827	844,412	3,310,940
30. Dividends to policyholders and refunds to members			
31. Net gain from operations after dividends to policyholders, refunds to members and before federal income taxes (Line 29 minus Line 30)	11,264,827	844,412	3,310,940
32. Federal and foreign income taxes incurred (excluding tax on capital gains)	4,391,876	259,431	808,736
33. Net gain from operations after dividends to policyholders, refunds to members and federal income taxes and before realized capital gains or (losses) (Line 31 minus Line 32)	6,872,951	584,981	2,502,204
34. Net realized capital gains (losses) (excluding gains (losses) transferred to the IMR) less capital gains tax of \$ 0 (excluding taxes of \$ 11,465 transferred to the IMR)	1	(136,554)	(1,609)
35. Net income (Line 33 plus Line 34)	6,872,952	448,427	2,500,595
CAPITAL AND SURPLUS ACCOUNT			
36. Capital and surplus, December 31, prior year	39,572,415	36,968,674	36,968,674
37. Net income (Line 35)	6,872,952	448,427	2,500,595
38. Change in net unrealized capital gains (losses) less capital gains tax of \$			
39. Change in net unrealized foreign exchange capital gain (loss)			
40. Change in net deferred income tax			
41. Change in nonadmitted assets	1,262,297	(987,855)	(748,025)
42. Change in liability for reinsurance in unauthorized and certified companies	283,963	441,489	781,118
43. Change in reserve on account of change in valuation basis, (increase) or decrease			
44. Change in asset valuation reserve	(4,813)	13,504	70,053
45. Change in treasury stock			
46. Surplus (contributed to) withdrawn from Separate Accounts during period			
47. Other changes in surplus in Separate Accounts Statement			
48. Change in surplus notes			
49. Cumulative effect of changes in accounting principles			
50. Capital changes:			
50.1 Paid in			
50.2 Transferred from surplus (Stock Dividend)			
50.3 Transferred to surplus			
51. Surplus adjustment:			
51.1 Paid in			
51.2 Transferred to capital (Stock Dividend)			
51.3 Transferred from capital			
51.4 Change in surplus as a result of reinsurance	2,767,214		
52. Dividends to stockholders			
53. Aggregate write-ins for gains and losses in surplus			
54. Net change in capital and surplus for the year (Lines 37 through 53)	11,181,613	(84,435)	2,603,741
55. Capital and surplus, as of statement date (Lines 36 + 54)	50,754,028	36,884,239	39,572,415
DETAILS OF WRITE-INS			
08.301. Group Reinsurance Fee Income	9,980,987	7,494,729	10,710,301
08.302. Miscellaneous Income	36,123	24,944	67,736
08.303.			
08.398. Summary of remaining write-ins for Line 8.3 from overflow page			
08.399. Totals (Lines 08.301 through 08.303 plus 08.398) (Line 8.3 above)	10,017,110	7,519,673	10,778,037
2701. Fines and Penalties to Regulatory Authorities	3,807	2,388	2,445
2702.			
2703.			
2798. Summary of remaining write-ins for Line 27 from overflow page			
2799. Totals (Lines 2701 through 2703 plus 2798)(Line 27 above)	3,807	2,388	2,445
5301.			
5302.			
5303.			
5398. Summary of remaining write-ins for Line 53 from overflow page			
5399. Totals (Lines 5301 through 5303 plus 5398)(Line 53 above)			

STATEMENT AS OF SEPTEMBER 30, 2023 OF THE American National Life Insurance Company of Texas

CASH FLOW

	1 Current Year To Date	2 Prior Year To Date	3 Prior Year Ended December 31
Cash from Operations			
1. Premiums collected net of reinsurance	18,002,156	21,964,575	29,374,802
2. Net investment income	3,896,957	3,055,274	4,032,321
3. Miscellaneous income	39,855,757	25,164,602	38,097,520
4. Total (Lines 1 to 3)	61,754,870	50,184,451	71,504,643
5. Benefit and loss related payments	19,719,980	23,126,552	28,489,417
6. Net transfers to Separate Accounts, Segregated Accounts and Protected Cell Accounts			
7. Commissions, expenses paid and aggregate write-ins for deductions	35,056,906	29,709,431	41,214,646
8. Dividends paid to policyholders			
9. Federal and foreign income taxes paid (recovered) net of \$ 12,540 tax on capital gains (losses)	4,971,446	(229,848)	117,589
10. Total (Lines 5 through 9)	59,748,332	52,606,135	69,821,652
11. Net cash from operations (Line 4 minus Line 10)	2,006,538	(2,421,684)	1,682,991
Cash from Investments			
12. Proceeds from investments sold, matured or repaid:			
12.1 Bonds	17,533,481	18,941,583	25,468,579
12.2 Stocks	21,515		
12.3 Mortgage loans			
12.4 Real estate			
12.5 Other invested assets			
12.6 Net gains or (losses) on cash, cash equivalents and short-term investments			(208)
12.7 Miscellaneous proceeds			5,994,377
12.8 Total investment proceeds (Lines 12.1 to 12.7)	17,554,996	18,941,583	31,462,748
13. Cost of investments acquired (long-term only):			
13.1 Bonds	5,908,376	13,785,539	13,772,209
13.2 Stocks	1,935,664		
13.3 Mortgage loans			
13.4 Real estate			
13.5 Other invested assets	6,800,000		
13.6 Miscellaneous applications	935,939		
13.7 Total investments acquired (Lines 13.1 to 13.6)	15,579,979	13,785,539	13,772,209
14. Net increase (or decrease) in contract loans and premium notes	51,646	4,859	(2,841)
15. Net cash from investments (Line 12.8 minus Line 13.7 and Line 14)	1,923,371	5,151,185	17,693,380
Cash from Financing and Miscellaneous Sources			
16. Cash provided (applied):			
16.1 Surplus notes, capital notes			
16.2 Capital and paid in surplus, less treasury stock			
16.3 Borrowed funds			
16.4 Net deposits on deposit-type contracts and other insurance liabilities	(68,400)	(76,238)	(81,032)
16.5 Dividends to stockholders			
16.6 Other cash provided (applied)	2,524,654	2,323,047	602,996
17. Net cash from financing and miscellaneous sources (Line 16.1 through Line 16.4 minus Line 16.5 plus Line 16.6)	2,456,254	2,246,809	521,964
RECONCILIATION OF CASH, CASH EQUIVALENTS AND SHORT-TERM INVESTMENTS			
18. Net change in cash, cash equivalents and short-term investments (Line 11, plus Lines 15 and 17)	6,386,163	4,976,310	19,898,335
19. Cash, cash equivalents and short-term investments:			
19.1 Beginning of year	37,159,469	17,261,134	17,261,134
19.2 End of period (Line 18 plus Line 19.1)	43,545,632	22,237,444	37,159,469

Note: Supplemental disclosures of cash flow information for non-cash transactions:

--	--	--

EXHIBIT 1

DIRECT PREMIUMS AND DEPOSIT-TYPE CONTRACTS

	1 Current Year To Date	2 Prior Year To Date	3 Prior Year Ended December 31
1. Industrial life			
2. Ordinary life insurance	2,986,943	3,430,402	4,638,536
3. Ordinary individual annuities	57,887	121,591	122,077
4. Credit life (group and individual)			
5. Group life insurance	8,317	8,767	11,689
6. Group annuities			
7. A & H - group	24,415,508	21,659,629	29,887,191
8. A & H - credit (group and individual)			
9. A & H - other	8,466,246	11,754,071	15,003,763
10. Aggregate of all other lines of business			
11. Subtotal (Lines 1 through 10)	35,934,901	36,974,460	49,663,256
12. Fraternal (Fraternal Benefit Societies Only)			
13. Subtotal (Lines 11 through 12)	35,934,901	36,974,460	49,663,256
14. Deposit-type contracts			
15. Total (Lines 13 and 14)	35,934,901	36,974,460	49,663,256
DETAILS OF WRITE-INS			
1001.			
1002.			
1003.			
1098. Summary of remaining write-ins for Line 10 from overflow page			
1099. Totals (Lines 1001 through 1003 plus 1098)(Line 10 above)			

STATEMENT AS OF SEPTEMBER 30, 2023 OF THE American National Life Insurance Company of Texas
NOTES TO FINANCIAL STATEMENTS

NOTE 1 Summary of Significant Accounting Policies and Going Concern

A. Accounting Practices

The financial statements of American National Life Insurance Company of Texas (the "Company") are presented on the basis of accounting practices prescribed or permitted by the State of Texas Department of Insurance ("TDI").

The TDI recognizes only statutory accounting practices ("SAP") prescribed by the State of Texas for determining and reporting the financial condition and results of operations of an insurance company and for determining its solvency under the Texas Insurance Law. The National Association of Insurance Commissioners' ("NAIC") Accounting Practices and Procedures manual ("NAIC SAP") has been adopted as a component of prescribed or permitted practices by the State of Texas. The state has implemented and adopted certain exceptions to the prescribed accounting practices found in the NAIC SAP and the Insurance Commissioner of the State of Texas has the right to permit other specific practices that deviate from prescribed practices.

As of the date of this report, the Company has not implemented any such exceptions, has not requested permission for a permitted practice, nor been directed by the State of Texas to implement any accounting practice unique to the Company.

The following table presents a reconciliation of the Company's net income and capital and surplus between NAIC SAP and practices prescribed or permitted by the State of Texas:

	F/S		F/S		2023		2022
	SSAP #	Page	Line #				
NET INCOME							
(1) State basis (Page 4, Line 35, Columns 1 & 3)	XXX	XXX	XXX	\$	6,872,952	\$	2,500,595
(2) State Prescribed Practices that are an increase/(decrease) from NAIC SAP:					—		—
(3) State Permitted Practices that are an increase/(decrease) from NAIC SAP:					—		—
(4) NAIC SAP (1-2-3=4)	XXX	XXX	XXX	\$	6,872,952	\$	2,500,595
SURPLUS							
(5) State basis (Page 3, Line 38, Columns 1 & 2)	XXX	XXX	XXX	\$	50,754,028	\$	39,572,415
(6) State Prescribed Practices that are an increase/(decrease) from NAIC SAP:					—		—
(7) State Permitted Practices that are an increase/(decrease) from NAIC SAP:					—		—
(8) NAIC SAP (5-6-7=8)	XXX	XXX	XXX	\$	50,754,028	\$	39,572,415

B. Use of Estimates in the Preparation of the Financial Statements

No significant change.

C. Accounting Policy

(1) No significant change.

(2) Bonds not backed by other loans are generally stated at amortized cost using the scientific interest method, except for bonds with an NAIC designation of 6, which are recorded at the lower of cost or estimated fair value.

(3-5) No significant change.

(6) Loan-backed securities are stated at amortized cost using the retrospective method including anticipated prepayments at the date of purchase, except for those with a NAIC designation 6, which are stated at lower of amortized cost or estimated fair value.

(7-13) No significant change.

D. Going Concern

Based upon its evaluation of relevant conditions and events, management did not have substantial doubt about the Company's ability to continue as a going concern.

NOTE 2 Accounting Changes and Corrections of Errors

In August 2023, Statutory Accounting Principles Working Group approved statutory accounting guidance that allows the admittance of net negative (disallowed) interest maintenance reserve ("IMR") as a short-term solution for certain life insurance companies due to rising interest rates. The guidance sunsets in 2025 and is effective for 3Q2023 statutory reporting. See note 21C for additional detail..

NOTE 3 Business Combinations and Goodwill

No significant change.

NOTE 4 Discontinued Operations

No significant change.

NOTE 5 Investments

A. Mortgage Loans, including Mezzanine Real Estate Loans

No significant change.

B. Debt Restructuring

No significant change.

C. Reverse Mortgages

No significant change.

STATEMENT AS OF SEPTEMBER 30, 2023 OF THE American National Life Insurance Company of Texas
NOTES TO FINANCIAL STATEMENTS

D. Loan-Backed Securities

(1) Prepayment assumptions for mortgage-backed/asset-backed securities were obtained from independent third party pricing services or internal estimates.

(2) At September 30, 2023, the Company did not have any securities within the scope of SSAP No 43R with a recognized other-than temporary impairment due to the intent to sell or an inability or lack of intent to retain the security for period of time sufficient to recover the amortized cost basis.

(3) At September 30, 2023, the Company did not hold any loan-backed and structured securities with a recognized credit-related OTTI.

(4) Loan-backed and structured securities in unrealized loss positions are as follows:

a. The aggregate amount of unrealized losses:

1. Less than 12 Months	\$	(10,445)
2. 12 Months or Longer	\$	—

b. The aggregate related fair value of securities with unrealized losses:

1. Less than 12 Months	\$	692,990
2. 12 Months or Longer	\$	—

(5) All loan-backed and structured securities in an unrealized loss position were reviewed to determine whether an other-than-temporary impairment should be recognized. As of September 30, 2023, the Company believes it has the intent and ability to hold securities long enough to allow the cost basis of these securities to be recovered. Although the investment securities above did not meet management's criteria for other-than-temporary impairment at this time, it is possible that future events or information could cause them to conclude that declines in value are other-than-temporary.

E. Dollar Repurchase Agreements and/or Securities Lending Transactions

Not applicable - The Company has no repurchase agreements or securities lending transactions.

F. Repurchase Agreements Transactions Accounted for as Secured Borrowing

Not applicable - The Company has no repurchase agreements transactions.

G. Reverse Repurchase Agreements Transactions Accounted for as Secured Borrowing

Not applicable - The Company has no reverse repurchase agreements transactions.

H. Repurchase Agreements Transactions Accounted for as a Sale

Not applicable - The Company has no repurchase agreements transactions.

I. Reverse Repurchase Agreements Transactions Accounted for as a Sale

Not applicable - The Company has no reverse repurchase agreements transactions.

J. Real Estate

No significant change.

K. Low Income Housing tax Credits (LIHTC)

No significant change.

L. Restricted Assets

No significant change.

M. Working Capital Finance Investments

Not applicable - The Company has no working capital finance investments.

N. Offsetting and Netting of Assets and Liabilities

Not applicable - The Company has no offsetting and netting of assets and liabilities.

O. 5GI Securities

No significant change.

P. Short Sales

No significant change.

Q. Prepayment Penalty and Acceleration Fees

No significant change.

R. Reporting Entity's Share of Cash Pool by Asset Type

Not applicable - The Company did not participate in any cash pools.

NOTE 6 Joint Ventures, Partnerships and Limited Liability Companies

No significant change.

NOTE 7 Investment Income

No significant change.

NOTE 8 Derivative Instruments

Not applicable - The Company has no investments in derivative instruments.

NOTE 9 Income Taxes

No significant change.

NOTE 10 Information Concerning Parent, Subsidiaries, Affiliates and Other Related Parties

No significant change.

STATEMENT AS OF SEPTEMBER 30, 2023 OF THE American National Life Insurance Company of Texas
NOTES TO FINANCIAL STATEMENTS

NOTE 11 Debt

A. No significant change.

B. FHLB (Federal Home Loan Bank) Agreements

Not applicable - The Company has no FHLB agreements.

NOTE 12 Retirement Plans, Deferred Compensation, Postemployment Benefits and Compensated Absences and Other Postretirement Benefit Plan

A. Defined Benefit Plan

Not applicable - The Company has no defined benefit plans.

B.-1. No significant change.

NOTE 13 Capital and Surplus, Dividend Restrictions and Quasi-Reorganizations

No significant change.

NOTE 14 Liabilities, Contingencies and Assessments

No significant change.

NOTE 15 Leases

No significant change.

NOTE 16 Information About Financial Instruments With Off-Balance Sheet Risk and Financial Instruments With Concentrations of Credit Risk

No significant change.

NOTE 17 Sale, Transfer and Servicing of Financial Assets and Extinguishments of Liabilities

Not applicable – The Company had no sales, transfers, or servicing of financial assets and extinguishment of liabilities during the reporting periods.

NOTE 18 Gain or Loss to the Reporting Entity from Uninsured Plans and the Uninsured Portion of Partially Insured Plans

No significant change.

NOTE 19 Direct Premium Written/Produced by Managing General Agents/Third Party Administrators

No significant change.

NOTE 20 Fair Value Measurements

A.

(1) Fair Value Measurements at Reporting Date

Description for each class of asset or liability	(Level 1)	(Level 2)	(Level 3)	Net Asset Value (NAV)	Total
a. Assets at fair value					
Common stock - Affiliated			\$ 1,914,149		\$ 1,914,149
Total assets at fair value/NAV	\$ —	\$ —	\$ 1,914,149	\$ —	\$ 1,914,149

(2) Fair Value Measurements in (Level 3) of the Fair Value hierarchy

Description	Ending Balance as of Prior Quarter End	Transfers into Level 3	Transfers out of Level 3	Total gains and (losses) included in Net Income	Total gains and (losses) included in Surplus	Purchases	Issuances	Sales	Settlements	Ending Balance as of Current Quarter End
a. Assets										
Common stock - Affiliated	\$ 1,935,664				\$ (1,238)			\$ (20,277)		\$ 1,914,149
Total Assets	\$ 1,935,664	\$ —	\$ —	\$ —	\$ (1,238)	\$ —	\$ —	\$ (20,277)	\$ —	\$ 1,914,149

(3) Transfers between levels, if any, are recognized at the end of the reporting period.

(4) During the current reporting period, the fair value of the Company's investments in Level 3 totaled \$1,914,149. The market values held as equity and fixed income securities are obtained from various pricing services. There has been no change in the valuation techniques and related inputs.

(5) Not applicable - The Company does not own any derivative securities.

B. Fair value is defined as the price that would be received to sell an asset or paid to transfer a liability. A fair value hierarchy is used to determine fair value based on a hypothetical transaction at the measurement date from the perspective of a market participant. American National has evaluated the types of securities in its investment portfolio to determine an appropriate hierarchy level based upon trading activity and the observability of market inputs. The classification of assets or liabilities within the fair value hierarchy is based on the lowest level of significant input to its valuation. The input levels are defined as follows:

Level 1 - Unadjusted quoted prices in active markets for identical assets or liabilities. The Company defines active markets based on average trading volume for equity securities. The size of the bid/ask spread is used as an indicator of market activity for fixed maturity securities.

Level 2 - Quoted prices in markets that are not active or inputs that are observable directly or indirectly. Level 2 inputs include quoted prices for similar assets or liabilities other than quoted prices in Level 1; quoted prices in markets that are not active; or other inputs that are observable or can be derived principally from or corroborated by observable market data for substantially the full term of the assets or liabilities.

Level 3 - Unobservable inputs that are supported by little or no market activity and are significant to the fair value of the assets or liabilities. Unobservable inputs reflect American National's own assumptions about the assumptions that market participants would use in pricing the asset or liability. Level 3 assets and liabilities include financial instruments whose values are determined using pricing models and third-party evaluation, as well as instruments for which the determination of fair value requires significant management judgment or estimation.

The Company has evaluated the various types of securities in its investment portfolio to determine an appropriate fair value hierarchy level based upon trading activity and the observability of market inputs. Based on the results of this evaluation and investment class analysis, each price was classified into Level 1, 2, or 3.

Bonds - The Company utilizes a pricing service to estimate fair value measurements. The fair value for fixed maturity securities that are disclosed as Level 1 measurements are based on unadjusted quoted market prices for identical assets that are readily available in an active market. The estimates of fair value for most fixed maturity securities, including municipal bonds, provided by the pricing service are disclosed as Level 2 measurements as the estimates are based on observable market information rather than market quotes. The pricing service utilizes market quotations for fixed maturity securities that have quoted prices in active markets. Since fixed maturity securities generally do not trade on a daily basis, the pricing service prepares estimates of fair value measurements for these securities using its proprietary pricing applications, which include available relevant market information, benchmark curves, benchmarking of like securities, sector groupings and matrix pricing. Additionally, an option adjusted spread model is used to develop prepayment and interest rate scenarios.

STATEMENT AS OF SEPTEMBER 30, 2023 OF THE American National Life Insurance Company of Texas
NOTES TO FINANCIAL STATEMENTS

The pricing service evaluates each asset class based on relevant market information, credit information, perceived market movements and sector news. The market inputs utilized in the pricing evaluation, listed in the approximate order of priority, include: benchmark yields, reported trades, pricing source quotes, issuer spreads, two-sided markets, benchmark securities, bids, offers, reference data, and economic events. The extent of the use of each market input depends on the asset class and the market conditions. Depending on the security, the priority of the use of inputs may change or some market inputs may not be relevant. For some securities, additional inputs may be necessary.

The Company has reviewed the inputs and methodology used and the techniques applied by the pricing service to produce quotes that represent the fair value of a specific security. The review confirms that the pricing service is utilizing information from observable transactions or a technique that represents a market participant's assumptions. The Company does not adjust quotes received from the pricing service. The pricing service utilized by the Company has indicated that they will only produce an estimate of fair value if there is objectively verifiable information available.

The Company can hold a small amount of private placement debt and fixed maturity securities that have characteristics that make them unsuitable for matrix pricing. For these securities, a quote from a broker (typically a market maker) is obtained. Due to the disclaimers on the quotes that indicate that the price is indicative only, the Company includes these fair value estimates in Level 3.

Common Stock - For public common stocks, prices are received from a nationally recognized pricing service that are based on observable market transactions, and these securities are classified as Level 1 measurements.

Short-term investments - Short-term investments are primarily commercial paper rated A2 or P2 or better by Standard & Poor's and Moody's, respectively. Commercial paper is carried at amortized cost which approximates fair value. These investments are classified as Level 2 measurements.

For other financial instruments discussed below, the Company believes that their carrying value approximates fair value. This assumption is supported by the qualitative information discussed below. These financial instruments are classified as Level 3 measurements.

Policy Loans - The carrying value of policy loans is the outstanding balance plus any accrued interest. Due to the collateralized nature of policy loans such that they cannot be separated from the policy contracts, the unpredictable timing of repayments and the fact that settlement is at outstanding value, the Company believes the carrying value of policy loans approximates fair value. These investments are classified as Level 3 measurements.

C. Aggregate fair value for all financial instruments and the level within the fair value hierarchy in which the fair value measurements in their entirety fall. The table below reflects the fair values and admitted values of all admitted assets that are financial instruments. The fair values are also categorized into the three-level fair value hierarchy as described above in the Note 20A.

Type of Financial Instrument	Aggregate Fair Value	Admitted Assets	(Level 1)	(Level 2)	(Level 3)	Net Asset Value (NAV)	Not Practicable (Carrying Value)
Bonds	\$ 70,572,734	\$ 80,381,565	\$ 4,653,197	\$ 65,919,537	\$		
Common Stock - Affiliated	1,914,149	1,914,149			1,914,149		
Policy Loans	2,632,749	2,632,749			2,632,749		
Cash, cash equivalents and short-term investments	43,545,632	43,545,632	33,842,741	9,702,891			
Other invested assets	\$ 6,800,000	\$ 6,800,000		\$ 6,800,000			

D. Not Practicable to Estimate Fair Value

Not applicable - There were no financial instruments for which it is not practicable for the Company to estimate fair value.

E. Investments measured using Net Asset Value

Not applicable - The Company had no investments measured using net asset value.

NOTE 21 Other Items

The Company had no unamortized balances in IMR for allocated gains/losses to IMR from derivatives that were reported at fair value prior to the termination of the derivative.

The Company's general account net negative (disallowed) IMR was \$853,685.

The Company's general account negative IMR admitted was \$853,685, 1.8% of the adjusted capital and surplus of \$47,604,574.

The Company's fixed income investments generating IMR losses complied with the reporting entity's documented investment or liability management policies.

The Company had no IMR losses for fixed income related derivatives in which unrealized derivative gains were reversed to IMR and amortized in lieu of being recognized as realized gains upon derivative termination.

The Company had no deviation from the entity's documented investment or liability management policies due to a temporary and transitory timing issue or related to a specific event, such as a reinsurance transaction, that mechanically made the cause of IMR losses not reflective of reinvestment activities.

The Company had no asset sales generating admitted negative IMR compelled by liquidity pressures.

NOTE 22 Events Subsequent

No significant change.

NOTE 23 Reinsurance

The Company entered into a coinsurance with Swiss Re Life and Health of America ("Swiss Re"), effective April 1, 2023, ceding approximately \$1,874,141 of reserves related to medicare supplement insurance.

NOTE 24 Retrospectively Rated Contracts & Contracts Subject to Redetermination

Not applicable - The Company had no retrospectively rated contracts or contracts subject to redetermination.

NOTE 25 Change in Incurred Losses and Loss Adjustment Expenses

A. Reserves as of January 1, 2023 were \$5,545,734. As of September 30, 2023, \$3,984,460 has been paid for incurred losses and loss adjustment expenses attributable to insured events of prior years. Reserves remaining for prior years are now \$1,070,679 as a result of re-estimation of unpaid claims and claim adjustment expenses. Therefore, there has been \$490,595 of favorable prior-year development from December 31, 2022 to September 30, 2023. Original estimates are increased or decreased, as additional information becomes known regarding individual claims.

B. There were no significant changes in methodologies and assumptions used in calculating the liability for unpaid losses and loss adjustment expenses.

NOTE 26 Intercompany Pooling Arrangements

No significant change.

NOTE 27 Structured Settlements

No significant change.

NOTE 28 Health Care Receivables

No significant change.

NOTE 29 Participating Policies

No significant change.

NOTES TO FINANCIAL STATEMENTS

NOTE 30 Premium Deficiency Reserves

No significant change.

NOTE 31 Reserves for Life Contracts and Annuity Contracts

No significant change.

NOTE 32 Analysis of Annuity Actuarial Reserves and Deposit Type Contract Liabilities by Withdrawal Characteristics

No significant change.

NOTE 33 Analysis of Life Actuarial Reserves by Withdrawal Characteristics

No significant change.

NOTE 34 Premium & Annuity Considerations Deferred and Uncollected

No significant change.

NOTE 35 Separate Accounts

No significant change.

NOTE 36 Loss/Claim Adjustment Expenses

No significant change.

GENERAL INTERROGATORIES

PART 1 - COMMON INTERROGATORIES

GENERAL

- 1.1 Did the reporting entity experience any material transactions requiring the filing of Disclosure of Material Transactions with the State of Domicile, as required by the Model Act? Yes [] No [X]
- 1.2 If yes, has the report been filed with the domiciliary state? Yes [] No []
- 2.1 Has any change been made during the year of this statement in the charter, by-laws, articles of incorporation, or deed of settlement of the reporting entity? Yes [] No [X]
- 2.2 If yes, date of change:
- 3.1 Is the reporting entity a member of an Insurance Holding Company System consisting of two or more affiliated persons, one or more of which is an insurer? Yes [X] No []
If yes, complete Schedule Y, Parts 1 and 1A.
- 3.2 Have there been any substantial changes in the organizational chart since the prior quarter end? Yes [] No [X]
- 3.3 If the response to 3.2 is yes, provide a brief description of those changes.
.....
- 3.4 Is the reporting entity publicly traded or a member of a publicly traded group? Yes [X] No []
- 3.5 If the response to 3.4 is yes, provide the CIK (Central Index Key) code issued by the SEC for the entity/group. 1837429
- 4.1 Has the reporting entity been a party to a merger or consolidation during the period covered by this statement? Yes [] No [X]
- 4.2 If yes, provide the name of the entity, NAIC Company Code, and state of domicile (use two letter state abbreviation) for any entity that has ceased to exist as a result of the merger or consolidation.

1 Name of Entity	2 NAIC Company Code	3 State of Domicile

- 5. If the reporting entity is subject to a management agreement, including third-party administrator(s), managing general agent(s), attorney-in-fact, or similar agreement, have there been any significant changes regarding the terms of the agreement or principals involved? Yes [] No [X] N/A []
If yes, attach an explanation.
.....
- 6.1 State as of what date the latest financial examination of the reporting entity was made or is being made. 12/31/2020
- 6.2 State the as of date that the latest financial examination report became available from either the state of domicile or the reporting entity. This date should be the date of the examined balance sheet and not the date the report was completed or released. 12/31/2020
- 6.3 State as of what date the latest financial examination report became available to other states or the public from either the state of domicile or the reporting entity. This is the release date or completion date of the examination report and not the date of the examination (balance sheet date). 06/10/2022
- 6.4 By what department or departments?
Texas Department of Insurance
- 6.5 Have all financial statement adjustments within the latest financial examination report been accounted for in a subsequent financial statement filed with Departments? Yes [] No [] N/A [X]
- 6.6 Have all of the recommendations within the latest financial examination report been complied with? Yes [] No [] N/A [X]
- 7.1 Has this reporting entity had any Certificates of Authority, licenses or registrations (including corporate registration, if applicable) suspended or revoked by any governmental entity during the reporting period? Yes [] No [X]
- 7.2 If yes, give full information:
.....
- 8.1 Is the company a subsidiary of a bank holding company regulated by the Federal Reserve Board? Yes [] No [X]
- 8.2 If response to 8.1 is yes, please identify the name of the bank holding company.
.....
- 8.3 Is the company affiliated with one or more banks, thrifts or securities firms? Yes [X] No []
- 8.4 If response to 8.3 is yes, please provide below the names and location (city and state of the main office) of any affiliates regulated by a federal regulatory services agency [i.e. the Federal Reserve Board (FRB), the Office of the Comptroller of the Currency (OCC), the Federal Deposit Insurance Corporation (FDIC) and the Securities Exchange Commission (SEC)] and identify the affiliate's primary federal regulator.

1 Affiliate Name	2 Location (City, State)	3 FRB	4 OCC	5 FDIC	6 SEC
ANICO Financial Services Inc.	Galveston, TexasNO...	...NO...	...NO...	...YES...

GENERAL INTERROGATORIES

- 9.1 Are the senior officers (principal executive officer, principal financial officer, principal accounting officer or controller, or persons performing similar functions) of the reporting entity subject to a code of ethics, which includes the following standards? Yes [] No []
- (a) Honest and ethical conduct, including the ethical handling of actual or apparent conflicts of interest between personal and professional relationships;
- (b) Full, fair, accurate, timely and understandable disclosure in the periodic reports required to be filed by the reporting entity;
- (c) Compliance with applicable governmental laws, rules and regulations;
- (d) The prompt internal reporting of violations to an appropriate person or persons identified in the code; and
- (e) Accountability for adherence to the code.
- 9.11 If the response to 9.1 is No, please explain:
.....
- 9.2 Has the code of ethics for senior managers been amended? Yes [] No []
- 9.21 If the response to 9.2 is Yes, provide information related to amendment(s).
.....
- 9.3 Have any provisions of the code of ethics been waived for any of the specified officers? Yes [] No []
- 9.31 If the response to 9.3 is Yes, provide the nature of any waiver(s).
.....

FINANCIAL

- 10.1 Does the reporting entity report any amounts due from parent, subsidiaries or affiliates on Page 2 of this statement? Yes [] No []
- 10.2 If yes, indicate any amounts receivable from parent included in the Page 2 amount: \$ 233,746

INVESTMENT

- 11.1 Were any of the stocks, bonds, or other assets of the reporting entity loaned, placed under option agreement, or otherwise made available for use by another person? (Exclude securities under securities lending agreements.) Yes [] No []
- 11.2 If yes, give full and complete information relating thereto:
.....
12. Amount of real estate and mortgages held in other invested assets in Schedule BA: \$
13. Amount of real estate and mortgages held in short-term investments: \$
- 14.1 Does the reporting entity have any investments in parent, subsidiaries and affiliates? Yes [] No []
- 14.2 If yes, please complete the following:
- | | 1
Prior Year-End
Book/Adjusted
Carrying Value | 2
Current Quarter
Book/Adjusted
Carrying Value |
|---|--|---|
| 14.21 Bonds | \$ | \$ |
| 14.22 Preferred Stock | \$ | \$ |
| 14.23 Common Stock | \$ | \$ 1,914,149 |
| 14.24 Short-Term Investments | \$ | \$ |
| 14.25 Mortgage Loans on Real Estate | \$ | \$ |
| 14.26 All Other | \$ | \$ |
| 14.27 Total Investment in Parent, Subsidiaries and Affiliates (Subtotal Lines 14.21 to 14.26) | \$ | \$ 1,914,149 |
| 14.28 Total Investment in Parent included in Lines 14.21 to 14.26 above | \$ | \$ |
- 15.1 Has the reporting entity entered into any hedging transactions reported on Schedule DB? Yes [] No []
- 15.2 If yes, has a comprehensive description of the hedging program been made available to the domiciliary state? Yes [] No [] N/A []
If no, attach a description with this statement.
.....
16. For the reporting entity's security lending program, state the amount of the following as of the current statement date:
- 16.1 Total fair value of reinvested collateral assets reported on Schedule DL, Parts 1 and 2. \$
- 16.2 Total book/adjusted carrying value of reinvested collateral assets reported on Schedule DL, Parts 1 and 2 \$
- 16.3 Total payable for securities lending reported on the liability page. \$

GENERAL INTERROGATORIES

17. Excluding items in Schedule E - Part 3 - Special Deposits, real estate, mortgage loans and investments held physically in the reporting entity's offices, vaults or safety deposit boxes, were all stocks, bonds and other securities, owned throughout the current year held pursuant to a custodial agreement with a qualified bank or trust company in accordance with Section 1, III - General Examination Considerations, F. Outsourcing of Critical Functions, Custodial or Safekeeping Agreements of the NAIC Financial Condition Examiners Handbook? Yes [X] No []
- 17.1 For all agreements that comply with the requirements of the NAIC Financial Condition Examiners Handbook, complete the following:

1 Name of Custodian(s)	2 Custodian Address
Bank of New York Mellon	111 Sander Creek Parkway, 2nd Floor, East Syracuse, NY 13057
Moody National Bank	2302 Post Office Street, Galveston, Texas 77550

- 17.2 For all agreements that do not comply with the requirements of the NAIC Financial Condition Examiners Handbook, provide the name, location and a complete explanation:

1 Name(s)	2 Location(s)	3 Complete Explanation(s)

- 17.3 Have there been any changes, including name changes, in the custodian(s) identified in 17.1 during the current quarter? Yes [] No [X]
- 17.4 If yes, give full information relating thereto:

1 Old Custodian	2 New Custodian	3 Date of Change	4 Reason

- 17.5 Investment management – Identify all investment advisors, investment managers, broker/dealers, including individuals that have the authority to make investment decisions on behalf of the reporting entity. For assets that are managed internally by employees of the reporting entity, note as such. ["...that have access to the investment accounts"; "...handle securities"]

1 Name of Firm or Individual	2 Affiliation
Anne Lemire	I.....
Scott Brast	I.....

- 17.5097 For those firms/individuals listed in the table for Question 17.5, do any firms/individuals unaffiliated with the reporting entity (i.e. designated with a "U") manage more than 10% of the reporting entity's invested assets?..... Yes [] No [X]

- 17.5098 For firms/individuals unaffiliated with the reporting entity (i.e. designated with a "U") listed in the table for Question 17.5, does the total assets under management aggregate to more than 50% of the reporting entity's invested assets?..... Yes [] No [X]

- 17.6 For those firms or individuals listed in the table for 17.5 with an affiliation code of "A" (affiliated) or "U" (unaffiliated), provide the information for the table below.

1	2	3	4	5
Central Registration Depository Number	Name of Firm or Individual	Legal Entity Identifier (LEI)	Registered With	Investment Management Agreement (IMA) Filed

- 18.1 Have all the filing requirements of the Purposes and Procedures Manual of the NAIC Investment Analysis Office been followed? Yes [X] No []

- 18.2 If no, list exceptions:
.....

19. By self-designating 5GI securities, the reporting entity is certifying the following elements for each self-designated 5GI security:
- a. Documentation necessary to permit a full credit analysis of the security does not exist or an NAIC CRP credit rating for an FE or PL security is not available.
 - b. Issuer or obligor is current on all contracted interest and principal payments.
 - c. The insurer has an actual expectation of ultimate payment of all contracted interest and principal.
- Has the reporting entity self-designated 5GI securities? Yes [] No [X]

20. By self-designating PLGI securities, the reporting entity is certifying the following elements of each self-designated PLGI security:
- a. The security was purchased prior to January 1, 2018.
 - b. The reporting entity is holding capital commensurate with the NAIC Designation reported for the security.
 - c. The NAIC Designation was derived from the credit rating assigned by an NAIC CRP in its legal capacity as a NRSRO which is shown on a current private letter rating held by the insurer and available for examination by state insurance regulators.
 - d. The reporting entity is not permitted to share this credit rating of the PL security with the SVO.
- Has the reporting entity self-designated PLGI securities? Yes [] No [X]

21. By assigning FE to a Schedule BA non-registered private fund, the reporting entity is certifying the following elements of each self-designated FE fund:
- a. The shares were purchased prior to January 1, 2019.
 - b. The reporting entity is holding capital commensurate with the NAIC Designation reported for the security.
 - c. The security had a public credit rating(s) with annual surveillance assigned by an NAIC CRP in its legal capacity as an NRSRO prior to January 1, 2019.
 - d. The fund only or predominantly holds bonds in its portfolio.
 - e. The current reported NAIC Designation was derived from the public credit rating(s) with annual surveillance assigned by an NAIC CRP in its legal capacity as an NRSRO.
 - f. The public credit rating(s) with annual surveillance assigned by an NAIC CRP has not lapsed.
- Has the reporting entity assigned FE to Schedule BA non-registered private funds that complied with the above criteria? Yes [] No [X]

GENERAL INTERROGATORIES

PART 2 - LIFE AND ACCIDENT AND HEALTH COMPANIES/FRATERNAL BENEFIT SOCIETIES

Life and Accident Health Companies/Fraternal Benefit Societies:

1. Report the statement value of mortgage loans at the end of this reporting period for the following categories: 1
Amount
- 1.1 Long-Term Mortgages In Good Standing
- 1.11 Farm Mortgages\$.....
- 1.12 Residential Mortgages\$.....
- 1.13 Commercial Mortgages\$.....
- 1.14 Total Mortgages in Good Standing\$.....
- 1.2 Long-Term Mortgages In Good Standing with Restructured Terms
- 1.21 Total Mortgages in Good Standing with Restructured Terms.....\$.....
- 1.3 Long-Term Mortgage Loans Upon which Interest is Overdue more than Three Months
- 1.31 Farm Mortgages\$.....
- 1.32 Residential Mortgages\$.....
- 1.33 Commercial Mortgages\$.....
- 1.34 Total Mortgages with Interest Overdue more than Three Months\$.....
- 1.4 Long-Term Mortgage Loans in Process of Foreclosure
- 1.41 Farm Mortgages\$.....
- 1.42 Residential Mortgages\$.....
- 1.43 Commercial Mortgages\$.....
- 1.44 Total Mortgages in Process of Foreclosure\$.....
- 1.5 Total Mortgage Loans (Lines 1.14 + 1.21 + 1.34 + 1.44) (Page 2, Column 3, Lines 3.1 + 3.2)\$.....
- 1.6 Long-Term Mortgages Foreclosed, Properties Transferred to Real Estate in Current Quarter
- 1.61 Farm Mortgages\$.....
- 1.62 Residential Mortgages\$.....
- 1.63 Commercial Mortgages\$.....
- 1.64 Total Mortgages Foreclosed and Transferred to Real Estate\$.....
2. Operating Percentages:
- 2.1 A&H loss percent 78.600 %
- 2.2 A&H cost containment percent 4.700 %
- 2.3 A&H expense percent excluding cost containment expenses 44.800 %
- 3.1 Do you act as a custodian for health savings accounts? Yes [] No [X]
- 3.2 If yes, please provide the amount of custodial funds held as of the reporting date\$.....
- 3.3 Do you act as an administrator for health savings accounts? Yes [] No [X]
- 3.4 If yes, please provide the balance of the funds administered as of the reporting date\$.....
4. Is the reporting entity licensed or chartered, registered, qualified, eligible or writing business in at least two states? Yes [X] No []
- 4.1 If no, does the reporting entity assume reinsurance business that covers risks residing in at least one state other than the state of domicile of the reporting entity? Yes [] No []

Fraternal Benefit Societies Only:

- 5.1 In all cases where the reporting entity has assumed accident and health risks from another company, provisions should be made in this statement on account of such reinsurances for reserve equal to that which the original company would have been required to establish had it retained the risks. Has this been done? Yes [] No [] N/A []
- 5.2 If no, explain:
.....
- 6.1 Does the reporting entity have outstanding assessments in the form of liens against policy benefits that have increased surplus? Yes [] No []
- 6.2 If yes, what is the date(s) of the original lien and the total outstanding balance of liens that remain in surplus?

Date	Outstanding Lien Amount
.....

STATEMENT AS OF SEPTEMBER 30, 2023 OF THE American National Life Insurance Company of Texas

SCHEDULE T - PREMIUMS AND ANNUITY CONSIDERATIONS

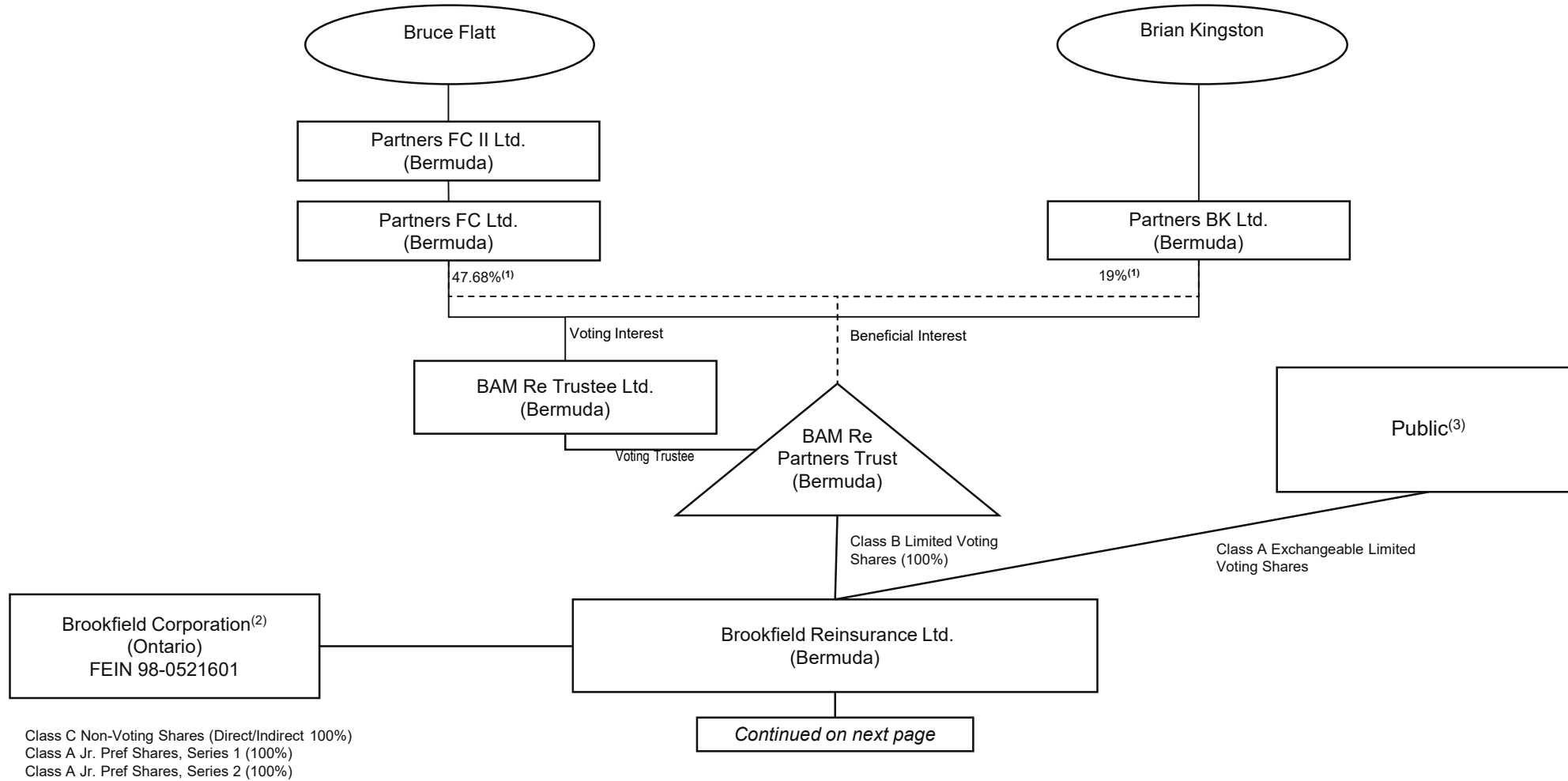
Current Year To Date - Allocated by States and Territories

1	Direct Business Only						
	2	3	4	5	6	7	
States, Etc.	Life Insurance Premiums	Annuity Considerations	Accident and Health Insurance Premiums, Including Policy, Membership and Other Fees	Other Considerations	Total Columns 2 Through 5	Deposit-Type Contracts	
1. Alabama	81,657		11,802		93,459		
2. Alaska	5,333		8,517		13,850		
3. Arizona	19,827		2,938,375		2,958,202		
4. Arkansas	47,488		103,342		150,830		
5. California	145,629		2,077,294		2,222,923		
6. Colorado	34,964		216,332		251,296		
7. Connecticut	17,081		14,238		31,319		
8. Delaware	2,151		321,883		324,034		
9. District of Columbia							
10. Florida	360,671		174,322		534,993		
11. Georgia	69,765		121,351		191,116		
12. Hawaii	53,784		58,201		111,985		
13. Idaho	3,185		139,920		143,105		
14. Illinois	58,987		237,414		296,401		
15. Indiana	34,497		653,333		687,830		
16. Iowa	16,324		419,479		435,803		
17. Kansas	9,750		343,523		353,273		
18. Kentucky	66,185		98,444		164,629		
19. Louisiana	61,321		147,570		208,891		
20. Maine	2,546	100			2,646		
21. Maryland	53,519		348,211		401,730		
22. Massachusetts	14,616	57,644	31,622		103,882		
23. Michigan	32,768	29	442,994		475,791		
24. Minnesota	200,992		17,905		218,897		
25. Mississippi	40,439		283,760		324,199		
26. Missouri	80,543		3,444,079		3,524,622		
27. Montana	1,337		21,439		22,776		
28. Nebraska	6,124		223,527		229,651		
29. Nevada	45,014		1,111,228		1,156,242		
30. New Hampshire	630				630		
31. New Jersey	5,673		8,486		14,159		
32. New Mexico	43,788		45,859		89,647		
33. New York	7,646		7,080		14,726		
34. North Carolina	163,690	30	299,539		463,259		
35. North Dakota	68		466		534		
36. Ohio	62,664		985,511		1,048,175		
37. Oklahoma	76,210		475,805		552,015		
38. Oregon	3,336		1,319,334		1,322,670		
39. Pennsylvania	50,325		220,697		271,022		
40. Rhode Island		84	4,043		4,127		
41. South Carolina	28,936		229,752		258,688		
42. South Dakota	16,845		12,425		29,270		
43. Tennessee	172,477		211,752		384,229		
44. Texas	784,003		14,231,833		15,015,836		
45. Utah	52,147		380,597		432,744		
46. Vermont	1,122		5,092		6,214		
47. Virginia	69,876		56,453		126,329		
48. Washington	11,385		136,677		148,062		
49. West Virginia	30,018		354,056		384,074		
50. Wisconsin	48,846		86,649		135,495		
51. Wyoming	2,957		137,397		140,354		
52. American Samoa							
53. Guam	3,059				3,059		
54. Puerto Rico	(60)				(60)		
55. U.S. Virgin Islands							
56. Northern Mariana Islands							
57. Canada							
58. Aggregate Other Aliens	21,455				21,455		
59. Subtotal	3,223,593	57,887	33,219,608		36,501,088		
90. Reporting entity contributions for employee benefits plans	XXX						
91. Dividends or refunds applied to purchase paid-up additions and annuities	XXX						
92. Dividends or refunds applied to shorten endowment or premium paying period	XXX						
93. Premium or annuity considerations waived under disability or other contract provisions	10,490				10,490		
94. Aggregate or other amounts not allocable by State	XXX						
95. Totals (Direct Business)	3,234,083	57,887	33,219,608		36,511,578		
96. Plus Reinsurance Assumed			112,754,912		112,754,912		
97. Totals (All Business)	3,234,083	57,887	145,974,520		149,266,490		
98. Less Reinsurance Ceded	916,855		136,775,562		137,692,417		
99. Totals (All Business) less Reinsurance Ceded	2,317,228	57,887	9,198,958		11,574,073		
DETAILS OF WRITE-INS							
58001. MEX Mexico	18,000				18,000		
58002. USA Overseas Military	3,455				3,455		
58003.	XXX						
58998. Summary of remaining write-ins for Line 58 from overflow page	XXX						
58999. Totals (Lines 58001 through 58003 plus 58998)(Line 58 above)	21,455				21,455		
9401.	XXX						
9402.	XXX						
9403.	XXX						
9498. Summary of remaining write-ins for Line 94 from overflow page	XXX						
9499. Totals (Lines 9401 through 9403 plus 9498)(Line 94 above)	XXX						

(a) Active Status Counts:

- 1. L - Licensed or Chartered - Licensed insurance carrier or domiciled RRG..... 48
- 2. R - Registered - Non-domiciled RRGs.....
- 3. E - Eligible - Reporting entities eligible or approved to write surplus lines in the state.....
- 4. Q - Qualified - Qualified or accredited reinsurer.....
- 5. N - None of the above - Not allowed to write business in the state..... 9

**SCHEDULE Y - INFORMATION CONCERNING ACTIVITIES OF INSURER MEMBERS OF A HOLDING COMPANY GROUP
PART 1 - ORGANIZATIONAL CHART**



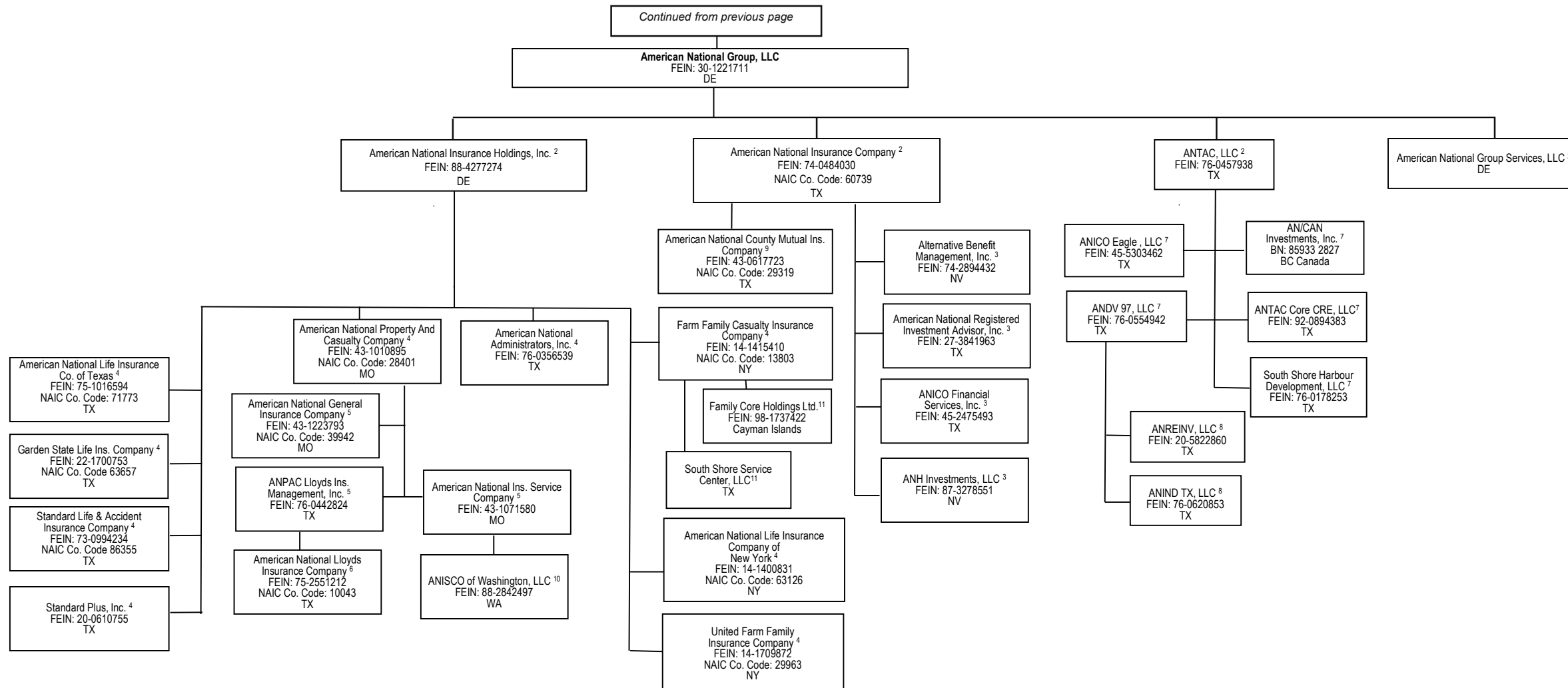
12

(1) This percentage represents both the percentage of beneficial interest in the BAM Re Partners Trust and the percentage of voting interest in BAM Re Trustee Ltd., which are the same percentage numbers. The remaining 33.32% beneficial interest in BAM Re Partners Trust and 33.32% voting interest in its trustee, BAM Re Trustee, is held through entities owned by (i) Sachin Shah (6.66%), (ii) Anuj Ranjan (6.66%) (iii) Connor Teskey(6.66%), (iv) Cyrus Madon (6.66%) and (v) Sam Pollock (6.66%).

(2) Pursuant to Commissioner's Order No. 2022-7321 (HCS No. 1130540), Brookfield Corporation is not a control person within the Registrants' holding company system, however Brookfield Corporation is included in this organizational chart due to certain commitments made by Brookfield Corporation in connection with its disclaimer of affiliation filing.

(3) To the Company's knowledge based on filings made with the SEC as of the date hereof, Bruce Flatt is the only person holding 10% or more of the voting power of the Brookfield Reinsurance Ltd. Class A Shares

SCHEDULE Y - INFORMATION CONCERNING ACTIVITIES OF INSURER MEMBERS OF A HOLDING COMPANY GROUP
Abbreviated Organizational Chart (continued)¹



12.2

(1) In addition to the entities shown in this chart, American National Group, LLC owns a direct or indirect interest in certain other entities, primarily in connection with real estate and other investments.
 (2) 100% owned by American National Group, LLC.
 (3) 100% owned by American National Insurance Company.
 (4) 100% owned by American National Insurance Holdings, Inc.
 (5) 100% owned by American National Property And Casualty Company.

(6) Not a subsidiary company, but managed by ANPAC Lloyds Insurance Management, Inc.
 (7) 100% owned by ANTAC, LLC.
 (8) 100% owned by ANDV 97, LLC.
 (9) Not a subsidiary company but managed by American National Insurance Company.
 (10) 100% owned by American National Insurance Service Company.
 (11) 100% owned by Farm Family Casualty Insurance Company

STATEMENT AS OF SEPTEMBER 30, 2023 OF THE American National Life Insurance Company of Texas

SCHEDULE Y
PART 1A - DETAIL OF INSURANCE HOLDING COMPANY SYSTEM

1	2	3	4	5	6	7	8	9	10	11	12	13	14	15	16
Group Code	Group Name	NAIC Company Code	ID Number	Federal RSSD	CIK	Name of Securities Exchange if Publicly Traded (U.S. or International)	Names of Parent, Subsidiaries Or Affiliates	Domiciliary Location	Relationship to Reporting Entity	Directly Controlled by (Name of Entity/Person)	Type of Control (Ownership, Board, Management, Attorney-in-Fact, Influence, Other)	If Control is Ownership Provide Percentage	Ultimate Controlling Entity(ies)/Person(s)	Is an SCA Filing Required? (Yes/No)	*
.0408	Brookfield Reinsurance Ltd. Group	60739	74-0484030	1343722	0		American National Insurance Company	TX	IA	American National Group, LLC	Ownership	100.000	Brookfield Reinsurance Ltd.	NO	1
.0408	Brookfield Reinsurance Ltd. Group	71773	75-1016594	1343731	0		American National Life Insurance Company of Texas	TX	RE	American National Insurance Holdings, Inc.	Ownership	100.000	Brookfield Reinsurance Ltd.	NO	1
.0408	Brookfield Reinsurance Ltd. Group	86355	73-0994234		0		Standard Life and Accident Insurance Company	TX	IA	American National Insurance Holdings, Inc.	Ownership	100.000	Brookfield Reinsurance Ltd.	NO	1
.0408	Brookfield Reinsurance Ltd. Group	63657	22-1700753		0		Garden State Life Insurance Company	TX	IA	American National Insurance Holdings, Inc.	Ownership	100.000	Brookfield Reinsurance Ltd.	NO	1
.0408	Brookfield Reinsurance Ltd. Group	63126	14-1400831		0		American National Life Insurance Company of New York	NY	IA	American National Insurance Holdings, Inc.	Ownership	100.000	Brookfield Reinsurance Ltd.	NO	1
.0408	Brookfield Reinsurance Ltd. Group	13803	14-1415410		0		Farm Family Casualty Insurance Company	NY	IA	American National Insurance Holdings, Inc.	Ownership	100.000	Brookfield Reinsurance Ltd.	NO	1
.0408	Brookfield Reinsurance Ltd. Group	29963	14-1709872		0		United Farm Family Insurance Company	NY	IA	American National Insurance Holdings, Inc.	Ownership	100.000	Brookfield Reinsurance Ltd.	NO	1
.0408	Brookfield Reinsurance Ltd. Group	28401	43-1010895	1343946	0		American National Property and Casualty Company	MO	IA	American National Insurance Holdings, Inc.	Ownership	100.000	Brookfield Reinsurance Ltd.	YES	1
.0408	Brookfield Reinsurance Ltd. Group	39942	43-1223793		0		American National General Insurance Company	MO	IA	American National Property and Casualty Company	Ownership	100.000	Brookfield Reinsurance Ltd.	NO	1
.0408	Brookfield Reinsurance Ltd. Group	29319	43-0617723		0		American National County Mutual Insurance Company	TX	IA	American National Insurance Company	Management	0.000	Brookfield Reinsurance Ltd.	NO	1
.0408	Brookfield Reinsurance Ltd. Group	10043	75-2551212		0		American National Lloyds Insurance Company	TX	IA	ANPAC Lloyds Insurance Management, Inc.	Attorney-In-Fact	0.000	Brookfield Reinsurance Ltd.	NO	1
.0408	Brookfield Reinsurance Ltd. Group	00000	30-1221711		0		American National Group, LLC	DE	UIP	BAMR US Holdings LLC	Ownership	100.000	Brookfield Reinsurance Ltd.	NO	1
.0408	Brookfield Reinsurance Ltd. Group	00000	88-4277274		0		American National Insurance Holdings, Inc.	DE	UDP	American National Group, LLC	Ownership	100.000	Brookfield Reinsurance Ltd.	NO	1
.0408	Brookfield Reinsurance Ltd. Group	00000	87-3278551		0		ANH Investments, LLC	NV	NIA	American National Insurance Company	Ownership	100.000	Brookfield Reinsurance Ltd.	NO	1
.0408	Brookfield Reinsurance Ltd. Group	00000	76-0457938		0		ANTAC, LLC	TX	NIA	American National Group, LLC	Ownership	100.000	Brookfield Reinsurance Ltd.	NO	1
.0408	Brookfield Reinsurance Ltd. Group	00000	27-3841963		1518195		American National Registered Investment Advisor, Inc.	TX	NIA	American National Insurance Company	Ownership	100.000	Brookfield Reinsurance Ltd.	NO	1
.0408	Brookfield Reinsurance Ltd. Group	00000	74-2894432		0		Alternative Benefit Management, Inc.	NV	NIA	American National Insurance Company	Ownership	100.000	Brookfield Reinsurance Ltd.	NO	1
.0408	Brookfield Reinsurance Ltd. Group	00000	45-2475493		0		ANICO Financial Services, Inc.	TX	NIA	American National Insurance Company	Ownership	100.000	Brookfield Reinsurance Ltd.	NO	1
.0408	Brookfield Reinsurance Ltd. Group	00000	76-0356539		0		American National Administrators, Inc.	TX	NIA	American National Insurance Holdings, Inc.	Ownership	100.000	Brookfield Reinsurance Ltd.	NO	1
.0408	Brookfield Reinsurance Ltd. Group	00000	43-1071580		0		American National Insurance Service Company	MO	NIA	American National Property and Casualty Company	Ownership	100.000	Brookfield Reinsurance Ltd.	NO	1
.0408	Brookfield Reinsurance Ltd. Group	00000	88-2842497		0		ANISCO of Washington, LLC	WA	NIA	American National Insurance Service Company	Ownership	100.000	Brookfield Reinsurance Ltd.	NO	1
.0408	Brookfield Reinsurance Ltd. Group	00000	76-0442824		0		ANPAC Lloyds Insurance Management, Inc.	TX	NIA	American National Property and Casualty Company	Ownership	100.000	Brookfield Reinsurance Ltd.	NO	1
.0408	Brookfield Reinsurance Ltd. Group	00000	76-0620853		0		ANIND TX, LLC	TX	NIA	ANDV 97, LLC	Ownership	100.000	Brookfield Reinsurance Ltd.	NO	1
.0408	Brookfield Reinsurance Ltd. Group	00000	20-5822860		0		ANREINV, LLC	TX	NIA	ANDV 97, LLC	Ownership	100.000	Brookfield Reinsurance Ltd.	NO	1
.0408	Brookfield Reinsurance Ltd. Group	00000	76-0554942		0		ANDV 97, LLC	TX	NIA	ANTAC, LLC	Ownership	100.000	Brookfield Reinsurance Ltd.	NO	1
.0408	Brookfield Reinsurance Ltd. Group	00000	45-5303462		0		ANICO Eagle, LLC	TX	NIA	ANTAC, LLC	Ownership	100.000	Brookfield Reinsurance Ltd.	NO	1
.0408	Brookfield Reinsurance Ltd. Group	00000	85-9332827		0		AN/CAN Investments, Inc.	CAN	NIA	ANTAC, LLC	Ownership	100.000	Brookfield Reinsurance Ltd.	NO	1
.0408	Brookfield Reinsurance Ltd. Group	00000	98-1672376		0		Freestone Re Ltd.	BMJ	IA	American National Group, LLC	Ownership	100.000	Brookfield Reinsurance Ltd.	NO	1
.0408	Brookfield Reinsurance Ltd. Group	00000	76-0178253		0		South Shore Harbour Development, LLC	TX	NIA	ANTAC, LLC	Ownership	100.000	Brookfield Reinsurance Ltd.	NO	1
.0408	Brookfield Reinsurance Ltd. Group	00000	20-0610755		0		Standard Plus, Inc.	TX	NIA	Standard Life and Accident Insurance Company	Ownership	100.000	Brookfield Reinsurance Ltd.	NO	1
.0408	Brookfield Reinsurance Ltd. Group	00000	45-5303462		0		BAMR US Holdings (Bermuda) I Ltd.	BMJ	UIP	BAM Re Holdings Ltd.	Ownership	100.000	Brookfield Reinsurance Ltd.	NO	1
.0408	Brookfield Reinsurance Ltd. Group	00000	85-9332827		0		BAM Re Holdings Ltd.	BMJ	UIP	Brookfield Reinsurance Ltd.	Ownership	100.000	Brookfield Reinsurance Ltd.	NO	1
.0408	Brookfield Reinsurance Ltd. Group	00000	20-1134768		1837429	NYSE, TSX	Brookfield Reinsurance Ltd.	BMJ	UIP	BAM Re Partners Trust	Other	0.000	Bruce Flatt and Brian Kingston	NO	2
.0408	Brookfield Reinsurance Ltd. Group	00000	98-1672376		0		BAM Re Partners Trust	BMJ	UIP	BAM Re Trustee Ltd.	Management	0.000	Bruce Flatt and Brian Kingston	NO	
.0408	Brookfield Reinsurance Ltd. Group	00000	76-0178253		0		BAM Re Trustee Ltd.	BMJ	UIP	Partners FC Ltd.	Ownership	47.680	Bruce Flatt	NO	
.0408	Brookfield Reinsurance Ltd. Group	00000	20-0610755		0		BAM Re Trustee Ltd.	BMJ	UIP	Partners BK Ltd.	Ownership	19.000	Brian Kingston	NO	

STATEMENT AS OF SEPTEMBER 30, 2023 OF THE American National Life Insurance Company of Texas

SCHEDULE Y
PART 1A - DETAIL OF INSURANCE HOLDING COMPANY SYSTEM

1	2	3	4	5	6	7	8	9	10	11	12	13	14	15	16
Group Code	Group Name	NAIC Company Code	ID Number	Federal RSSD	CIK	Name of Securities Exchange if Publicly Traded (U.S. or International)	Names of Parent, Subsidiaries Or Affiliates	Domi-ciliary Location	Relation-ship to Reporting Entity	Directly Controlled by (Name of Entity/Person)	Type of Control (Ownership, Board, Management, Attorney-in-Fact, Influence, Other)	If Control is Ownership Provide Percentage	Ultimate Controlling Entity(ies)/Person(s)	Is an SCA Filing Re-quired? (Yes/No)	*
.0408	Brookfield Reinsurance Ltd. Group	00000			0		Partners FC Ltd.	.BMJ	UIP	Partners FC II Ltd.	Ownership	100.000	Bruce Flatt	NO	
.0408	Brookfield Reinsurance Ltd. Group	00000			0		Partners FC II Ltd.	.BMJ	UIP	Bruce Flatt	Ownership	100.000	Bruce Flatt	NO	
.0408	Brookfield Reinsurance Ltd. Group	00000			0		Partners BK Ltd.	.BMJ	UIP	Brian Kingston	Ownership	100.000	Brian Kingston	NO	
.0408	Brookfield Reinsurance Ltd. Group	00000	98-1566597		0		Brookfield Reinsurance Investments LP	.DE	NIA	BAM Reinsurance LLC	Management	0.000	Brookfield Reinsurance Ltd.	NO	1
.0408	Brookfield Reinsurance Ltd. Group	00000	86-3528887		0		BAM Reinsurance LLC	.DE	NIA	BAMR US Holdings LLC	Ownership	100.000	Brookfield Reinsurance Ltd.	NO	1
.0408	Brookfield Reinsurance Ltd. Group	00000			0		BAMR Holdings Ltd.	.BMJ	NIA	Brookfield Reinsurance Ltd.	Ownership	100.000	Brookfield Reinsurance Ltd.	NO	1
.0408	Brookfield Reinsurance Ltd. Group	00000			0		BAM Ri (UK) Limited	.GBR	NIA	BAMR Holdings Ltd.	Ownership	100.000	Brookfield Reinsurance Ltd.	NO	1
.0408	Brookfield Reinsurance Ltd. Group	00000			0		BAM Re Canada Services Inc.	.CAN	NIA	BAMR Holdings Ltd.	Ownership	100.000	Brookfield Reinsurance Ltd.	NO	1
.0408	Brookfield Reinsurance Ltd. Group	00000			0		BAM Services (Barbados) Inc.	.BRB	NIA	BAMR Holdings Ltd.	Ownership	100.000	Brookfield Reinsurance Ltd.	NO	1
.0408	Brookfield Reinsurance Ltd. Group	00000			0		BAMR Freestone Holdings kft.	.HUN	NIA	BAM Re Holdings Ltd.	Ownership	100.000	Brookfield Reinsurance Ltd.	NO	1
.0408	Brookfield Reinsurance Ltd. Group	00000			0		Brookfield Annuity Holdings Inc.	.CAN	NIA	BAM Re Holdings Ltd.	Ownership	100.000	Brookfield Reinsurance Ltd.	NO	1
.0408	Brookfield Reinsurance Ltd. Group	00000			0		North End Re (Cayman) SPC	.CYM	NIA	BAM Re Holdings Ltd.	Ownership	100.000	Brookfield Reinsurance Ltd.	NO	1
.0408	Brookfield Reinsurance Ltd. Group	00000			0		North End Re Ltd.	.BMJ	IA	BAM Re Holdings Ltd.	Ownership	100.000	Brookfield Reinsurance Ltd.	NO	1
.0408	Brookfield Reinsurance Ltd. Group	00000	38-4088410		0		Brookfield Annuity US Inc.	.DE	NIA	Brookfield Annuity Company	Ownership	100.000	Brookfield Reinsurance Ltd.	NO	1
.0408	Brookfield Reinsurance Ltd. Group	00000	98-1672376		0		Brookfield Annuity Company	.CAN	IA	Brookfield Annuity Holdings Inc.	Ownership	100.000	Brookfield Reinsurance Ltd.	NO	1
.2658	American Equity Investment Group	00000	42-1447959	3981379	1039828	NYSE	American Equity Investment Life Holding Company	.IA	NIA	North End Re (Cayman) SPC	Ownership	14.040	Shareholders	NO	
.0408	Brookfield Reinsurance Ltd. Group	00000			0		BAM Re Capital Management Ltd.	.BMJ	NIA	Brookfield Reinsurance Ltd.	Ownership	100.000	Brookfield Reinsurance Ltd.	NO	1
.0408	Brookfield Reinsurance Ltd. Group	00000			0		BAM Re Holdings (DIFC) Ltd.	.ARE	NIA	Brookfield Reinsurance Ltd.	Ownership	100.000	Brookfield Reinsurance Ltd.	NO	1
.0408	Brookfield Reinsurance Ltd. Group	00000			0		BAM Re UK Holdings Ltd.	.GBR	NIA	Brookfield Reinsurance Ltd.	Ownership	100.000	Brookfield Reinsurance Ltd.	NO	1
.0408	Brookfield Reinsurance Ltd. Group	00000	92-0894383		0		BAMR US Holdings LLC	.DE	NIA	BAMR US Holdings (Bermuda) I Ltd.	Ownership	100.000	Brookfield Reinsurance Ltd.	NO	1
.0408	Brookfield Reinsurance Ltd. Group	00000			0		Brookfield Annuity Holdings UK Ltd.	.GBR	NIA	BAM Re Holdings Ltd.	Ownership	100.000	Brookfield Reinsurance Ltd.	NO	1
.0408	Brookfield Reinsurance Ltd. Group	00000			0		Brookfield Annuity Company UK Ltd.	.GBR	IA	Brookfield Annuity Holdings UK Ltd.	Ownership	100.000	Brookfield Reinsurance Ltd.	NO	1
.0408	Brookfield Reinsurance Ltd. Group	00000			0		Brookfield Capital Solutions LLC	.DE	NIA	BAMR US Holdings LLC	Ownership	100.000	Brookfield Reinsurance Ltd.	NO	1
.0408	Brookfield Reinsurance Ltd. Group	00000			0		Volta Holdings LP	.CYM	NIA	BAMR Holdings Ltd.	Management	0.000	Brookfield Reinsurance Ltd.	NO	1
.0408	Brookfield Reinsurance Ltd. Group	00000	87-3288802		0		121 Village Corner Development, Ltd.	.TX	NIA	ANREINV, LLC	Management	0.000	Brookfield Reinsurance Ltd.	NO	1
.0408	Brookfield Reinsurance Ltd. Group	00000	36-4814921		0		121 Village Lots 2/3, Ltd.	.TX	NIA	ANREINV, LLC	Management	0.000	Brookfield Reinsurance Ltd.	NO	1
.0408	Brookfield Reinsurance Ltd. Group	00000			0		1363015 Alberta Ltd.	.CAN	NIA	Chipman Development Corporation	Ownership	100.000	Brookfield Reinsurance Ltd.	NO	1
.0408	Brookfield Reinsurance Ltd. Group	00000	26-4431276		0		ANCAP Jasper, LLC	.SC	NIA	ANICO Eagle, LLC	Ownership	100.000	Brookfield Reinsurance Ltd.	NO	1
.0408	Brookfield Reinsurance Ltd. Group	00000	26-4730727		0		ANCAP Jasper II, LLC	.SC	NIA	ANICO Eagle, LLC	Ownership	100.000	Brookfield Reinsurance Ltd.	NO	1
.0408	Brookfield Reinsurance Ltd. Group	00000			0		Argerich 2022-1, LLC	.DE	OTH	Argerich Holdco 2022-1, LLC	Ownership	100.000	Brookfield Reinsurance Ltd.	NO	1
.0408	Brookfield Reinsurance Ltd. Group	00000			0		Argerich Holdco 2022-1, LLC	.DE	OTH	BAMR US Holdings LLC	Management	0.000	Brookfield Reinsurance Ltd.	NO	13
.0408	Brookfield Reinsurance Ltd. Group	00000			0		BST Funding 2022-1, LLC	.DE	OTH	BST Holding 2022-1, LLC	Ownership	100.000	Brookfield Reinsurance Ltd.	NO	13
.0408	Brookfield Reinsurance Ltd. Group	00000			0		BST Holding 2022-1, LLC	.DE	OTH	American National Insurance Company	Ownership	100.000	Brookfield Reinsurance Ltd.	NO	13
.0408	Brookfield Reinsurance Ltd. Group	00000			0		BST Holdings 2022-1E Ltd	.CYM	OTH	American National Insurance Company	Ownership	100.000	Brookfield Reinsurance Ltd.	NO	13
.0408	Brookfield Reinsurance Ltd. Group	00000			0		BST Holdings 2022-2E Ltd	.CYM	OTH	American National Insurance Company	Ownership	100.000	Brookfield Reinsurance Ltd.	NO	13
.0408	Brookfield Reinsurance Ltd. Group	00000			0		BST Holdings 2022-3E Ltd	.CYM	OTH	American National Insurance Company	Ownership	100.000	Brookfield Reinsurance Ltd.	NO	13
.0408	Brookfield Reinsurance Ltd. Group	00000			0		BST Funding 2022-1E Ltd	.CYM	OTH	BST Holdings 2022-1E Ltd	Ownership	100.000	Brookfield Reinsurance Ltd.	NO	13
.0408	Brookfield Reinsurance Ltd. Group	00000			0		BST Funding 2022-2E Ltd	.CYM	OTH	BST Holdings 2022-2E Ltd	Ownership	100.000	Brookfield Reinsurance Ltd.	NO	13
.0408	Brookfield Reinsurance Ltd. Group	00000			0		BST Funding 2022-3E Ltd	.CYM	OTH	BST Holdings 2022-3E Ltd	Ownership	100.000	Brookfield Reinsurance Ltd.	NO	13
.0408	Brookfield Reinsurance Ltd. Group	00000			0		Canadian Cottage Company Ltd.	.CAN	NIA	Chipman Holdings, Inc.	Ownership	100.000	Brookfield Reinsurance Ltd.	NO	1
.0408	Brookfield Reinsurance Ltd. Group	00000			0		Bach F1 2022-1, LLC	.DE	OTH	BAMR US Holdings LLC	Management	0.000	Brookfield Reinsurance Ltd.	NO	13
.0408	Brookfield Reinsurance Ltd. Group	00000			0		Bach F1 Intero 2022-1, LLC	.DE	OTH	Bach F1 2022-1, LLC	Ownership	100.000	Brookfield Reinsurance Ltd.	NO	13
.0408	Brookfield Reinsurance Ltd. Group	00000			0		Boccherini F2 2022-1, LLC	.DE	OTH	BAMR US Holdings LLC	Management	0.000	Brookfield Reinsurance Ltd.	NO	13
.0408	Brookfield Reinsurance Ltd. Group	00000			0		Boccherini F2 Intero 2022-1, LLC	.DE	OTH	Boccherini F2 2022-1, LLC	Ownership	100.000	Brookfield Reinsurance Ltd.	NO	13
.0408	Brookfield Reinsurance Ltd. Group	00000			0		Brahms PP Intero 2022-1, LLC	.DE	OTH	Brahms PP 2022-1, LLC	Ownership	100.000	Brookfield Reinsurance Ltd.	NO	13
.0408	Brookfield Reinsurance Ltd. Group	00000			0		Brahms PP 2022-1, LLC	.DE	OTH	BAMR US Holdings LLC	Management	0.000	Brookfield Reinsurance Ltd.	NO	13
.0408	Brookfield Reinsurance Ltd. Group	00000			0		Chipman Holdings, Inc.	.CAN	OTH	AN/CAN Investments, Inc.	Ownership	100.000	Brookfield Reinsurance Ltd.	NO	1
.0408	Brookfield Reinsurance Ltd. Group	00000			0		Chipman Industrial Park No. 1 Inc.	.CAN	NIA	Chipman Development Corporation	Ownership	100.000	Brookfield Reinsurance Ltd.	NO	1

STATEMENT AS OF SEPTEMBER 30, 2023 OF THE American National Life Insurance Company of Texas

SCHEDULE Y
PART 1A - DETAIL OF INSURANCE HOLDING COMPANY SYSTEM

1	2	3	4	5	6	7	8	9	10	11	12	13	14	15	16
Group Code	Group Name	NAIC Company Code	ID Number	Federal RSSD	CIK	Name of Securities Exchange if Publicly Traded (U.S. or International)	Names of Parent, Subsidiaries Or Affiliates	Domi-ciliary Location	Relation-ship to Reporting Entity	Directly Controlled by (Name of Entity/Person)	Type of Control (Ownership, Board, Management, Attorney-in-Fact, Influence, Other)	If Control is Ownership Provide Percentage	Ultimate Controlling Entity(ies)/Person(s)	Is an SCA Filing Re-quired? (Yes/No)	*
.0408	Brookfield Reinsurance Ltd. Group	00000	76-0621069	0	0		Eagle IND., L.P.	TX	NIA	ANIND TX, LLC	Management	0.000	Brookfield Reinsurance Ltd.	NO	1
.0408	Brookfield Reinsurance Ltd. Group	00000	83-2990147	0	0		Eagle Burlison Park LLC	TX	NIA	Eagle IND., LP	Ownership	100.000	Brookfield Reinsurance Ltd.	NO	1
.0408	Brookfield Reinsurance Ltd. Group	00000	83-2964071	0	0		Eagle Tri County LLC	TX	NIA	Eagle IND., LP	Ownership	100.000	Brookfield Reinsurance Ltd.	NO	1
.0408	Brookfield Reinsurance Ltd. Group	00000	20-4937509	0	0		Germann Road Land Development, LLC MRPL Retail Partners, Ltd. (Shops at Bella Terra)	CO	NIA	ANICO Eagle, LLC	Ownership	100.000	Brookfield Reinsurance Ltd.	NO	1
.0408	Brookfield Reinsurance Ltd. Group	00000	20-8243164	0	0		TC Blvd. Partners, LLC	TX	NIA	ANICO Eagle, LLC	Ownership	50.000	Brookfield Reinsurance Ltd.	NO	1
.0408	Brookfield Reinsurance Ltd. Group	00000	46-3426560	0	0		TC Blvd. Partners II, LLC	TX	NIA	ANICO Eagle, LLC	Ownership	87.680	Brookfield Reinsurance Ltd.	NO	1
.0408	Brookfield Reinsurance Ltd. Group	00000	46-3432650	0	0		Town and Country Partnership	TX	NIA	ANDV 97, LLC	Ownership	95.000	Brookfield Reinsurance Ltd.	NO	1
.0408	Brookfield Reinsurance Ltd. Group	00000	76-0444990	0	0		Town Center Partners, Ltd.	TX	NIA	TC Blvd. Partners, LLC	Management	87.680	Brookfield Reinsurance Ltd.	NO	1
.0408	Brookfield Reinsurance Ltd. Group	00000	80-0947060	0	0		TX Galileo LLC	DE	OTH	BAMR US Holdings LLC	Management	0.000	Brookfield Reinsurance Ltd.	NO	1
.0408	Brookfield Reinsurance Ltd. Group	00000	88-3971831	0	0		TX Hooke LLC	DE	OTH	BAMR US Holdings LLC	Management	0.000	Brookfield Reinsurance Ltd.	NO	13
.0408	Brookfield Reinsurance Ltd. Group	00000	88-3904685	0	0		TX Kepler LLC	DE	OTH	BAMR US Holdings LLC	Management	0.000	Brookfield Reinsurance Ltd.	NO	13
.0408	Brookfield Reinsurance Ltd. Group	00000	88-3957208	0	0		TX Leibniz LLC	DE	OTH	BAMR US Holdings LLC	Management	0.000	Brookfield Reinsurance Ltd.	NO	13
.0408	Brookfield Reinsurance Ltd. Group	00000	88-3871687	0	0		TX Newton LLC	DE	OTH	BAMR US Holdings LLC	Management	0.000	Brookfield Reinsurance Ltd.	NO	13
.0408	Brookfield Reinsurance Ltd. Group	00000	88-3889808	0	0		TX Wren LLC	DE	OTH	BAMR US Holdings LLC	Management	0.000	Brookfield Reinsurance Ltd.	NO	13
.0408	Brookfield Reinsurance Ltd. Group	00000	20-8668116	0	0		121 Village, Ltd.	TX	NIA	ANREINW, LLC	Management	0.000	Brookfield Reinsurance Ltd.	NO	1
.0408	Brookfield Reinsurance Ltd. Group	00000		0	0		BEP BID II Euro AIV L.P.	CYM	OTH	Brookfield Reinsurance Investments LP	Ownership	100.000	Brookfield Reinsurance Ltd.	NO	13
.0408	Brookfield Reinsurance Ltd. Group	00000		0	0		BAMR BID II US AIV LP	CYM	OTH	Brookfield Reinsurance Investments LP	Ownership	100.000	Brookfield Reinsurance Ltd.	NO	13
.0408	Brookfield Reinsurance Ltd. Group	00000		0	0		BAMR BID II AIV LP	CYM	OTH	American National Insurance Company	Ownership	100.000	Brookfield Reinsurance Ltd.	NO	13
.0408	Brookfield Reinsurance Ltd. Group	00000		0	0		Boole L.P.	CYM	OTH	American National Insurance Company	Ownership	54.000	Brookfield Reinsurance Ltd.	NO	13
.0408	Brookfield Reinsurance Ltd. Group	00000		0	0		Archimedes L.P.	CYM	OTH	American National Insurance Company	Ownership	53.000	Brookfield Reinsurance Ltd.	NO	13
.0408	Brookfield Reinsurance Ltd. Group	00000		0	0		Cantor L.P.	CYM	OTH	American National Insurance Company	Ownership	53.000	Brookfield Reinsurance Ltd.	NO	13
.0408	Brookfield Reinsurance Ltd. Group	00000		0	0		NER Note Issuer 1 Ltd.	CYM	OTH	North End Re (Cayman) SPC	Ownership	75.000	Brookfield Reinsurance Ltd.	NO	13
.0408	Brookfield Reinsurance Ltd. Group	00000		0	0		NER Note Issuer 2 Ltd.	CYM	OTH	American National Insurance Company	Ownership	75.000	Brookfield Reinsurance Ltd.	NO	13
.0408	Brookfield Reinsurance Ltd. Group	00000		0	0		NER Note Issuer 3 Ltd.	CYM	OTH	American National Insurance Company	Ownership	76.000	Brookfield Reinsurance Ltd.	NO	13
.0408	Brookfield Reinsurance Ltd. Group	00000		0	0		NER Asset Holdco 1 Ltd.	CYM	OTH	NER Note Issuer 1 Ltd.	Ownership	100.000	Brookfield Reinsurance Ltd.	NO	13
.0408	Brookfield Reinsurance Ltd. Group	00000		0	0		NER Asset Holdco 2 Ltd.	CYM	OTH	NER Note Issuer 2 Ltd.	Ownership	100.000	Brookfield Reinsurance Ltd.	NO	13
.0408	Brookfield Reinsurance Ltd. Group	00000		0	0		NER Asset Holdco 3 Ltd.	CYM	OTH	NER Note Issuer 3 Ltd.	Ownership	100.000	Brookfield Reinsurance Ltd.	NO	13
.0408	Brookfield Reinsurance Ltd. Group	00000	98-1684989	0	0		Bylsma 2022-1, Ltd.	CYM	OTH	American National Insurance Company	Ownership	81.000	Brookfield Reinsurance Ltd.	NO	13
.0408	Brookfield Reinsurance Ltd. Group	00000	98-1685005	0	0		Casals 2022-1, Ltd.	CYM	OTH	American National Insurance Company	Ownership	81.000	Brookfield Reinsurance Ltd.	NO	13
.0408	Brookfield Reinsurance Ltd. Group	00000	98-1685038	0	0		Dupre 2022-1, Ltd.	CYM	OTH	American National Insurance Company	Ownership	100.000	Brookfield Reinsurance Ltd.	NO	13
.0408	Brookfield Reinsurance Ltd. Group	00000		0	0		Bylsma 2022-1, LLC	DE	OTH	Bylsma 2022-1, Ltd.	Ownership	100.000	Brookfield Reinsurance Ltd.	NO	13
.0408	Brookfield Reinsurance Ltd. Group	00000		0	0		Casals 2022-1, LLC	DE	OTH	Casals 2022-1, Ltd.	Ownership	100.000	Brookfield Reinsurance Ltd.	NO	13
.0408	Brookfield Reinsurance Ltd. Group	00000		0	0		Dupre 2022-1, LLC	DE	OTH	Dupre 2022-1, Ltd.	Ownership	100.000	Brookfield Reinsurance Ltd.	NO	13
.0408	Brookfield Reinsurance Ltd. Group	00000	88-1138054	0	0		BGL PT Land, LLC	DE	OTH	Brookfield Reinsurance Investments LP	Ownership	100.000	Brookfield Reinsurance Ltd.	NO	13
.0408	Brookfield Reinsurance Ltd. Group	00000		0	0		BGL PT, LLC	DE	OTH	Brookfield Reinsurance Investments LP	Ownership	100.000	Brookfield Reinsurance Ltd.	NO	13
.0408	Brookfield Reinsurance Ltd. Group	00000	98-1691929	0	0		Atreides Leto Holdco 2022-1 Ltd.	CYM	OTH	American National Insurance Company	Ownership	100.000	Brookfield Reinsurance Ltd.	NO	13
.0408	Brookfield Reinsurance Ltd. Group	00000	98-1691732	0	0		Atreides Paul Holdco 2022-1 Ltd.	CYM	OTH	American National Insurance Company	Ownership	100.000	Brookfield Reinsurance Ltd.	NO	13
.0408	Brookfield Reinsurance Ltd. Group	00000	98-1695168	0	0		Atreides Paul Holdco 2022-1 Ltd.	CYM	OTH	Atreides Paul Holdco 2022-1 Ltd.	Ownership	100.000	Brookfield Reinsurance Ltd.	NO	13
.0408	Brookfield Reinsurance Ltd. Group	00000	98-1694739	0	0		Atreides Leto 2022-1 Ltd.	CYM	OTH	Atreides Leto Holdco 2022-1 Ltd.	Ownership	100.000	Brookfield Reinsurance Ltd.	NO	13
.0408	Brookfield Reinsurance Ltd. Group	00000	98-1693420	0	0		Atreides 2022-1 Ltd.	CYM	OTH	Atreides Leto Holdco 2022-1 Ltd.	Ownership	80.000	Brookfield Reinsurance Ltd.	NO	13
.0408	Brookfield Reinsurance Ltd. Group	00000		0	0		BGL Pinehurst Land, LLC	DE	OTH	BAMR US Holdings LLC	Management	0.000	Brookfield Reinsurance Ltd.	NO	13
.0408	Brookfield Reinsurance Ltd. Group	00000		0	0		BLI Pinehurst Mezz, LLC	DE	OTH	BAMR US Holdings LLC	Management	0.000	Brookfield Reinsurance Ltd.	NO	13
.0408	Brookfield Reinsurance Ltd. Group	00000		0	0		BGL Pinehurst, LLC	DE	OTH	BAMR US Holdings LLC	Management	0.000	Brookfield Reinsurance Ltd.	NO	13
.0408	Brookfield Reinsurance Ltd. Group	00000		0	0		BLI Pinehurst, LLC	DE	OTH	BLI Pinehurst Mezz, LLC	Ownership	100.000	Brookfield Reinsurance Ltd.	NO	13
.0408	Brookfield Reinsurance Ltd. Group	00000		0	0		BAM Re Bermuda Real Estate JV Member Ltd.	BMJ	OTH	BAM Re Holdings Ltd.	Ownership	49.000	Brookfield Reinsurance Ltd.	NO	

STATEMENT AS OF SEPTEMBER 30, 2023 OF THE American National Life Insurance Company of Texas

SCHEDULE Y
PART 1A - DETAIL OF INSURANCE HOLDING COMPANY SYSTEM

1	2	3	4	5	6	7	8	9	10	11	12	13	14	15	16
Group Code	Group Name	NAIC Company Code	ID Number	Federal RSSD	CIK	Name of Securities Exchange if Publicly Traded (U.S. or International)	Names of Parent, Subsidiaries Or Affiliates	Domi-ciliary Location	Relation-ship to Reporting Entity	Directly Controlled by (Name of Entity/Person)	Type of Control (Ownership, Board, Management, Attorney-in-Fact, Influence, Other)	If Control is Ownership Provide Percentage	Ultimate Controlling Entity(ies)/Person(s)	Is an SCA Filing Re-quired? (Yes/No)	*
.0408	Brookfield Reinsurance Ltd. Group	00000		0			Blue Investment SPE Ltd. Brookfield Bermuda Real Estate Holdings Ltd.	.BMJ	NIA	Brookfield Bermuda Real Estate Holdings Ltd.	Ownership	100.000	Brookfield Reinsurance Ltd.	NO	1
.0408	Brookfield Reinsurance Ltd. Group	00000		0			Brookfield Bermuda Real Estate JV LLC	.BMJ	NIA	Brookfield Bermuda Real Estate JV LLC	Ownership	100.000	Brookfield Reinsurance Ltd.	NO	1
.0408	Brookfield Reinsurance Ltd. Group	00000		0			Chipman Development Corporation	.CAN	NIA	AN/CAN Investments, Inc.	Ownership	100.000	Brookfield Reinsurance Ltd.	NO	1
.0408	Brookfield Reinsurance Ltd. Group	00000		0			Brookfield Bermuda Real Estate JV LLC	.BMJ	NIA	BAM Re Bermuda Real Estate JV Member Ltd.	Ownership	49.000	Brookfield Reinsurance Ltd.	NO	1
.0408	Brookfield Reinsurance Ltd. Group	00000		0			BNRE Bermuda Services Ltd.	.BMJ	NIA	BAMR Holdings Ltd.	Ownership	100.000	Brookfield Reinsurance Ltd.	NO	1
.0408	Brookfield Reinsurance Ltd. Group	00000	92-2035543	0			BNRE Triangle Acquisition Inc.	.DE	NIA	BAMR US Holdings LLC	Ownership	100.000	Brookfield Reinsurance Ltd.	NO	1
.0408	Brookfield Reinsurance Ltd. Group	00000	92-2064626	0			BNRE Triangle Merger Sub Inc.	.DE	NIA	BNRE Triangle Acquisition Inc.	Ownership	100.000	Brookfield Reinsurance Ltd.	NO	1
.0408	Brookfield Reinsurance Ltd. Group	00000		0			BNRE Bermuda Merger Sub Ltd.	.BMJ	NIA	BNRE Triangle Acquisition Inc.	Ownership	100.000	Brookfield Reinsurance Ltd.	NO	1
.0408	Brookfield Reinsurance Ltd. Group	00000		0			Grace Property Holdings Limited	.CYM	OTH	Brookfield Reinsurance Investments LP	Ownership	50.000	Brookfield Reinsurance Ltd.	NO	13
.0408	Brookfield Reinsurance Ltd. Group	00000		0			BNRE 77G Holdings Ltd.	.BMJ	OTH	BAM Re Holdings Ltd.	Ownership	100.000	Brookfield Reinsurance Ltd.	NO	13
.0408	Brookfield Reinsurance Ltd. Group	00000		0			2022 Ganymede Note Issuer LP	.DE	OTH	American National Insurance Company	Ownership	100.000	Brookfield Reinsurance Ltd.	NO	13
.0408	Brookfield Reinsurance Ltd. Group	00000		0			2022 Titan Note Issuer LP	.DE	OTH	American National Insurance Company	Ownership	100.000	Brookfield Reinsurance Ltd.	NO	13
.0408	Brookfield Reinsurance Ltd. Group	00000		0			2022 Europa Note Issuer LP	.DE	OTH	American National Insurance Company	Ownership	100.000	Brookfield Reinsurance Ltd.	NO	13
.0408	Brookfield Reinsurance Ltd. Group	00000		0			2022 IO Note Issuer LP	.DE	OTH	American National Insurance Company	Ownership	100.000	Brookfield Reinsurance Ltd.	NO	13
.0408	Brookfield Reinsurance Ltd. Group	00000		0			2022 Ceres Note Issuer LP	.DE	OTH	American National Insurance Company	Ownership	100.000	Brookfield Reinsurance Ltd.	NO	13
.0408	Brookfield Reinsurance Ltd. Group	00000		0			BREF VI Cayman 1 LP	.CYM	OTH	BAM Re Holdings Ltd.	Management	100.000	Brookfield Reinsurance Ltd.	NO	13
.0408	Brookfield Reinsurance Ltd. Group	00000		0			77G Propco Limited	.NJ	OTH	BNRE 77G Holdings Ltd.	Ownership	100.000	Brookfield Reinsurance Ltd.	NO	13
.0408	Brookfield Reinsurance Ltd. Group	00000		0			American National Group Services, LLC	.DE	NIA	American National Group, LLC	Ownership	100.000	Brookfield Reinsurance Ltd.	NO	1
.0408	Brookfield Reinsurance Ltd. Group	00000	92-0894383	0			ANTAC Core CRE, LLC	.TX	OTH	ANTAC, LLC	Ownership	100.000	Brookfield Reinsurance Ltd.	NO	13
.0408	Brookfield Reinsurance Ltd. Group	00000	98-1737422	0			Family Core Holdings Ltd.	.CYM	OTH	Farm Family Casualty Insurance Company	Ownership	100.000	Brookfield Reinsurance Ltd.	NO	13
.0408	Brookfield Reinsurance Ltd. Group	00000		0			Grace Reinsurance Ltd.	.BMJ	NIA	Freestone Re Ltd.	Ownership	100.000	Brookfield Reinsurance Ltd.	NO	1
.0408	Brookfield Reinsurance Ltd. Group	00000		0			One Liberty Plaza Property Holdings Limited	.CYM	OTH	Brookfield Reinsurance Investments LP	Ownership	43.840	Brookfield Reinsurance Ltd.	NO	13
.0408	Brookfield Reinsurance Ltd. Group	00000		0			Bay Adelaide Property Holdings Inc.	.CAN	OTH	ANTAC Core CRE LLC	Ownership	35.840	Brookfield Reinsurance Ltd.	NO	13
.0408	Brookfield Reinsurance Ltd. Group	00000		0			BFPL Toronto Property Holdings Inc.	.CAN	OTH	ANTAC Core CRE LLC	Ownership	35.722	Brookfield Reinsurance Ltd.	NO	13
.0408	Brookfield Reinsurance Ltd. Group	00000		0			BFPL Calgary Property Holdings Inc.	.CAN	OTH	Brookfield Reinsurance Investments LP	Ownership	34.518	Brookfield Reinsurance Ltd.	NO	13
.0408	Brookfield Reinsurance Ltd. Group	00000		0			1100 AoA Property Holdings Ltd.	.CYM	OTH	ANTAC Core CRE LLC	Ownership	36.015	Brookfield Reinsurance Ltd.	NO	13
.0408	Brookfield Reinsurance Ltd. Group	00000		0			225 Liberty Property Holdings Ltd.	.CYM	OTH	ANTAC Core CRE LLC	Ownership	35.188	Brookfield Reinsurance Ltd.	NO	13
.0408	Brookfield Reinsurance Ltd. Group	00000		0			200 Liberty Property Holdings Ltd.	.CYM	OTH	ANTAC Core CRE LLC	Ownership	34.845	Brookfield Reinsurance Ltd.	NO	13
.0408	Brookfield Reinsurance Ltd. Group	00000		0			Lilia Property Holdings Ltd	.CYM	OTH	ANTAC Core CRE LLC	Ownership	35.822	Brookfield Reinsurance Ltd.	NO	13
.0408	Brookfield Reinsurance Ltd. Group	00000	92-2374250	0			1100 Ave of Americas REIT LLC	.DE	OTH	1100 AoA Property Holdings Ltd.	Ownership	50.000	Brookfield Reinsurance Ltd.	NO	13
.0408	Brookfield Reinsurance Ltd. Group	00000	93-1651948	0			225 Liberty REIT LLC	.DE	OTH	225 Liberty Property Holdings Ltd.	Ownership	50.000	Brookfield Reinsurance Ltd.	NO	13
.0408	Brookfield Reinsurance Ltd. Group	00000	93-1665964	0			200 Liberty REIT LLC	.DE	OTH	200 Liberty Property Holdings Ltd.	Ownership	50.000	Brookfield Reinsurance Ltd.	NO	13
.0408	Brookfield Reinsurance Ltd. Group	00000	93-2353813	0			Arches Acquisition Holdco I Inc.	.DE	NIA	American National Life Insurance Company	Ownership	100.000	Brookfield Reinsurance Ltd.	NO	1
.0408	Brookfield Reinsurance Ltd. Group	00000	93-2393007	0			Arches Acquisition Holdco II Inc.	.DE	NIA	Arches Acquisition Holdco I Inc.	Ownership	100.000	Brookfield Reinsurance Ltd.	NO	1
.0408	Brookfield Reinsurance Ltd. Group	00000	93-2335760	0			Arches Merger Sub Inc.	.IA	NIA	Arches Acquisition Holdco II Inc.	Ownership	100.000	Brookfield Reinsurance Ltd.	NO	1
.0408	Brookfield Reinsurance Ltd. Group	00000		0			South Shore Service Center, LLC	.TX	OTH	Farm Family Casualty Insurance Company	Ownership	100.000	Brookfield Reinsurance Ltd.	NO	1
.0408	Brookfield Reinsurance Ltd. Group	00000	93-3493096	0			Brookfield Securities LLC	.DE	OTH	BAMR US Holdings LLC	Ownership	100.000	Brookfield Reinsurance Ltd.	NO	13
.0408	Brookfield Reinsurance Ltd. Group	00000		0			Ashby Blane 2023-1 LLC	.DE	OTH	Ashby Blane 2023-1 Holdco LLC	Ownership	100.000	Brookfield Reinsurance Ltd.	NO	13
.0408	Brookfield Reinsurance Ltd. Group	00000		0			Ashby Blane 2023-1 Holdco LLC	.DE	NIA	American National Insurance Company	Ownership	98.000	Brookfield Reinsurance Ltd.	NO	1
.0408	Brookfield Reinsurance Ltd. Group	00000		0			Bates Blane 2023-1 Holdco LLC	.DE	NIA	American National Insurance Company	Ownership	98.000	Brookfield Reinsurance Ltd.	NO	1
.0408	Brookfield Reinsurance Ltd. Group	00000		0			Bates Blane 2023-1 LLC	.DE	OTH	Bates Blane 2023-1 Holdco LLC	Ownership	100.000	Brookfield Reinsurance Ltd.	NO	13
.0408	Brookfield Reinsurance Ltd. Group	00000		0			Chamberlain Blane 2023-1 LLC	.DE	OTH	Chamberlain Blane 2023-1 Holdco LLC	Ownership	100.000	Brookfield Reinsurance Ltd.	NO	13
.0408	Brookfield Reinsurance Ltd. Group	00000		0			Chamberlain Blane 2023-1 Holdco LLC	.DE	NIA	American National Insurance Company	Ownership	98.000	Brookfield Reinsurance Ltd.	NO	1
.0408	Brookfield Reinsurance Ltd. Group	00000		0			Ewing Blane 2023-1 LLC	.DE	OTH	Ewing Blane 2023-1 Holdco LLC	Ownership	100.000	Brookfield Reinsurance Ltd.	NO	13
.0408	Brookfield Reinsurance Ltd. Group	00000		0			Ewing Blane 2023-1 Holdco LLC	.DE	NIA	American National Insurance Company	Ownership	98.000	Brookfield Reinsurance Ltd.	NO	1
.0408	Brookfield Reinsurance Ltd. Group	00000	88-1750592	0			BVentures ClinicCo S-B, LLC	.DE	OTH	Chamberlain Blane 2023-1 LLC	Ownership	85.990	Brookfield Reinsurance Ltd.	NO	13
.0408	Brookfield Reinsurance Ltd. Group	00000	88-1786620	0			BVentures LeverCo S-B, LLC	.DE	OTH	Chamberlain Blane 2023-1 LLC	Ownership	85.990	Brookfield Reinsurance Ltd.	NO	13

STATEMENT AS OF SEPTEMBER 30, 2023 OF THE American National Life Insurance Company of Texas

SCHEDULE Y

PART 1A - DETAIL OF INSURANCE HOLDING COMPANY SYSTEM

1	2	3	4	5	6	7	8	9	10	11	12	13	14	15	16
Group Code	Group Name	NAIC Company Code	ID Number	Federal RSSD	CIK	Name of Securities Exchange if Publicly Traded (U.S. or International)	Names of Parent, Subsidiaries Or Affiliates	Domiciliary Location	Relationship to Reporting Entity	Directly Controlled by (Name of Entity/Person)	Type of Control (Ownership, Board, Management, Attorney-in-Fact, Influence, Other)	If Control is Ownership Provide Percentage	Ultimate Controlling Entity(ies)/Person(s)	Is an SCA Filing Required? (Yes/No)	*
.0408 ...	Brookfield Reinsurance Ltd. Group00000	88-174643200	BVentures TruckCo S-C, LLCDE.....OTH.....	Chamberlain Blane 2023-1 LLC	Ownership.....	..85.990	Brookfield Reinsurance Ltd.NO.....13
.0408 ...	Brookfield Reinsurance Ltd. Group00000	88-177306900	BVentures VTSCo S-D, LLCDE.....OTH.....	Chamberlain Blane 2023-1 LLC	Ownership.....	..85.990	Brookfield Reinsurance Ltd.NO.....13
.0408 ...	Brookfield Reinsurance Ltd. Group00000	93-273203100	SG BNR LLCDE.....OTH.....	Chamberlain Blane 2023-1 LLC	Ownership.....	..100.000	Brookfield Reinsurance Ltd.NO.....13

Asterisk	Explanation
1	Bruce Flatt and Brian Kingston are also ultimate controlling persons
2	BAM Re Partners Trust owns 100% of the Class B Limited Voting Shares of Brookfield Reinsurance Ltd.
3	Investment Special Purpose Vehicle

SUPPLEMENTAL EXHIBITS AND SCHEDULES INTERROGATORIES

The following supplemental reports are required to be filed as part of your statement filing. However, in the event that your company does not transact the type of business for which the special report must be filed, your response of NO to the specific interrogatory will be accepted in lieu of filing a "NONE" report and a bar code will be printed below. If the supplement is required of your company but is not being filed for whatever reason enter SEE EXPLANATION and provide an explanation following the interrogatory questions.

	Response
1. Will the Trusteed Surplus Statement be filed with the state of domicile and the NAIC with this statement?	NO
2. Will the Medicare Part D Coverage Supplement be filed with the state of domicile and the NAIC with this statement?	NO
3. Will the Reasonableness of Assumptions Certification required by Actuarial Guideline XXXV be filed with the state of domicile and electronically with the NAIC?	NO
4. Will the Reasonableness and Consistency of Assumptions Certification required by Actuarial Guideline XXXV be filed with the state of domicile and electronically with the NAIC?	NO
5. Will the Reasonableness of Assumptions Certification for Implied Guaranteed Rate Method required by Actuarial Guideline XXXVI be filed with the state of domicile and electronically with the NAIC?	NO
6. Will the Reasonableness and Consistency of Assumptions Certification required by Actuarial Guideline XXXVI (Updated Average Market Value) be filed with the state of domicile and electronically with the NAIC?	NO
7. Will the Reasonableness and Consistency of Assumptions Certification required by Actuarial Guideline XXXVI (Updated Market Value) be filed with the state of domicile and electronically with the NAIC?	NO
8. Will the Life PBR Statement of Exemption be filed with the state of domicile by July 1st and electronically with the NAIC with the second quarterly filing per the Valuation Manual (by August 15)? (2nd Quarter Only) The response for 1st and 3rd quarters should be N/A. A NO response resulting with a bar code is only appropriate in the 2nd quarter. In the case of an ongoing statement of exemption, enter "SEE EXPLANATION" and provide as an explanation that the company is utilizing an ongoing statement of exemption.	N/A

AUGUST FILING


9. Will the regulator-only (non-public) Communication of Internal Control Related Matters Noted in Audit be filed with the state of domicile and electronically with the NAIC (as a regulator-only non-public document) by August 1? The response for 1st and 3rd quarters should be N/A. A NO response resulting with a bar code is only appropriate in the 2nd quarter.	N/A
--	-----

Explanation:

- 1.
- 2.
- 3.
- 4.
- 5.
- 6.
- 7.

Bar Code:

1. Trusteed Surplus Statement [Document Identifier 490]
2. Medicare Part D Coverage Supplement [Document Identifier 365]
3. Reasonableness of Assumptions Certification required by Actuarial Guideline XXXV [Document Identifier 445]
4. Reasonableness and Consistency of Assumptions Certification required by Actuarial Guideline XXXV [Document Identifier 446]
5. Reasonableness of Assumptions Certification for Implied Guaranteed Rate Method required by Actuarial Guideline XXXVI [Document Identifier 447]
6. Reasonableness and Consistency of Assumptions Certification required by Actuarial Guideline XXXVI [Document Identifier 448]
7. Reasonableness and Consistency of Assumptions Certification required by Actuarial Guideline XXXVI (Updated Market Value) [Document Identifier 449]



OVERFLOW PAGE FOR WRITE-INS

Additional Write-ins for Assets Line 25

	Current Statement Date			4 December 31 Prior Year Net Admitted Assets
	1 Assets	2 Nonadmitted Assets	3 Net Admitted Assets (Cols. 1 - 2)	
2504. Debit Suspense	5,592	5,592		
2597. Summary of remaining write-ins for Line 25 from overflow page	5,592	5,592		

SCHEDULE A - VERIFICATION

Real Estate

	1 Year to Date	2 Prior Year Ended December 31
1. Book/adjusted carrying value, December 31 of prior year		
2. Cost of acquired:		
2.1 Actual cost at time of acquisition		
2.2 Additional investment made after acquisition		
3. Current year change in encumbrances		
4. Total gain (loss) on disposals		
5. Deduct amounts received on disposals		
6. Total foreign exchange change in book/adjusted carrying value		
7. Deduct current year's other than temporary impairment recognized		
8. Deduct current year's depreciation		
9. Book/adjusted carrying value at the end of current period (Lines 1+2+3+4-5+6-7-8)		
10. Deduct total nonadmitted amounts		
11. Statement value at end of current period (Line 9 minus Line 10)		

NONE

SCHEDULE B - VERIFICATION

Mortgage Loans

	1 Year to Date	2 Prior Year Ended December 31
1. Book value/recorded investment excluding accrued interest, December 31 of prior year		
2. Cost of acquired:		
2.1 Actual cost at time of acquisition		
2.2 Additional investment made after acquisition		
3. Capitalized deferred interest and other		
4. Accrual of discount		
5. Unrealized valuation increase (decrease)		
6. Total gain (loss) on disposals		
7. Deduct amounts received on disposals		
8. Deduct amortization of premium and mortgage interest paid and commitment fees		
9. Total foreign exchange change in book value/recorded investment excluding accrued interest		
10. Deduct current year's other than temporary impairment recognized		
11. Book value/recorded investment excluding accrued interest at end of current period (Lines 1+2+3+4+5+6-7-8+9-10)		
12. Total valuation allowance		
13. Subtotal (Line 11 plus Line 12)		
14. Deduct total nonadmitted amounts		
15. Statement value at end of current period (Line 13 minus Line 14)		

NONE

SCHEDULE BA - VERIFICATION

Other Long-Term Invested Assets

	1 Year to Date	2 Prior Year Ended December 31
1. Book/adjusted carrying value, December 31 of prior year		
2. Cost of acquired:		
2.1 Actual cost at time of acquisition	6,800,000	
2.2 Additional investment made after acquisition		
3. Capitalized deferred interest and other		
4. Accrual of discount		
5. Unrealized valuation increase (decrease)		
6. Total gain (loss) on disposals		
7. Deduct amounts received on disposals		
8. Deduct amortization of premium and depreciation		
9. Total foreign exchange change in book/adjusted carrying value		
10. Deduct current year's other than temporary impairment recognized		
11. Book/adjusted carrying value at end of current period (Lines 1+2+3+4+5+6-7-8+9-10)	6,800,000	
12. Deduct total nonadmitted amounts		
13. Statement value at end of current period (Line 11 minus Line 12)	6,800,000	

SCHEDULE D - VERIFICATION

Bonds and Stocks

	1 Year to Date	2 Prior Year Ended December 31
1. Book/adjusted carrying value of bonds and stocks, December 31 of prior year	92,233,989	104,866,524
2. Cost of bonds and stocks acquired	7,844,040	13,772,209
3. Accrual of discount	46,738	95,881
4. Unrealized valuation increase (decrease)		
5. Total gain (loss) on disposals	54,595	6,603
6. Deduct consideration for bonds and stocks disposed of	17,554,996	25,481,910
7. Deduct amortization of premium	328,652	389,649
8. Total foreign exchange change in book/adjusted carrying value		
9. Deduct current year's other than temporary impairment recognized		649,000
10. Total investment income recognized as a result of prepayment penalties and/or acceleration fees		13,331
11. Book/adjusted carrying value at end of current period (Lines 1+2+3+4+5-6-7+8-9+10)	82,295,714	92,233,989
12. Deduct total nonadmitted amounts		
13. Statement value at end of current period (Line 11 minus Line 12)	82,295,714	92,233,989

STATEMENT AS OF SEPTEMBER 30, 2023 OF THE American National Life Insurance Company of Texas

SCHEDULE D - PART 1B

Showing the Acquisitions, Dispositions and Non-Trading Activity
During the Current Quarter for all Bonds and Preferred Stock by NAIC Designation

NAIC Designation	1 Book/Adjusted Carrying Value Beginning of Current Quarter	2 Acquisitions During Current Quarter	3 Dispositions During Current Quarter	4 Non-Trading Activity During Current Quarter	5 Book/Adjusted Carrying Value End of First Quarter	6 Book/Adjusted Carrying Value End of Second Quarter	7 Book/Adjusted Carrying Value End of Third Quarter	8 Book/Adjusted Carrying Value December 31 Prior Year
BONDS								
1. NAIC 1 (a)	78,704,113	104,104,066	98,995,405	284,348	59,578,512	78,704,113	84,097,122	76,274,179
2. NAIC 2 (a)	39,447,890	3,400,000	3,500,000	(23,019)	38,767,349	39,447,890	39,324,871	40,845,176
3. NAIC 3 (a)	1,086,579			(3,573)	1,090,104	1,086,579	1,083,006	1,093,617
4. NAIC 4 (a)								
5. NAIC 5 (a)								
6. NAIC 6 (a)								
7. Total Bonds	119,238,582	107,504,066	102,495,405	257,756	99,435,965	119,238,582	124,504,999	118,212,972
PREFERRED STOCK								
8. NAIC 1								
9. NAIC 2								
10. NAIC 3								
11. NAIC 4								
12. NAIC 5								
13. NAIC 6								
14. Total Preferred Stock								
15. Total Bonds and Preferred Stock	119,238,582	107,504,066	102,495,405	257,756	99,435,965	119,238,582	124,504,999	118,212,972

(a) Book/Adjusted Carrying Value column for the end of the current reporting period includes the following amount of short-term and cash equivalent bonds by NAIC designation:

NAIC 1 \$ 42,388,312 ; NAIC 2 \$; NAIC 3 \$; NAIC 4 \$; NAIC 5 \$; NAIC 6 \$

S102

SCHEDULE DA - PART 1

Short-Term Investments

	1	2	3	4	5
	Book/Adjusted Carrying Value	Par Value	Actual Cost	Interest Collected Year-to-Date	Paid for Accrued Interest Year-to-Date
7709999999 Totals	9,702,891	xxx	9,687,681	7,779	177

SCHEDULE DA - VERIFICATION

Short-Term Investments

	1	2
	Year To Date	Prior Year Ended December 31
1. Book/adjusted carrying value, December 31 of prior year	25,978,981	
2. Cost of short-term investments acquired	83,886,439	39,044,283
3. Accrual of discount	294,152	46,637
4. Unrealized valuation increase (decrease)		
5. Total gain (loss) on disposals		
6. Deduct consideration received on disposals	100,456,681	13,111,939
7. Deduct amortization of premium		
8. Total foreign exchange change in book/adjusted carrying value		
9. Deduct current year's other than temporary impairment recognized		
10. Book/adjusted carrying value at end of current period (Lines 1+2+3+4+5-6-7+8-9)	9,702,891	25,978,981
11. Deduct total nonadmitted amounts		
12. Statement value at end of current period (Line 10 minus Line 11)	9,702,891	25,978,981

Schedule DB - Part A - Verification - Options, Caps, Floors, Collars, Swaps and Forwards

N O N E

Schedule DB - Part B - Verification - Futures Contracts

N O N E

Schedule DB - Part C - Section 1 - Replication (Synthetic Asset) Transactions (RSATs) Open

N O N E

Schedule DB-Part C-Section 2-Reconciliation of Replication (Synthetic Asset) Transactions Open

N O N E

Schedule DB - Verification - Book/Adjusted Carrying Value, Fair Value and Potential Exposure of
Derivatives

N O N E

SCHEDULE E - PART 2 - VERIFICATION

(Cash Equivalents)

	1	2
	Year To Date	Prior Year Ended December 31
1. Book/adjusted carrying value, December 31 of prior year	8,087,381	15,319,479
2. Cost of cash equivalents acquired	442,311,826	540,738,082
3. Accrual of discount	545,818	188,266
4. Unrealized valuation increase (decrease)		
5. Total gain (loss) on disposals		(209)
6. Deduct consideration received on disposals	418,259,604	548,158,237
7. Deduct amortization of premium		
8. Total foreign exchange change in book/adjusted carrying value		
9. Deduct current year's other than temporary impairment recognized		
10. Book/adjusted carrying value at end of current period (Lines 1+2+3+4+5-6-7+8-9)	32,685,421	8,087,381
11. Deduct total nonadmitted amounts		
12. Statement value at end of current period (Line 10 minus Line 11)	32,685,421	8,087,381

Schedule A - Part 2 - Real Estate Acquired and Additions Made

N O N E

Schedule A - Part 3 - Real Estate Disposed

N O N E

Schedule B - Part 2 - Mortgage Loans Acquired and Additions Made

N O N E

Schedule B - Part 3 - Mortgage Loans Disposed, Transferred or Repaid

N O N E

STATEMENT AS OF SEPTEMBER 30, 2023 OF THE American National Life Insurance Company of Texas

SCHEDULE BA - PART 2

Showing Other Long-Term Invested Assets ACQUIRED AND ADDITIONS MADE During the Current Quarter

1 CUSIP Identification	2 Name or Description	Location		5 Name of Vendor or General Partner	6 NAIC Designation, NAIC Designation Modifier and SVO Admini- strative Symbol	7 Date Originally Acquired	8 Type and Strategy	9 Actual Cost at Time of Acquisition	10 Additional Investment Made After Acquisition	11 Amount of Encumbrances	12 Commitment for Additional Investment	13 Percentage of Ownership
		3 City	4 State									
000000-00-0	BlueRock- Revolving Credit Facility	New York	NV	PRIVATE		06/21/2023		6,800,000				
2999999. Collateral Loans - Unaffiliated								6,800,000				XXX
6099999. Total - Unaffiliated								6,800,000				XXX
6199999. Total - Affiliated												XXX
6299999 - Totals								6,800,000				XXX

SCHEDULE BA - PART 3

Showing Other Long-Term Invested Assets DISPOSED, Transferred or Repaid During the Current Quarter

1 CUSIP Identification	2 Name or Description	Location		5 Name of Purchaser or Nature of Disposal	6 Date Originally Acquired	7 Disposal Date	8 Book/ Adjusted Carrying Value Less Encum- brances, Prior Year	Change in Book/Adjusted Carrying Value						15 Book/ Adjusted Carrying Value Less Encum- brances on Disposal	16 Consid- eration	17 Foreign Exchange Gain (Loss) on Disposal	18 Realized Gain (Loss) on Disposal	19 Total Gain (Loss) on Disposal	20 Invest- ment Income
		9 City	10 State					9 Unrealized Valuation Increase (De- crease)	10 Current Year's (Depre- ciation) or (Amorti- zation)/ Accretion	11 Current Year's Other Than Temporary Impair- ment Recogn- ized	12 Capital- ized Deferred Interest and Other	13 Total Change in Book/ Adjusted Carrying Value (9+10- 11+12)	14 Total Foreign Exchange Change in Book/ Adjusted Carrying Value						
NONE																			
6299999 - Totals																			

E03

Schedule D - Part 3 - Long-Term Bonds and Stocks Acquired

N O N E

STATEMENT AS OF SEPTEMBER 30, 2023 OF THE American National Life Insurance Company of Texas

SCHEDULE D - PART 4

Show All Long-Term Bonds and Stock Sold, Redeemed or Otherwise Disposed of During the Current Quarter

1	2	3	4	5	6	7	8	9	10	Change In Book/Adjusted Carrying Value					16	17	18	19	20	21	22		
										11	12	13	14	15									
CUSIP Identification	Description	Foreign	Disposal Date	Name of Purchaser	Number of Shares of Stock	Consideration	Par Value	Actual Cost	Prior Year Book/Adjusted Carrying Value	Unrealized Valuation Increase/(Decrease)	Current Year's (Amortization)/Accretion	Other Than Temporary Impairment Recognized	Total Change in Book/Adjusted Carrying Value (11 + 12 - 13)	Total Foreign Exchange Change in Book /Adjusted Carrying Value	Book/Adjusted Carrying Value at Disposal Date	Foreign Exchange Gain (Loss) on Disposal	Realized Gain (Loss) on Disposal	Total Gain (Loss) on Disposal	Bond Interest/Stock Dividends Received During Year	Stated Contractual Maturity Date	NAIC Designation, NAIC Designation Modifier and SVO Administrative Symbol		
..269246-BQ-6	E TRADE FINANCIAL CO		07/28/2023	VARIOUS		2,000,000	2,000,000	1,896,000	1,938,474		6,931		6,931		1,945,405		54,595	54,595	70,511	08/24/2027	1.G FE		
..534187-BD-0	LINCOLN NATL CORP IN		09/01/2023	MATURITY		1,000,000	1,000,000	1,060,970	1,005,360		(5,360)		(5,360)		1,000,000				60,000	09/01/2023	2.A FE		
..68389X-AS-4	ORACLE CORP		07/15/2023	MATURITY		1,000,000	1,000,000	984,030	998,970		1,030		1,030		1,000,000				36,250	07/15/2023	2.B FE		
..758351-AL-3	REINSURANCE GROUP AM		09/15/2023	MATURITY		1,500,000	1,500,000	1,560,210	1,505,172		(5,172)		(5,172)		1,500,000				70,500	09/15/2023	2.A FE		
..PPFUMC-12-3	Bluerock- Revolving Credit Facility		09/29/2023	Transfer to BA		6,800,000	6,800,000	6,800,000							6,800,000					02/03/2025	1.F		
1109999999. Subtotal - Bonds - Industrial and Miscellaneous (Unaffiliated)						12,300,000	12,300,000	12,301,210	5,447,976		(2,571)		(2,571)		12,245,405		54,595	54,595	237,261	XXX	XXX		
2509999997. Total - Bonds - Part 4						12,300,000	12,300,000	12,301,210	5,447,976		(2,571)		(2,571)		12,245,405		54,595	54,595	237,261	XXX	XXX		
2509999998. Total - Bonds - Part 5						XXX	XXX	XXX	XXX	XXX	XXX	XXX	XXX	XXX	XXX	XXX	XXX	XXX	XXX	XXX	XXX	XXX	
2509999999. Total - Bonds						12,300,000	12,300,000	12,301,210	5,447,976		(2,571)		(2,571)		12,245,405		54,595	54,595	237,261	XXX	XXX		
4509999997. Total - Preferred Stocks - Part 4							XXX														XXX	XXX	
4509999998. Total - Preferred Stocks - Part 5						XXX	XXX	XXX	XXX	XXX	XXX	XXX	XXX	XXX	XXX	XXX	XXX	XXX	XXX	XXX	XXX	XXX	
4509999999. Total - Preferred Stocks							XXX														XXX	XXX	
..PPFY70-H9-4	Grace Building Class A - Equity position		09/29/2023	PRIVATE	21,515.000	21,515		21,515							20,277								
5929999999. Subtotal - Common Stocks - Parent, Subsidiaries and Affiliates Other						21,515	XXX	21,515							20,277						XXX	XXX	
5989999997. Total - Common Stocks - Part 4						21,515	XXX	21,515							20,277						XXX	XXX	
5989999998. Total - Common Stocks - Part 5						XXX	XXX	XXX	XXX	XXX	XXX	XXX	XXX	XXX	XXX	XXX	XXX	XXX	XXX	XXX	XXX	XXX	XXX
5989999999. Total - Common Stocks						21,515	XXX	21,515							20,277						XXX	XXX	
5999999999. Total - Preferred and Common Stocks						21,515	XXX	21,515							20,277						XXX	XXX	
6009999999 - Totals						12,321,515	XXX	12,322,725	5,447,976		(2,571)		(2,571)		12,265,682		54,595	54,595	237,261	XXX	XXX		

E05

Schedule DB - Part A - Section 1 - Options, Caps, Floors, Collars, Swaps and Forwards Open

N O N E

Schedule DB - Part B - Section 1 - Futures Contracts Open

N O N E

Schedule DB - Part B - Section 1B - Brokers with whom cash deposits have been made

N O N E

Schedule DB - Part D - Section 1 - Counterparty Exposure for Derivative Instruments Open

N O N E

Schedule DB - Part D-Section 2 - Collateral for Derivative Instruments Open - Pledged By

N O N E

Schedule DB - Part D-Section 2 - Collateral for Derivative Instruments Open - Pledged To

N O N E

Schedule DB - Part E - Derivatives Hedging Variable Annuity Guarantees

N O N E

Schedule DL - Part 1 - Reinvested Collateral Assets Owned

N O N E

Schedule DL - Part 2 - Reinvested Collateral Assets Owned

N O N E

