

QUARTERLY STATEMENT

OF THE

American National Life Insurance Company of Texas

TO THE

Insurance Department

OF THE

STATE OF

Texas

FOR THE QUARTER ENDED
JUNE 30, 2024

LIFE, ACCIDENT AND HEALTH

FRATERNAL BENEFIT SOCIETIES

2024



LIFE, ACCIDENT AND HEALTH COMPANIES/FRATERNAL BENEFIT SOCIETIES - ASSOCIATION EDITION

QUARTERLY STATEMENT

AS OF JUNE 30, 2024

OF THE CONDITION AND AFFAIRS OF THE

American National Life Insurance Company of Texas

NAIC Group Code 0408 0408 NAIC Company Code 71773 Employer's ID Number 75-1016594
(Current) (Prior)

Organized under the Laws of Texas, State of Domicile or Port of Entry TX

Country of Domicile United States of America

Licensed as business type: Life, Accident and Health [X] Fraternal Benefit Societies []

Incorporated/Organized 12/02/1954 Commenced Business 12/20/1954

Statutory Home Office One Moody Plaza, Galveston, TX, US 77550
(Street and Number) (City or Town, State, Country and Zip Code)

Main Administrative Office One Moody Plaza
(Street and Number)
Galveston, TX, US 77550 409-763-4661
(City or Town, State, Country and Zip Code) (Area Code) (Telephone Number)

Mail Address One Moody Plaza, Galveston, TX, US 77550
(Street and Number or P.O. Box) (City or Town, State, Country and Zip Code)

Primary Location of Books and Records One Moody Plaza
(Street and Number)
Galveston, TX, US 77550 409-766-6057
(City or Town, State, Country and Zip Code) (Area Code) (Telephone Number)

Internet Website Address www.americannational.com

Statutory Statement Contact De'Shawna Charnelle Sherman, 409-766-6057
(Name) (Area Code) (Telephone Number)
FinancialStatementContact@AmericanNational.com 409-766-6936
(E-mail Address) (FAX Number)

OFFICERS

Chairman of the Board, President & Chief Executive Officer Timothy Allen Walsh Senior Vice President, Chief Financial Officer & Treasurer Brody Jason Merrill
Vice President, Associate General Counsel & Corporate Secretary Sean Anthony Monticello

OTHER

Bereket "Josh" Feyissa, Executive Vice President & Chief Operating Officer John Frederick Simon #, Executive Vice President, Chief Life Administrative Officer Michael Scott Marquis, Senior Vice President
Cecilia Guerrero Pardo, Senior Vice President Garrett Kyle Williams, Senior Vice President

DIRECTORS OR TRUSTEES

Brody Jason Merrill Cecilia Guerrero Pardo John Frederick Simon
Timothy Allen Walsh Garrett Kyle Williams

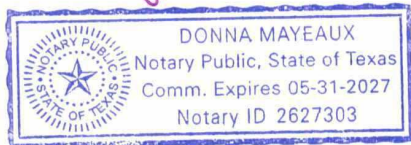
State of Texas County of Galveston SS:

The officers of this reporting entity being duly sworn, each depose and say that they are the described officers of said reporting entity, and that on the reporting period stated above, all of the herein described assets were the absolute property of the said reporting entity, free and clear from any liens or claims thereon, except as herein stated, and that this statement, together with related exhibits, schedules and explanations therein contained, annexed or referred to, is a full and true statement of all the assets and liabilities and of the condition and affairs of the said reporting entity as of the reporting period stated above, and of its income and deductions therefrom for the period ended, and have been completed in accordance with the NAIC Annual Statement Instructions and Accounting Practices and Procedures manual except to the extent that: (1) state law may differ; or, (2) that state rules or regulations require differences in reporting not related to accounting practices and procedures, according to the best of their information, knowledge and belief, respectively. Furthermore, the scope of this attestation by the described officers also includes the related corresponding electronic filing with the NAIC, when required, that is an exact copy (except for formatting differences due to electronic filing) of the enclosed statement. The electronic filing may be requested by various regulators in lieu of or in addition to the enclosed statement.

Timothy A. Walsh Sean Anthony Monticello Brody Jason Merrill
Timothy Allen Walsh Sean Anthony Monticello Brody Jason Merrill
Chairman of the Board, President & Chief Executive Officer Vice President, Associate General Counsel & Corporate Secretary Senior Vice President, Chief Financial Officer & Treasurer

Subscribed and sworn to before me this 30th day of July 2024
Donna Mayeaux

- a. Is this an original filing? Yes [X] No []
- b. If no,
 - 1. State the amendment number.....
 - 2. Date filed
 - 3. Number of pages attached



STATEMENT AS OF JUNE 30, 2024 OF THE American National Life Insurance Company of Texas

ASSETS

	Current Statement Date			4 December 31 Prior Year Net Admitted Assets
	1 Assets	2 Nonadmitted Assets	3 Net Admitted Assets (Cols. 1 - 2)	
1. Bonds	73,205,239		73,205,239	75,329,616
2. Stocks:				
2.1 Preferred stocks				
2.2 Common stocks	1,981,105		1,981,105	1,888,338
3. Mortgage loans on real estate:				
3.1 First liens				
3.2 Other than first liens.....				
4. Real estate:				
4.1 Properties occupied by the company (less \$ encumbrances)				
4.2 Properties held for the production of income (less \$ encumbrances)				
4.3 Properties held for sale (less \$ encumbrances)				
5. Cash (\$ 1,348,813), cash equivalents (\$ 46,832,762) and short-term investments (\$)	48,181,575		48,181,575	46,019,381
6. Contract loans (including \$ premium notes)	2,463,433		2,463,433	2,590,185
7. Derivatives				
8. Other invested assets	2,600,000		2,600,000	2,800,000
9. Receivables for securities				
10. Securities lending reinvested collateral assets				
11. Aggregate write-ins for invested assets				
12. Subtotals, cash and invested assets (Lines 1 to 11)	128,431,352		128,431,352	128,627,520
13. Title plants less \$ charged off (for Title insurers only)				
14. Investment income due and accrued	626,259		626,259	874,087
15. Premiums and considerations:				
15.1 Uncollected premiums and agents' balances in the course of collection	(3,950,297)		(3,950,297)	(83,245)
15.2 Deferred premiums, agents' balances and installments booked but deferred and not yet due (including \$ earned but unbilled premiums)	681,435		681,435	831,007
15.3 Accrued retrospective premiums (\$) and contracts subject to redetermination (\$)				
16. Reinsurance:				
16.1 Amounts recoverable from reinsurers	5,527,290		5,527,290	1,345,637
16.2 Funds held by or deposited with reinsured companies				396,986
16.3 Other amounts receivable under reinsurance contracts	2,530,602		2,530,602	6,194,458
17. Amounts receivable relating to uninsured plans				
18.1 Current federal and foreign income tax recoverable and interest thereon	3,025,180		3,025,180	2,726,968
18.2 Net deferred tax asset	8,616,829	6,186,529	2,430,300	1,720,192
19. Guaranty funds receivable or on deposit	251,649		251,649	250,716
20. Electronic data processing equipment and software				
21. Furniture and equipment, including health care delivery assets (\$)				
22. Net adjustment in assets and liabilities due to foreign exchange rates				
23. Receivables from parent, subsidiaries and affiliates	22,677		22,677	1,040,942
24. Health care (\$) and other amounts receivable	4,633,468	4,633,468		
25. Aggregate write-ins for other than invested assets	998,729	6,509	992,220	1,459,566
26. Total assets excluding Separate Accounts, Segregated Accounts and Protected Cell Accounts (Lines 12 to 25)	151,395,173	10,826,506	140,568,667	145,384,834
27. From Separate Accounts, Segregated Accounts and Protected Cell Accounts				
28. Total (Lines 26 and 27)	151,395,173	10,826,506	140,568,667	145,384,834
DETAILS OF WRITE-INS				
1101.				
1102.				
1103.				
1198. Summary of remaining write-ins for Line 11 from overflow page				
1199. Totals (Lines 1101 through 1103 plus 1198)(Line 11 above)				
2501. Admitted Disallowed IMR	832,415		832,415	844,998
2502. Taxes other than FIT	159,805		159,805	614,568
2503. Debit Suspense	6,509	6,509		
2598. Summary of remaining write-ins for Line 25 from overflow page				
2599. Totals (Lines 2501 through 2503 plus 2598)(Line 25 above)	998,729	6,509	992,220	1,459,566

STATEMENT AS OF JUNE 30, 2024 OF THE American National Life Insurance Company of Texas

LIABILITIES, SURPLUS AND OTHER FUNDS

	1 Current Statement Date	2 December 31 Prior Year
1. Aggregate reserve for life contracts \$ 73,083,729 less \$ included in Line 6.3 (including \$ Modco Reserve)	73,083,729	73,434,832
2. Aggregate reserve for accident and health contracts (including \$ Modco Reserve)	190,169	220,162
3. Liability for deposit-type contracts (including \$ Modco Reserve).....	130,795	147,870
4. Contract claims:		
4.1 Life	939,487	651,050
4.2 Accident and health	827,420	853,804
5. Policyholders' dividends/refunds to members \$ and coupons \$ due and unpaid		
6. Provision for policyholders' dividends, refunds to members and coupons payable in following calendar year - estimated amounts:		
6.1 Policyholders' dividends and refunds to members apportioned for payment (including \$ Modco)		
6.2 Policyholders' dividends and refunds to members not yet apportioned (including \$ Modco) ...		
6.3 Coupons and similar benefits (including \$ Modco)		
7. Amount provisionally held for deferred dividend policies not included in Line 6		
8. Premiums and annuity considerations for life and accident and health contracts received in advance less \$ discount; including \$ accident and health premiums		
9. Contract liabilities not included elsewhere:		
9.1 Surrender values on canceled contracts		
9.2 Provision for experience rating refunds, including the liability of \$ accident and health experience rating refunds of which \$ is for medical loss ratio rebate per the Public Health Service Act		
9.3 Other amounts payable on reinsurance, including \$ assumed and \$ ceded		
9.4 Interest Maintenance Reserve		
10. Commissions to agents due or accrued-life and annuity contracts \$ 1,751 , accident and health \$ and deposit-type contract funds \$	1,751	1,188,901
11. Commissions and expense allowances payable on reinsurance assumed	2,337,053	5,009,753
12. General expenses due or accrued		
13. Transfers to Separate Accounts due or accrued (net) (including \$ accrued for expense allowances recognized in reserves, net of reinsured allowances)		
14. Taxes, licenses and fees due or accrued, excluding federal income taxes		
15.1 Current federal and foreign income taxes, including \$ on realized capital gains (losses)		
15.2 Net deferred tax liability		
16. Unearned investment income	82	41
17. Amounts withheld or retained by reporting entity as agent or trustee	275,292	1,257,855
18. Amounts held for agents' account, including \$ 4,723,657 agents' credit balances	4,723,657	4,759,773
19. Remittances and items not allocated	3,037,890	1,774,377
20. Net adjustment in assets and liabilities due to foreign exchange rates		
21. Liability for benefits for employees and agents if not included above		
22. Borrowed money \$ and interest thereon \$		
23. Dividends to stockholders declared and unpaid		
24. Miscellaneous liabilities:		
24.01 Asset valuation reserve	1,174,496	865,784
24.02 Reinsurance in unauthorized and certified (\$) companies		
24.03 Funds held under reinsurance treaties with unauthorized and certified (\$) reinsurers		
24.04 Payable to parent, subsidiaries and affiliates	307,325	882,922
24.05 Drafts outstanding		
24.06 Liability for amounts held under uninsured plans		
24.07 Funds held under coinsurance		
24.08 Derivatives		
24.09 Payable for securities		610,991
24.10 Payable for securities lending		
24.11 Capital notes \$ and interest thereon \$		
25. Aggregate write-ins for liabilities	170,570	113,260
26. Total liabilities excluding Separate Accounts business (Lines 1 to 25)	87,199,716	91,771,375
27. From Separate Accounts Statement		
28. Total liabilities (Lines 26 and 27)	87,199,716	91,771,375
29. Common capital stock	3,000,000	3,000,000
30. Preferred capital stock		
31. Aggregate write-ins for other than special surplus funds		
32. Surplus notes		
33. Gross paid in and contributed surplus	41,152,500	41,152,500
34. Aggregate write-ins for special surplus funds	832,415	844,998
35. Unassigned funds (surplus)	8,384,036	8,615,961
36. Less treasury stock, at cost:		
36.1 shares common (value included in Line 29 \$)		
36.2 shares preferred (value included in Line 30 \$)		
37. Surplus (Total Lines 31+32+33+34+35-36) (including \$ in Separate Accounts Statement)	50,368,951	50,613,459
38. Totals of Lines 29, 30 and 37	53,368,951	53,613,459
39. Totals of Lines 28 and 38 (Page 2, Line 28, Col. 3)	140,568,667	145,384,834
DETAILS OF WRITE-INS		
2501. Pending escheat items	170,570	113,260
2502.		
2503.		
2598. Summary of remaining write-ins for Line 25 from overflow page		
2599. Totals (Lines 2501 through 2503 plus 2598)(Line 25 above)	170,570	113,260
3101.		
3102.		
3103.		
3198. Summary of remaining write-ins for Line 31 from overflow page		
3199. Totals (Lines 3101 through 3103 plus 3198)(Line 31 above)		
3401. Admitted Disallowed IMR	832,415	844,998
3402.		
3403.		
3498. Summary of remaining write-ins for Line 34 from overflow page		
3499. Totals (Lines 3401 through 3403 plus 3498)(Line 34 above)	832,415	844,998

SUMMARY OF OPERATIONS

	1 Current Year To Date	2 Prior Year To Date	3 Prior Year Ended December 31
1. Premiums and annuity considerations for life and accident and health contracts	2,941,945	9,036,770	12,879,898
2. Considerations for supplementary contracts with life contingencies			
3. Net investment income	1,706,865	2,177,570	3,148,982
4. Amortization of Interest Maintenance Reserve (IMR)	(12,584)	(18,346)	(21,654)
5. Separate Accounts net gain from operations excluding unrealized gains or losses			
6. Commissions and expense allowances on reinsurance ceded	13,616,020	19,693,118	39,796,255
7. Reserve adjustments on reinsurance ceded			
8. Miscellaneous Income:			
8.1 Income from fees associated with investment management, administration and contract guarantees from Separate Accounts			
8.2 Charges and fees for deposit-type contracts			
8.3 Aggregate write-ins for miscellaneous income	11,572	7,272,703	10,917,740
9. Totals (Lines 1 to 8.3)	18,263,818	38,161,815	66,721,221
10. Death benefits	3,151,912	2,256,237	3,635,121
11. Matured endowments (excluding guaranteed annual pure endowments)	10	16,160	21,529
12. Annuity benefits	3,238	(1,111)	5,532
13. Disability benefits and benefits under accident and health contracts	681,159	5,386,435	5,665,186
14. Coupons, guaranteed annual pure endowments and similar benefits			
15. Surrender benefits and withdrawals for life contracts	564,589	1,139,681	1,575,139
16. Group conversions			
17. Interest and adjustments on contract or deposit-type contract funds	20,675	(14,721)	9,390
18. Payments on supplementary contracts with life contingencies	(384)	3,931	7,861
19. Increase in aggregate reserves for life and accident and health contracts	(381,096)	(2,595,593)	(2,171,423)
20. Totals (Lines 10 to 19)	4,040,103	6,191,019	8,748,335
21. Commissions on premiums, annuity considerations, and deposit-type contract funds (direct business only)	1,556,151	4,032,383	10,707,447
22. Commissions and expense allowances on reinsurance assumed	12,108,249	16,378,264	30,328,850
23. General insurance expenses and fraternal expenses	1,737,304	3,051,063	5,302,430
24. Insurance taxes, licenses and fees, excluding federal income taxes	(938,150)	616,973	985,286
25. Increase in loading on deferred and uncollected premiums	(10,476)	(204,484)	(278,971)
26. Net transfers to or (from) Separate Accounts net of reinsurance			
27. Aggregate write-ins for deductions	2,606	2,053	3,016
28. Totals (Lines 20 to 27)	18,495,787	30,067,271	55,796,393
29. Net gain from operations before dividends to policyholders and federal income taxes (Line 9 minus Line 28)	(231,969)	8,094,544	10,924,828
30. Dividends to policyholders and refunds to members			
31. Net gain from operations after dividends to policyholders, refunds to members and before federal income taxes (Line 29 minus Line 30)	(231,969)	8,094,544	10,924,828
32. Federal and foreign income taxes incurred (excluding tax on capital gains)	685,218	3,005,831	3,125,890
33. Net gain from operations after dividends to policyholders, refunds to members and federal income taxes and before realized capital gains or (losses) (Line 31 minus Line 32)	(917,187)	5,088,713	7,798,938
34. Net realized capital gains (losses) (excluding gains (losses) transferred to the IMR) less capital gains tax of \$			(15,851)
35. Net income (Line 33 plus Line 34)	(917,187)	5,088,713	7,783,087
CAPITAL AND SURPLUS ACCOUNT			
36. Capital and surplus, December 31, prior year	53,613,459	39,572,415	39,572,415
37. Net income (Line 35)	(917,187)	5,088,713	7,783,087
38. Change in net unrealized capital gains (losses) less capital gains tax of \$	9,543	292,553	
39. Change in net unrealized foreign exchange capital gain (loss)			
40. Change in net deferred income tax	737,699		6,914,278
41. Change in nonadmitted assets	60,128	71,375	(4,930,923)
42. Change in liability for reinsurance in unauthorized and certified companies		160,250	809,056
43. Change in reserve on account of change in valuation basis, (increase) or decrease			
44. Change in asset valuation reserve	(308,712)	(103,103)	(241,920)
45. Change in treasury stock			
46. Surplus (contributed to) withdrawn from Separate Accounts during period			
47. Other changes in surplus in Separate Accounts Statement			
48. Change in surplus notes			
49. Cumulative effect of changes in accounting principles			
50. Capital changes:			
50.1 Paid in			
50.2 Transferred from surplus (Stock Dividend)			
50.3 Transferred to surplus			
51. Surplus adjustment:			
51.1 Paid in			
51.2 Transferred to capital (Stock Dividend)			
51.3 Transferred from capital			
51.4 Change in surplus as a result of reinsurance	(95,421)	2,814,924	2,719,503
52. Dividends to stockholders			
53. Aggregate write-ins for gains and losses in surplus	(13,568)		987,963
54. Net change in capital and surplus for the year (Lines 37 through 53)	(244,508)	8,032,159	14,041,044
55. Capital and surplus, as of statement date (Lines 36 + 54)	53,368,951	47,604,574	53,613,459
DETAILS OF WRITE-INS			
08.301. Miscellaneous Income	11,572	15,499	42,330
08.302. Group Reinsurance Fee Income		7,257,204	10,875,410
08.303.			
08.398. Summary of remaining write-ins for Line 8.3 from overflow page			
08.399. Totals (Lines 08.301 through 08.303 plus 08.398) (Line 8.3 above)	11,572	7,272,703	10,917,740
2701. Fines and Penalties to Regulatory Authorities	2,606	2,053	3,016
2702.			
2703.			
2798. Summary of remaining write-ins for Line 27 from overflow page			
2799. Totals (Lines 2701 through 2703 plus 2798)(Line 27 above)	2,606	2,053	3,016
5301. Change in deferred tax on non-admitted items	(13,568)		987,963
5302.			
5303.			
5398. Summary of remaining write-ins for Line 53 from overflow page			
5399. Totals (Lines 5301 through 5303 plus 5398)(Line 53 above)	(13,568)		987,963

STATEMENT AS OF JUNE 30, 2024 OF THE American National Life Insurance Company of Texas

CASH FLOW

	1 Current Year To Date	2 Prior Year To Date	3 Prior Year Ended December 31
Cash from Operations			
1. Premiums collected net of reinsurance	6,969,045	12,145,980	13,611,032
2. Net investment income	1,989,956	2,406,109	3,685,112
3. Miscellaneous income	14,024,578	28,062,440	52,032,861
4. Total (Lines 1 to 3)	22,983,579	42,614,529	69,329,005
5. Benefit and loss related payments	8,361,474	13,684,283	17,632,483
6. Net transfers to Separate Accounts, Segregated Accounts and Protected Cell Accounts			
7. Commissions, expenses paid and aggregate write-ins for deductions	14,663,087	24,847,676	48,253,255
8. Dividends paid to policyholders			
9. Federal and foreign income taxes paid (recovered) net of \$ (9,427) tax on capital gains (losses)	956,294	1,954,313	8,302,327
10. Total (Lines 5 through 9)	23,980,855	40,486,272	74,188,065
11. Net cash from operations (Line 4 minus Line 10)	(997,276)	2,128,257	(4,859,060)
Cash from Investments			
12. Proceeds from investments sold, matured or repaid:			
12.1 Bonds	2,230,895	7,133,480	19,658,481
12.2 Stocks			47,348
12.3 Mortgage loans			
12.4 Real estate			
12.5 Other invested assets	3,600,000		4,450,000
12.6 Net gains or (losses) on cash, cash equivalents and short-term investments			(16,471)
12.7 Miscellaneous proceeds			
12.8 Total investment proceeds (Lines 12.1 to 12.7)	5,830,895	7,133,480	24,139,358
13. Cost of investments acquired (long-term only):			
13.1 Bonds	198,609	5,908,376	3,053,810
13.2 Stocks		1,935,664	1,935,687
13.3 Mortgage loans			
13.4 Real estate			
13.5 Other invested assets	3,400,000		7,250,000
13.6 Miscellaneous applications	610,991	6,225,797	5,383,386
13.7 Total investments acquired (Lines 13.1 to 13.6)	4,209,600	14,069,837	17,622,883
14. Net increase (or decrease) in contract loans and premium notes	(126,752)	9,995	9,082
15. Net cash from investments (Line 12.8 minus Line 13.7 and Line 14)	1,748,047	(6,946,352)	6,507,393
Cash from Financing and Miscellaneous Sources			
16. Cash provided (applied):			
16.1 Surplus notes, capital notes			
16.2 Capital and paid in surplus, less treasury stock			
16.3 Borrowed funds			
16.4 Net deposits on deposit-type contracts and other insurance liabilities	3,600	(41,779)	(91,075)
16.5 Dividends to stockholders			
16.6 Other cash provided (applied)	1,407,823	1,937,401	7,302,654
17. Net cash from financing and miscellaneous sources (Line 16.1 through Line 16.4 minus Line 16.5 plus Line 16.6)	1,411,423	1,895,622	7,211,579
RECONCILIATION OF CASH, CASH EQUIVALENTS AND SHORT-TERM INVESTMENTS			
18. Net change in cash, cash equivalents and short-term investments (Line 11, plus Lines 15 and 17)	2,162,194	(2,922,473)	8,859,912
19. Cash, cash equivalents and short-term investments:			
19.1 Beginning of year	46,019,381	37,159,469	37,159,469
19.2 End of period (Line 18 plus Line 19.1)	48,181,575	34,236,996	46,019,381

Note: Supplemental disclosures of cash flow information for non-cash transactions:

--	--	--

EXHIBIT 1

DIRECT PREMIUMS AND DEPOSIT-TYPE CONTRACTS

	1 Current Year To Date	2 Prior Year To Date	3 Prior Year Ended December 31
1. Individual life	1,812,234	1,953,967	4,109,785
2. Group life	5,084	5,574	10,997
3. Individual annuities	4,264	32,385	58,405
4. Group annuities			
5. Accident & health	12,697,884	22,130,750	53,646,824
6. Fraternal			
7. Other lines of business			
8. Subtotal (Lines 1 through 7)	14,519,466	24,122,676	57,826,011
9. Deposit-type contracts			
10. Total (Lines 8 and 9)	14,519,466	24,122,676	57,826,011

STATEMENT AS OF JUNE 30, 2024 OF THE American National Life Insurance Company of Texas
NOTES TO FINANCIAL STATEMENTS

NOTE 1 Summary of Significant Accounting Policies and Going Concern

A. Accounting Practices

The financial statements of American National Life Insurance Company of Texas (the "Company") are presented on the basis of accounting practices prescribed or permitted by the State of Texas Department of Insurance ("TDI").

The TDI recognizes only statutory accounting practices ("SAP") prescribed by the State of Texas for determining and reporting the financial condition and results of operations of an insurance company and for determining its solvency under the Texas Insurance Law. The National Association of Insurance Commissioners' ("NAIC") Accounting Practices and Procedures manual ("NAIC SAP") has been adopted as a component of prescribed or permitted practices by the State of Texas. The state has implemented and adopted certain exceptions to the prescribed accounting practices found in the NAIC SAP and the Insurance Commissioner of the State of Texas has the right to permit other specific practices that deviate from prescribed practices. As of the date of this report, the Company has not implemented any such exceptions, has not requested permission for a permitted practice, nor been directed by the State of Texas to implement any accounting practice unique to the Company.

The following table presents a reconciliation of the Company's net income and capital and surplus between NAIC SAP and practices prescribed or permitted by the State of Texas:

	F/S	F/S		2024	2023
	SSAP #	Page	Line #		
NET INCOME					
(1) State basis (Page 4, Line 35, Columns 1 & 3)	XXX	XXX	XXX	\$ (917,187)	\$ 7,783,087
(2) State Prescribed Practices that are an increase/(decrease) from NAIC SAP:				—	—
(3) State Permitted Practices that are an increase/(decrease) from NAIC SAP:				—	—
(4) NAIC SAP (1-2-3=4)	XXX	XXX	XXX	<u>\$ (917,187)</u>	<u>\$ 7,783,087</u>
SURPLUS					
(5) State basis (Page 3, Line 38, Columns 1 & 2)	XXX	XXX	XXX	\$ 53,368,951	\$ 53,613,459
(6) State Prescribed Practices that are an increase/(decrease) from NAIC SAP:				—	—
(7) State Permitted Practices that are an increase/(decrease) from NAIC SAP:				—	—
(8) NAIC SAP (5-6-7=8)	XXX	XXX	XXX	<u>\$ 53,368,951</u>	<u>\$ 53,613,459</u>

B. Use of Estimates in the Preparation of the Financial Statements

No significant change.

C. Accounting Policy

(1) No significant change.

(2) Bonds are valued in accordance with the Securities Valuation Office ("SVO") and rules promulgated by the NAIC. For those securities that are not priced by the SVO, the price is obtained from independent pricing services. Bonds not backed by other loans are generally stated at amortized cost using the scientific interest method, except for bonds with an NAIC designation of 6, which are recorded at the lower of amortized cost or estimated fair value.

(3-5) No significant change.

(6) Loan-backed securities are stated at amortized cost using the retrospective method including anticipated prepayments at the date of purchase, except for those with a NAIC designation 6, which are stated at lower of amortized cost or estimated fair value.

(7-13) No significant change.

D. Going Concern

Based upon its evaluation of relevant conditions and events, management did not have substantial doubt about the Company's ability to continue as a going concern.

NOTE 2 Accounting Changes and Corrections of Errors

No significant change.

NOTE 3 Business Combinations and Goodwill

No significant change.

NOTE 4 Discontinued Operations

No significant change.

NOTE 5 Investments

A. Mortgage Loans, including Mezzanine Real Estate Loans

No significant change.

B. Debt Restructuring

No significant change.

C. Reverse Mortgages

No significant change.

STATEMENT AS OF JUNE 30, 2024 OF THE American National Life Insurance Company of Texas
NOTES TO FINANCIAL STATEMENTS

D. Loan-Backed Securities

(1) Prepayment assumptions for mortgage-backed/asset-backed securities were obtained from independent third party pricing services or internal estimates.

(2) At June 30, 2024, the Company did not have any securities within the scope of SSAP 43R, *Loan-backed and Structured Securities*, with a recognized other-than-temporary impairment due to the intent to sell or an inability or lack of intent to retain the security for a period of time sufficient to recover the amortized cost basis.

(3) At June 30, 2024, the Company did not hold any loan-backed and structured securities with a recognized credit-related OTTI.

(4) Loan-backed and structured securities in unrealized loss positions are as follows:

a. The aggregate amount of unrealized losses:

1. Less than 12 Months	\$	(2,541)
2. 12 Months or Longer		—

b. The aggregate related fair value of securities with unrealized losses:

1. Less than 12 Months	\$	336,866
2. 12 Months or Longer		—

(5) All loan-backed and structured securities in an unrealized loss position were reviewed to determine whether an other-than-temporary impairment should be recognized. As of June 30, 2024, the Company believes it has the intent and ability to hold securities long enough to allow the cost basis of these securities to be recovered. Although the investment securities above did not meet management's criteria for other-than-temporary impairment at this time, it is possible that future events or information could cause them to conclude that declines in value are other-than-temporary.

E. Dollar Repurchase Agreements and/or Securities Lending Transactions

Not applicable - The Company has no repurchase agreements or securities lending transactions.

F. Repurchase Agreements Transactions Accounted for as Secured Borrowing

Not applicable - The Company has no repurchase agreements transactions.

G. Reverse Repurchase Agreements Transactions Accounted for as Secured Borrowing

Not applicable - The Company has no reverse repurchase agreements transactions.

H. Repurchase Agreements Transactions Accounted for as a Sale

Not applicable - The Company has no repurchase agreements transactions.

I. Reverse Repurchase Agreements Transactions Accounted for as a Sale

Not applicable - The Company has no reverse repurchase agreements transactions.

J. Real Estate

No significant change.

K. Low Income Housing tax Credits (LIHTC)

No significant change.

L. Restricted Assets

No significant change.

M. Working Capital Finance Investments

Not applicable - The Company has no working capital finance investments.

N. Offsetting and Netting of Assets and Liabilities

Not applicable - The Company has no offsetting and netting of assets and liabilities.

O. 5GI Securities

No significant change.

P. Short Sales

No significant change.

Q. Prepayment Penalty and Acceleration Fees

No significant change.

R. Reporting Entity's Share of Cash Pool by Asset Type

Not applicable - The Company did not participate in any cash pools.

NOTE 6 Joint Ventures, Partnerships and Limited Liability Companies

No significant change.

NOTE 7 Investment Income

No significant change.

NOTE 8 Derivative Instruments

Not applicable - The Company has no investments in derivative instruments.

NOTE 9 Income Taxes

No significant change.

STATEMENT AS OF JUNE 30, 2024 OF THE American National Life Insurance Company of Texas
NOTES TO FINANCIAL STATEMENTS

NOTE 10 Information Concerning Parent, Subsidiaries, Affiliates and Other Related Parties

A.-F. No significant change.

G. On May 2, 2024, the Company's indirect parent company, Brookfield Reinsurance Ltd., completed its acquisition of American Equity Investment Life Holding Company ("AEL"). Effective May 7, 2024, American National Group, LLC, an indirect parent company of the Company, merged into AEL, with AEL being the survivor. AEL's name was changed effective May 7, 2024 to "American National Group Inc."

H.-O. No significant change.

NOTE 11 Debt

A. No significant change.

B. FHLB (Federal Home Loan Bank) Agreements

Not applicable - The Company has no FHLB agreements.

NOTE 12 Retirement Plans, Deferred Compensation, Postemployment Benefits and Compensated Absences and Other Postretirement Benefit Plan

A. Defined Benefit Plan

Not applicable - The Company has no defined benefit plans.

B. Investment Strategies for Plan Assets

No significant change.

C. The fair value of each class of plan assets

No significant change.

D. Basis of Long Term Rate of Return on Plan Assets

No significant change.

E. Defined Contribution Plan

No significant change.

F. Multiemployer Plans

No significant change.

G. Consolidated/Holding Company Plans

No significant change.

H. Postemployment Benefits and Compensated Absences

No significant change.

I. Impact of Medicare Modernization Act on Postretirement Benefits (INT 04-17)

No significant change.

NOTE 13 Capital and Surplus, Dividend Restrictions and Quasi-Reorganizations

No significant change.

NOTE 14 Liabilities, Contingencies and Assessments

No significant change.

NOTE 15 Leases

No significant change.

NOTE 16 Information About Financial Instruments With Off-Balance Sheet Risk and Financial Instruments With Concentrations of Credit Risk

No significant change.

NOTE 17 Sale, Transfer and Servicing of Financial Assets and Extinguishments of Liabilities

Not applicable – The Company had no sales, transfers, or servicing of financial assets and extinguishment of liabilities during the reporting periods.

NOTE 18 Gain or Loss to the Reporting Entity from Uninsured Plans and the Uninsured Portion of Partially Insured Plans

No significant change.

NOTE 19 Direct Premium Written/Produced by Managing General Agents/Third Party Administrators

No significant change.

NOTE 20 Fair Value Measurements

A. Fair Value Measurements at Reporting Date

(1) Not applicable - The Company reported no assets or liabilities at fair value or NAV as a practical expedient during the reporting period.

(2) Not applicable - The Company had no Level 3 investments reported at fair value at the end of the reporting period.

(3) Transfers between levels, if any, are recognized at the end of the reporting period.

(4) During the current reporting period, the Company did not report any investments at fair value in Level 2 or Level 3. The market values held as equity and fixed income securities are obtained from various pricing services. There has been no change in the valuation techniques and related inputs.

(5) Not applicable - The Company does not own any derivative securities.

STATEMENT AS OF JUNE 30, 2024 OF THE American National Life Insurance Company of Texas
NOTES TO FINANCIAL STATEMENTS

B. The Company's financial assets and liabilities carried at fair value have been classified, for disclosure purposes, based on a hierarchy defined by SSAP No. 100, *Fair Value Measurements*. Fair value is defined as the price that would be received to sell an asset or paid to transfer a liability in an orderly transaction between market participants at the measurement date. This guidance establishes a framework for measuring fair value that includes a hierarchy used to classify the inputs used in measuring fair value. The hierarchy prioritizes the inputs to valuation techniques used to measure fair value into three levels. The level in the fair value hierarchy within which the fair value measurement falls is determined based on the lowest level input that is significant to the fair value measurement.

Level 1: Fair value is based on unadjusted quoted prices for identical assets or liabilities in an active market. Active markets are defined as a market in which many transactions occur with sufficient frequency and volume to provide pricing information on an ongoing basis.

Level 2: Observable inputs other than level 1 prices, such as quoted prices in active markets for similar assets or liabilities; quoted prices in markets that are not active for identical or similar assets or liabilities, or other model driven inputs that are observable or can be corroborated by observable market data for substantially the full term of the assets or liabilities. Valuations are generally obtained from third-party pricing services for identical or comparable assets or liabilities or through the use of valuation methodologies using observable market inputs.

Level 3: Instruments whose values are based on prices or valuation techniques that require inputs that are both unobservable and significant to the overall fair value measurement. These inputs reflect management's own assumptions in pricing the asset or liability. Pricing may also be based upon broker quotes that do not represent an offer to transact. Prices are determined using valuation methodologies such as option pricing models, discounted cash flow models and other similar techniques. Non-binding broker quotes, which are utilized when pricing service information is not available, are reviewed for reasonableness based on the Company's understanding of the market, and are generally considered Level 3. To the extent the internally developed valuations use significant unobservable inputs, they are classified as Level 3.

The availability of observable inputs varies by instrument. In situations where fair value is based on internally developed pricing models or inputs that are unobservable in the market, the determination of fair value requires more judgment. The degree of judgment exercised by the Company in determining fair value is typically greatest for instruments categorized in Level 3. In many instances, valuation inputs used to measure fair value fall into different levels of the fair value hierarchy. The category level in the fair value hierarchy is determined based on the lowest level input that is significant to the fair value measurement in its entirety. The Company uses prices and inputs that are current as of the measurement date, including during periods of market disruption. In periods of market disruption, the ability to observe prices and inputs may be reduced for many instruments.

The Company is responsible for the determination of fair value and the supporting assumptions and methodologies. The Company gains assurance that assets and liabilities are appropriately valued through the execution of various processes and controls designed to ensure the overall reasonableness and consistent application of valuation methodologies, including inputs and assumptions, and compliance with accounting standards. For fair values received from third parties or internally estimated, the Company's processes and controls are designed to ensure that the valuation methodologies are appropriate and consistently applied, the inputs and assumptions are reasonable and consistent with the objective of determining fair value, and the fair values are accurately recorded. For example, on a continuing basis, the Company assesses the reasonableness of individual fair values that have stale security prices or that exceed certain thresholds as compared to previous fair values received from valuation service providers or brokers or derived from internal models.

C. Aggregate fair value for all financial instruments and the level within the fair value hierarchy in which the fair value measurements in their entirety fall. The table below reflects the fair values and admitted values of all admitted assets that are financial instruments. The fair values are also categorized into the three-level fair value hierarchy as described above in the Note 20B.

Type of Financial Instrument	Aggregate Fair Value	Carrying Value	(Level 1)	(Level 2)	(Level 3)	Net Asset Value (NAV)	Practicable (Carrying Value)
Bonds	\$ 66,274,065	\$ 73,205,239	\$ 4,935,314	\$ 61,338,751	\$ —	\$ —	\$ —
Cash, cash equivalents and short-term investments	48,181,575	48,181,575	48,181,575	—	—	—	—
Policy loans	2,463,433	2,463,433	—	—	2,463,433	—	—
Other invested assets	2,600,000	2,600,000	—	—	2,600,000	—	—

The estimated fair values of the financial instruments presented above are determined by the Company using market information available as of the end of the current quarter. Considerable judgment is required to interpret market data in developing the estimates of fair value for financial instruments for which there are no available market value quotations. The estimates presented are not necessarily indicative of the amounts the Company could realize in a market exchange. The use of different market assumptions and/or estimation methodologies may have a material effect on the estimated fair value amounts.

Level 1 financial instruments

Unadjusted quoted prices for these securities are provided to the Company by independent pricing services. Cash included in Level 1 represents cash on hand.

Level 2 financial instruments

Bonds included in Level 2 are valued principally by third party pricing services using market observable inputs. Because most bonds do not trade daily, independent pricing services regularly derive fair values using recent trades of securities with similar features. When recent trades are not available, pricing models are used to estimate the fair values of securities by discounting future cash flows at estimated market interest rates. Typical inputs to models used by independent pricing services include but are not limited to benchmark yields, reported trades, broker-dealer quotes, issuer spreads, benchmark securities, bids, offers, reference data, and industry and economic events. Additionally, for loan-backed and structured securities, valuation is based primarily on market inputs including benchmark yields, expected prepayment speeds, loss severity, delinquency rates, weighted average coupon, weighted average maturity and issuance specific information. Issuance specific information includes collateral type, payment terms of underlying assets, payment priority within the tranche, structure of the security, deal performance and vintage of loans.

Level 3 financial instruments

Valuation techniques for bonds and cash, cash equivalents, and short-term investments included in Level 3 are generally the same as those described in Level 2 except that the techniques utilize inputs that are not readily observable in the market, including illiquidity premiums and spread adjustments to reflect industry trends or specific credit-related issues. The Company assesses the significance of unobservable inputs for each security and classifies that security in Level 3 as a result of the significance of unobservable inputs.

Policy loans are fully collateralized by the cash surrender value of underlying insurance policies and are valued based on the carrying value of the loan, which is determined to be its fair value, and are classified as Level 3.

Other invested assets include collateral loans that are carried at unpaid principal. The Company believes carrying value approximates fair value and are classified as Level 3.

D. Not Practicable to Estimate Fair Value

Not applicable - There were no financial instruments for which it is not practicable for the Company to estimate fair value.

E. Investments measured using Net Asset Value

Not applicable - The Company had no investments measured using net asset value.

NOTE 21 Other Items

A-B. No significant change.

C. The Company had no unamortized balances in IMR for allocated gains/losses to IMR from derivatives that were reported at fair value prior to the termination of the derivative. The Company's general account net negative (disallowed) IMR was \$832,415. The Company's general account negative IMR admitted was \$832,415, 1.6% of the adjusted capital and surplus of \$51,917,093.

The Company's fixed income investments generating IMR losses complied with the reporting entity's documented investment or liability management policies. The Company had no IMR losses for fixed income related derivatives in which unrealized derivative gains were reversed to IMR and amortized in lieu of being recognized as realized gains upon derivative termination. The Company had no deviation from the entity's documented investment or liability management policies due to a temporary and transitory timing issue or related to a specific event, such as a reinsurance transaction, that mechanically made the cause of IMR losses not reflective of reinvestment activities. The Company had no asset sales generating admitted negative IMR compelled by liquidity pressures.

D-I. No significant change.

NOTE 22 Events Subsequent

Subsequent events have been considered through August 15, 2024, the date the accompanying statutory financial statements were available to be issued.

STATEMENT AS OF JUNE 30, 2024 OF THE American National Life Insurance Company of Texas
NOTES TO FINANCIAL STATEMENTS

NOTE 23 Reinsurance

No significant change.

NOTE 24 Retrospectively Rated Contracts & Contracts Subject to Redetermination

Not applicable - The Company had no retrospectively rated contracts or contracts subject to redetermination.

NOTE 25 Change in Incurred Losses and Loss Adjustment Expenses

A. Reserves as of January 1, 2024 were \$853,804. As of June 30, 2024, \$1,279,139 has been paid for incurred losses and loss adjustment expenses attributable to insured events of prior years. Reserves remaining for prior years are now \$7,806, as a result of re-estimation of unpaid claims and claim adjustment expenses. Therefore, there has been \$433,141 of unfavorable prior-year development from December 31, 2023 to June 30, 2024. Original estimates are increased or decreased, as additional information becomes known regarding individual claims.

B. There were no significant changes in methodologies and assumptions used in calculating the liability for unpaid losses and loss adjustment expenses.

NOTE 26 Intercompany Pooling Arrangements

No significant change.

NOTE 27 Structured Settlements

No significant change.

NOTE 28 Health Care Receivables

No significant change.

NOTE 29 Participating Policies

No significant change.

NOTE 30 Premium Deficiency Reserves

No significant change.

NOTE 31 Reserves for Life Contracts and Annuity Contracts

No significant change.

NOTE 32 Analysis of Annuity Actuarial Reserves and Deposit Type Contract Liabilities by Withdrawal Characteristics

No significant change.

NOTE 33 Analysis of Life Actuarial Reserves by Withdrawal Characteristics

No significant change.

NOTE 34 Premium & Annuity Considerations Deferred and Uncollected

No significant change.

NOTE 35 Separate Accounts

No significant change.

NOTE 36 Loss/Claim Adjustment Expenses

No significant change.

STATEMENT AS OF JUNE 30, 2024 OF THE American National Life Insurance Company of Texas
GENERAL INTERROGATORIES

PART 1 - COMMON INTERROGATORIES

GENERAL

- 1.1 Did the reporting entity experience any material transactions requiring the filing of Disclosure of Material Transactions with the State of Domicile, as required by the Model Act? Yes [] No [X]
- 1.2 If yes, has the report been filed with the domiciliary state? Yes [] No []
- 2.1 Has any change been made during the year of this statement in the charter, by-laws, articles of incorporation, or deed of settlement of the reporting entity? Yes [] No [X]
- 2.2 If yes, date of change:
- 3.1 Is the reporting entity a member of an Insurance Holding Company System consisting of two or more affiliated persons, one or more of which is an insurer? Yes [X] No []
 If yes, complete Schedule Y, Parts 1 and 1A.
- 3.2 Have there been any substantial changes in the organizational chart since the prior quarter end? Yes [X] No []
- 3.3 If the response to 3.2 is yes, provide a brief description of those changes.
 Effective May 7, 2024, American National Group, LLC, an indirect parent of the insurer, merged into American Equity Investment Life Holding Company (AEL), with AEL being the survivor. AEL's name was changed on the same date to "American National Group Inc." The AEL companies are now part of the Brookfield Reinsurance Ltd. holding company system.
- 3.4 Is the reporting entity publicly traded or a member of a publicly traded group? Yes [X] No []
- 3.5 If the response to 3.4 is yes, provide the CIK (Central Index Key) code issued by the SEC for the entity/group. 1837429
- 4.1 Has the reporting entity been a party to a merger or consolidation during the period covered by this statement? Yes [] No [X]
- 4.2 If yes, provide the name of the entity, NAIC Company Code, and state of domicile (use two letter state abbreviation) for any entity that has ceased to exist as a result of the merger or consolidation.

1 Name of Entity	2 NAIC Company Code	3 State of Domicile

5. If the reporting entity is subject to a management agreement, including third-party administrator(s), managing general agent(s), attorney-in-fact, or similar agreement, have there been any significant changes regarding the terms of the agreement or principals involved? Yes [] No [X] N/A []
 If yes, attach an explanation.
- 6.1 State as of what date the latest financial examination of the reporting entity was made or is being made. 12/31/2020
- 6.2 State the as of date that the latest financial examination report became available from either the state of domicile or the reporting entity. This date should be the date of the examined balance sheet and not the date the report was completed or released. 12/31/2020
- 6.3 State as of what date the latest financial examination report became available to other states or the public from either the state of domicile or the reporting entity. This is the release date or completion date of the examination report and not the date of the examination (balance sheet date). 06/10/2022
- 6.4 By what department or departments?
 Texas Department of Insurance
- 6.5 Have all financial statement adjustments within the latest financial examination report been accounted for in a subsequent financial statement filed with Departments? Yes [] No [] N/A [X]
- 6.6 Have all of the recommendations within the latest financial examination report been complied with? Yes [] No [] N/A [X]
- 7.1 Has this reporting entity had any Certificates of Authority, licenses or registrations (including corporate registration, if applicable) suspended or revoked by any governmental entity during the reporting period? Yes [] No [X]
- 7.2 If yes, give full information:
- 8.1 Is the company a subsidiary of a bank holding company regulated by the Federal Reserve Board? Yes [] No [X]
- 8.2 If response to 8.1 is yes, please identify the name of the bank holding company.
- 8.3 Is the company affiliated with one or more banks, thrifts or securities firms? Yes [X] No []
- 8.4 If response to 8.3 is yes, please provide below the names and location (city and state of the main office) of any affiliates regulated by a federal regulatory services agency [i.e. the Federal Reserve Board (FRB), the Office of the Comptroller of the Currency (OCC), the Federal Deposit Insurance Corporation (FDIC) and the Securities Exchange Commission (SEC)] and identify the affiliate's primary federal regulator.

1 Affiliate Name	2 Location (City, State)	3 FRB	4 OCC	5 FDIC	6 SEC
ANICO Financial Services Inc.	Galveston, Texas	NO	NO	NO	YES
AEL Financial Services, LLC	Charlotte, North Carolina	NO	NO	NO	YES

STATEMENT AS OF JUNE 30, 2024 OF THE American National Life Insurance Company of Texas
GENERAL INTERROGATORIES

- 9.1 Are the senior officers (principal executive officer, principal financial officer, principal accounting officer or controller, or persons performing similar functions) of the reporting entity subject to a code of ethics, which includes the following standards? Yes [X] No []
- (a) Honest and ethical conduct, including the ethical handling of actual or apparent conflicts of interest between personal and professional relationships;
- (b) Full, fair, accurate, timely and understandable disclosure in the periodic reports required to be filed by the reporting entity;
- (c) Compliance with applicable governmental laws, rules and regulations;
- (d) The prompt internal reporting of violations to an appropriate person or persons identified in the code; and
- (e) Accountability for adherence to the code.
- 9.11 If the response to 9.1 is No, please explain:
- 9.2 Has the code of ethics for senior managers been amended? Yes [] No [X]
- 9.21 If the response to 9.2 is Yes, provide information related to amendment(s).
- 9.3 Have any provisions of the code of ethics been waived for any of the specified officers? Yes [] No [X]
- 9.31 If the response to 9.3 is Yes, provide the nature of any waiver(s).

FINANCIAL

- 10.1 Does the reporting entity report any amounts due from parent, subsidiaries or affiliates on Page 2 of this statement? Yes [X] No []
- 10.2 If yes, indicate any amounts receivable from parent included in the Page 2 amount: \$

INVESTMENT

- 11.1 Were any of the stocks, bonds, or other assets of the reporting entity loaned, placed under option agreement, or otherwise made available for use by another person? (Exclude securities under securities lending agreements.) Yes [] No [X]
- 11.2 If yes, give full and complete information relating thereto:
12. Amount of real estate and mortgages held in other invested assets in Schedule BA: \$
13. Amount of real estate and mortgages held in short-term investments: \$
- 14.1 Does the reporting entity have any investments in parent, subsidiaries and affiliates? Yes [X] No []
- 14.2 If yes, please complete the following:

	1 Prior Year-End Book/Adjusted Carrying Value	2 Current Quarter Book/Adjusted Carrying Value
14.21 Bonds	\$	\$
14.22 Preferred Stock	\$	\$
14.23 Common Stock	\$ 1,888,338	\$ 1,981,105
14.24 Short-Term Investments	\$	\$
14.25 Mortgage Loans on Real Estate	\$	\$
14.26 All Other	\$	\$
14.27 Total Investment in Parent, Subsidiaries and Affiliates (Subtotal Lines 14.21 to 14.26)	\$ 1,888,338	\$ 1,981,105
14.28 Total Investment in Parent included in Lines 14.21 to 14.26 above	\$	\$

- 15.1 Has the reporting entity entered into any hedging transactions reported on Schedule DB? Yes [] No [X]
- 15.2 If yes, has a comprehensive description of the hedging program been made available to the domiciliary state? Yes [] No [] N/A [X]
 If no, attach a description with this statement.
16. For the reporting entity's security lending program, state the amount of the following as of the current statement date:
- 16.1 Total fair value of reinvested collateral assets reported on Schedule DL, Parts 1 and 2. \$
- 16.2 Total book/adjusted carrying value of reinvested collateral assets reported on Schedule DL, Parts 1 and 2 \$
- 16.3 Total payable for securities lending reported on the liability page. \$

STATEMENT AS OF JUNE 30, 2024 OF THE American National Life Insurance Company of Texas
GENERAL INTERROGATORIES

17. Excluding items in Schedule E - Part 3 - Special Deposits, real estate, mortgage loans and investments held physically in the reporting entity's offices, vaults or safety deposit boxes, were all stocks, bonds and other securities, owned throughout the current year held pursuant to a custodial agreement with a qualified bank or trust company in accordance with Section 1, III - General Examination Considerations, F. Outsourcing of Critical Functions, Custodial or Safekeeping Agreements of the NAIC Financial Condition Examiners Handbook? Yes [] No []
- 17.1 For all agreements that comply with the requirements of the NAIC Financial Condition Examiners Handbook, complete the following:

1 Name of Custodian(s)	2 Custodian Address
Bank of New York Mellon	One Wall Street, New York, NY

- 17.2 For all agreements that do not comply with the requirements of the NAIC Financial Condition Examiners Handbook, provide the name, location and a complete explanation:

1 Name(s)	2 Location(s)	3 Complete Explanation(s)

- 17.3 Have there been any changes, including name changes, in the custodian(s) identified in 17.1 during the current quarter? Yes [] No []

- 17.4 If yes, give full information relating thereto:

1 Old Custodian	2 New Custodian	3 Date of Change	4 Reason

- 17.5 Investment management – Identify all investment advisors, investment managers, broker/dealers, including individuals that have the authority to make investment decisions on behalf of the reporting entity. For assets that are managed internally by employees of the reporting entity, note as such. ["...that have access to the investment accounts"; "...handle securities"]

1 Name of Firm or Individual	2 Affiliation
American National Insurance Company	A.....

- 17.5097 For those firms/individuals listed in the table for Question 17.5, do any firms/individuals unaffiliated with the reporting entity (i.e. designated with a "U") manage more than 10% of the reporting entity's invested assets?..... Yes [] No []

- 17.5098 For firms/individuals unaffiliated with the reporting entity (i.e. designated with a "U") listed in the table for Question 17.5, does the total assets under management aggregate to more than 50% of the reporting entity's invested assets?..... Yes [] No []

- 17.6 For those firms or individuals listed in the table for 17.5 with an affiliation code of "A" (affiliated) or "U" (unaffiliated), provide the information for the table below.

1	2	3	4	5
Central Registration Depository Number	Name of Firm or Individual	Legal Entity Identifier (LEI)	Registered With	Investment Management Agreement (IMA) Filed
.....	American National Insurance Company	98450090906CB7AD0P60	DS.....

- 18.1 Have all the filing requirements of the Purposes and Procedures Manual of the NAIC Investment Analysis Office been followed? Yes [] No []

- 18.2 If no, list exceptions:

19. By self-designating 5GI securities, the reporting entity is certifying the following elements for each self-designated 5GI security:

- a. Documentation necessary to permit a full credit analysis of the security does not exist or an NAIC CRP credit rating for an FE or PL security is not available.
- b. Issuer or obligor is current on all contracted interest and principal payments.
- c. The insurer has an actual expectation of ultimate payment of all contracted interest and principal.

- Has the reporting entity self-designated 5GI securities? Yes [] No []

20. By self-designating PLGI securities, the reporting entity is certifying the following elements of each self-designated PLGI security:

- a. The security was purchased prior to January 1, 2018.
- b. The reporting entity is holding capital commensurate with the NAIC Designation reported for the security.
- c. The NAIC Designation was derived from the credit rating assigned by an NAIC CRP in its legal capacity as a NRSRO which is shown on a current private letter rating held by the insurer and available for examination by state insurance regulators.
- d. The reporting entity is not permitted to share this credit rating of the PL security with the SVO.

- Has the reporting entity self-designated PLGI securities? Yes [] No []

21. By assigning FE to a Schedule BA non-registered private fund, the reporting entity is certifying the following elements of each self-designated FE fund:

- a. The shares were purchased prior to January 1, 2019.
- b. The reporting entity is holding capital commensurate with the NAIC Designation reported for the security.
- c. The security had a public credit rating(s) with annual surveillance assigned by an NAIC CRP in its legal capacity as an NRSRO prior to January 1, 2019.
- d. The fund only or predominantly holds bonds in its portfolio.
- e. The current reported NAIC Designation was derived from the public credit rating(s) with annual surveillance assigned by an NAIC CRP in its legal capacity as an NRSRO.
- f. The public credit rating(s) with annual surveillance assigned by an NAIC CRP has not lapsed.

- Has the reporting entity assigned FE to Schedule BA non-registered private funds that complied with the above criteria? Yes [] No []

STATEMENT AS OF JUNE 30, 2024 OF THE American National Life Insurance Company of Texas
GENERAL INTERROGATORIES

PART 2 - LIFE AND ACCIDENT AND HEALTH COMPANIES/FRATERNAL BENEFIT SOCIETIES

Life and Accident Health Companies/Fraternal Benefit Societies:

1. Report the statement value of mortgage loans at the end of this reporting period for the following categories: 1
Amount
- 1.1 Long-Term Mortgages In Good Standing
- 1.11 Farm Mortgages\$.....
- 1.12 Residential Mortgages\$.....
- 1.13 Commercial Mortgages\$.....
- 1.14 Total Mortgages in Good Standing\$.....
- 1.2 Long-Term Mortgages In Good Standing with Restructured Terms
- 1.21 Total Mortgages in Good Standing with Restructured Terms.....\$.....
- 1.3 Long-Term Mortgage Loans Upon which Interest is Overdue more than Three Months
- 1.31 Farm Mortgages\$.....
- 1.32 Residential Mortgages\$.....
- 1.33 Commercial Mortgages\$.....
- 1.34 Total Mortgages with Interest Overdue more than Three Months\$.....
- 1.4 Long-Term Mortgage Loans in Process of Foreclosure
- 1.41 Farm Mortgages\$.....
- 1.42 Residential Mortgages\$.....
- 1.43 Commercial Mortgages\$.....
- 1.44 Total Mortgages in Process of Foreclosure\$.....
- 1.5 Total Mortgage Loans (Lines 1.14 + 1.21 + 1.34 + 1.44) (Page 2, Column 3, Lines 3.1 + 3.2)\$.....
- 1.6 Long-Term Mortgages Foreclosed, Properties Transferred to Real Estate in Current Quarter
- 1.61 Farm Mortgages\$.....
- 1.62 Residential Mortgages\$.....
- 1.63 Commercial Mortgages\$.....
- 1.64 Total Mortgages Foreclosed and Transferred to Real Estate\$.....
2. Operating Percentages:
- 2.1 A&H loss percent 36.700 %
- 2.2 A&H cost containment percent 1.600 %
- 2.3 A&H expense percent excluding cost containment expenses 7.200 %
- 3.1 Do you act as a custodian for health savings accounts? Yes [] No [X]
- 3.2 If yes, please provide the amount of custodial funds held as of the reporting date\$.....
- 3.3 Do you act as an administrator for health savings accounts? Yes [] No [X]
- 3.4 If yes, please provide the balance of the funds administered as of the reporting date\$.....
4. Is the reporting entity licensed or chartered, registered, qualified, eligible or writing business in at least two states? Yes [X] No []
- 4.1 If no, does the reporting entity assume reinsurance business that covers risks residing in at least one state other than the state of domicile of the reporting entity? Yes [] No []

Fraternal Benefit Societies Only:

- 5.1 In all cases where the reporting entity has assumed accident and health risks from another company, provisions should be made in this statement on account of such reinsurances for reserve equal to that which the original company would have been required to establish had it retained the risks. Has this been done? Yes [] No [] N/A []
- 5.2 If no, explain:
.....
- 6.1 Does the reporting entity have outstanding assessments in the form of liens against policy benefits that have increased surplus? Yes [] No []
- 6.2 If yes, what is the date(s) of the original lien and the total outstanding balance of liens that remain in surplus?

Date	Outstanding Lien Amount
.....

SCHEDULE S - CEDED REINSURANCE

Showing All New Reinsurance Treaties - Current Year to Date

1 NAIC Company Code	2 ID Number	3 Effective Date	4 Name of Reinsurer	5 Domiciliary Jurisdiction	6 Type of Reinsurance Ceded	7 Type of Business Ceded	8 Type of Reinsurer	9 Certified Reinsurer Rating (1 through 6)	10 Effective Date of Certified Reinsurer Rating
NONE									

STATEMENT AS OF JUNE 30, 2024 OF THE American National Life Insurance Company of Texas
SCHEDULE T - PREMIUMS AND ANNUITY CONSIDERATIONS

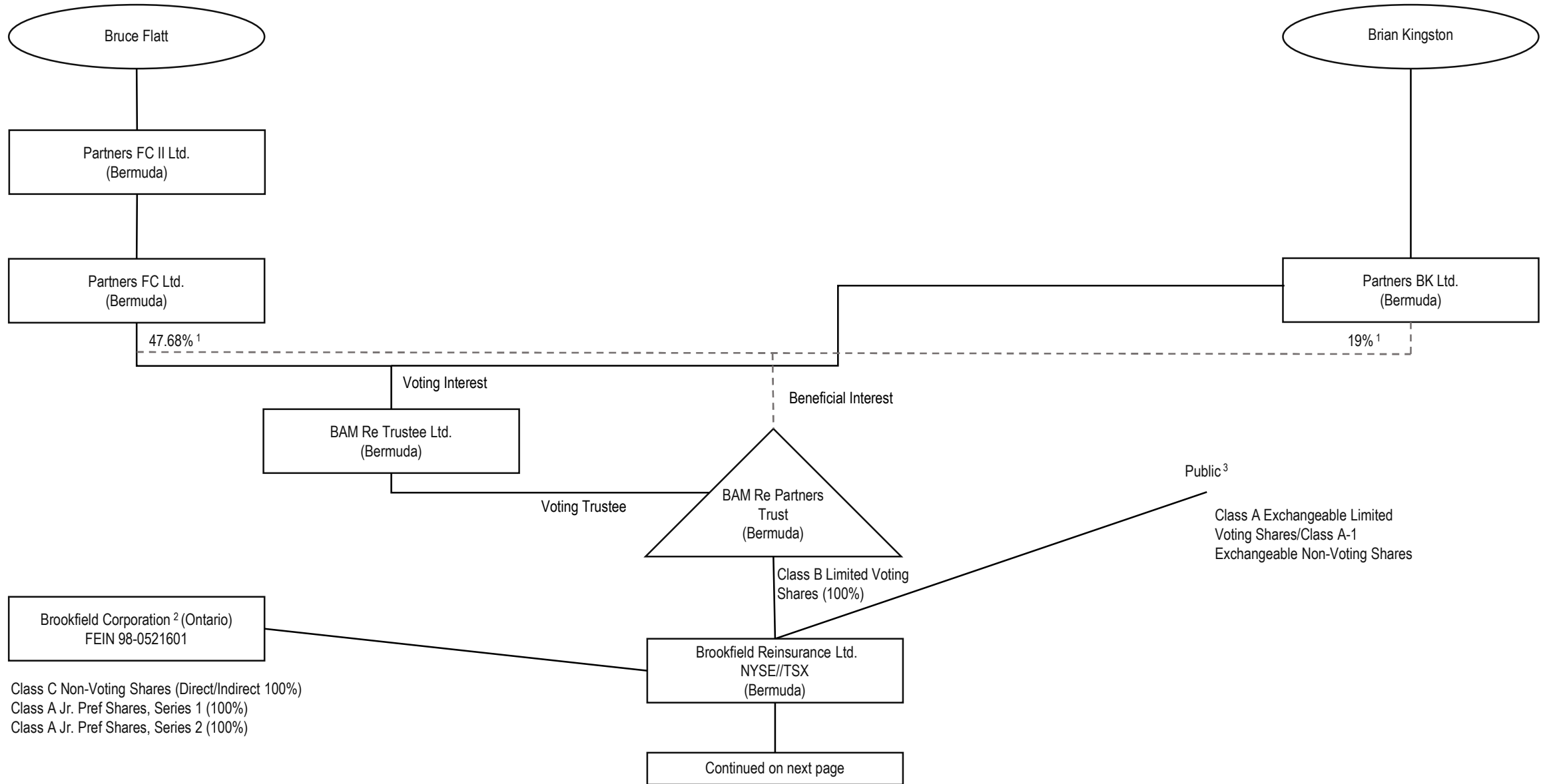
Current Year To Date - Allocated by States and Territories

States, Etc.	1 Active Status (a)	Life Contracts		Direct Business Only			
		2 Life Insurance Premiums	3 Annuity Considerations	4 Accident and Health Insurance Premiums, Including Policy, Membership and Other Fees	5 Other Considerations	6 Total Columns 2 Through 5	7 Deposit-Type Contracts
1. Alabama	AL	L	48,115		8,411	56,526	
2. Alaska	AK	L	2,679		7,273	9,952	
3. Arizona	AZ	L	13,365		102,028	115,393	
4. Arkansas	AR	L	22,025		60,659	82,684	
5. California	CA	L	82,535		801,575	884,110	
6. Colorado	CO	L	23,131		120,109	143,240	
7. Connecticut	CT	L	10,493		7,575	18,068	
8. Delaware	DE	L	1,291		151,679	152,970	
9. District of Columbia	DC	L					
10. Florida	FL	L	208,049		116,975	325,024	
11. Georgia	GA	L	41,033		70,324	111,357	
12. Hawaii	HI	L	36,215		24,420	60,635	
13. Idaho	ID	L	946		63,641	64,587	
14. Illinois	IL	L	29,981		142,938	172,919	
15. Indiana	IN	L	21,083		365,948	387,031	
16. Iowa	IA	L	9,948		216,124	226,072	
17. Kansas	KS	L	6,526		206,849	213,375	
18. Kentucky	KY	L	38,956		52,265	91,221	
19. Louisiana	LA	L	38,581		77,249	115,830	
20. Maine	ME	N	1,655		1,831	3,486	
21. Maryland	MD	L	30,035		154,732	184,767	
22. Massachusetts	MA	L	7,977	4,041	22,847	34,865	
23. Michigan	MI	L	17,635		212,805	230,440	
24. Minnesota	MN	L	130,408		4,210	134,618	
25. Mississippi	MS	L	25,666		140,831	166,497	
26. Missouri	MO	L	52,689		1,800,358	1,853,047	
27. Montana	MT	L	1,454		8,300	9,754	
28. Nebraska	NE	L	4,139		122,802	126,941	
29. Nevada	NV	L	24,957		161,393	186,350	
30. New Hampshire	NH	L	420			420	
31. New Jersey	NJ	N	4,619		10,547	15,166	
32. New Mexico	NM	L	27,154		23,953	51,107	
33. New York	NY	N	6,195		3,346	9,541	
34. North Carolina	NC	L	94,051	120	138,124	232,295	
35. North Dakota	ND	L			311	311	
36. Ohio	OH	L	36,322		501,106	537,428	
37. Oklahoma	OK	L	53,908		272,944	326,852	
38. Oregon	OR	L	2,748		495,925	498,673	
39. Pennsylvania	PA	L	28,063	47	109,274	137,384	
40. Rhode Island	RI	L		56	2,482	2,538	
41. South Carolina	SC	L	16,829		155,653	172,482	
42. South Dakota	SD	L	10,238		12,829	23,067	
43. Tennessee	TN	L	113,411		126,744	240,155	
44. Texas	TX	L	489,442		4,840,858	5,330,300	
45. Utah	UT	L	35,197		201,661	236,858	
46. Vermont	VT	N	748		2,238	2,986	
47. Virginia	VA	L	40,047		39,040	79,087	
48. Washington	WA	L	7,727		65,884	73,611	
49. West Virginia	WV	L	19,193		187,706	206,899	
50. Wisconsin	WI	L	30,554		51,176	81,730	
51. Wyoming	WY	L	2,067		82,214	84,281	
52. American Samoa	AS	N					
53. Guam	GU	L	2,243			2,243	
54. Puerto Rico	PR	N					
55. U.S. Virgin Islands	VI	N					
56. Northern Mariana Islands	MP	N					
57. Canada	CAN	N					
58. Aggregate Other Aliens	OT	XXX	16,439			16,439	
59. Subtotal	XXX		1,969,182	4,264	12,550,166	14,523,612	
90. Reporting entity contributions for employee benefits plans	XXX						
91. Dividends or refunds applied to purchase paid-up additions and annuities	XXX						
92. Dividends or refunds applied to shorten endowment or premium paying period	XXX						
93. Premium or annuity considerations waived under disability or other contract provisions	XXX	11,055				11,055	
94. Aggregate or other amounts not allocable by State	XXX						
95. Totals (Direct Business)	XXX	1,980,237	4,264	12,550,166		14,534,667	
96. Plus Reinsurance Assumed	XXX			62,528,357		62,528,357	
97. Totals (All Business)	XXX	1,980,237	4,264	75,078,523		77,063,024	
98. Less Reinsurance Ceded	XXX	849,134		73,111,801		73,960,935	
99. Totals (All Business) less Reinsurance Ceded	XXX	1,131,103	4,264	1,966,722		3,102,089	
DETAILS OF WRITE-INS							
58001. MEX Mexico	XXX	14,000				14,000	
58002. USA Overseas Military	XXX	2,439				2,439	
58003.	XXX						
58998. Summary of remaining write-ins for Line 58 from overflow page	XXX						
58999. Totals (Lines 58001 through 58003 plus 58998)(Line 58 above)	XXX	16,439				16,439	
9401.	XXX						
9402.	XXX						
9403.	XXX						
9498. Summary of remaining write-ins for Line 94 from overflow page	XXX						
9499. Totals (Lines 9401 through 9403 plus 9498)(Line 94 above)	XXX						

(a) Active Status Counts:

- | | |
|--|--|
| 1. L - Licensed or Chartered - Licensed insurance carrier or domiciled RRG..... 48 | 4. Q - Qualified - Qualified or accredited reinsurer..... |
| 2. R - Registered - Non-domiciled RRGs..... | 5. N - None of the above - Not allowed to write business in the state..... 9 |
| 3. E - Eligible - Reporting entities eligible or approved to write surplus lines in the state..... | |

**SCHEDULE Y - INFORMATION CONCERNING ACTIVITIES OF INSURER MEMBERS OF A HOLDING COMPANY GROUP
PART 1 - ORGANIZATIONAL CHART AS OF 6/30/2024**



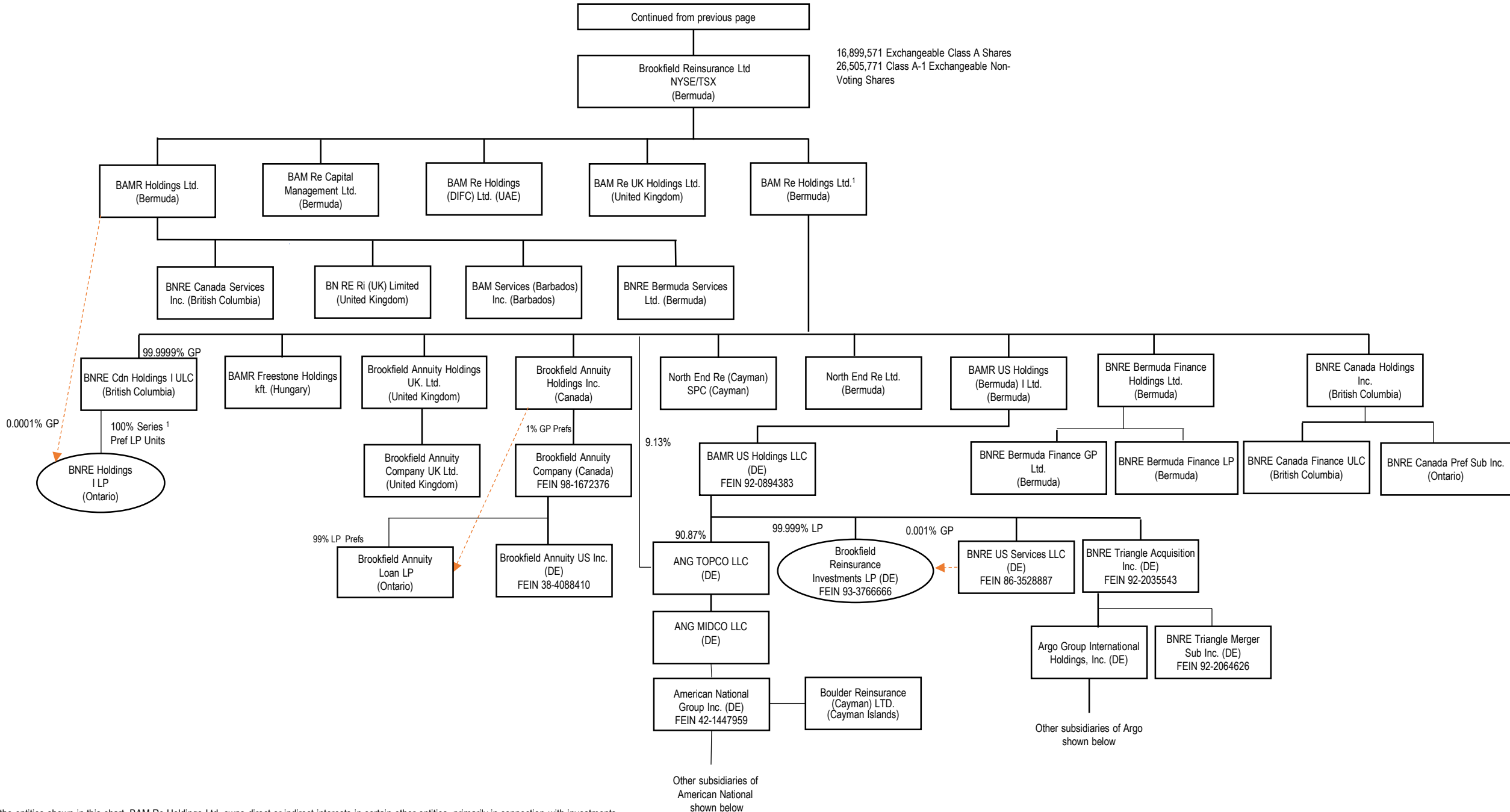
12

¹ This percentage represents both the percentage of beneficial interest in the BAM Re Partners Trust and the percentage of voting interest in BAM Re Trustee Ltd., which are the same percentage numbers. The remaining 33.32% beneficial interest in BAM Re Partners Trust and 33.32% voting interest in its trustee, BAM Re Trustee, is held through entities owned by (i) Sachin Shah (6.66%), (ii) Anuj Ranjan (6.66%) (iii) Connor Teskey (6.66%), (iv) Cyrus Madon (6.66%) and (v) Sam Pollock (6.66%).

² Pursuant to Commissioner's Order No. 2022-7321 (HCS No. 1130540), Brookfield Corporation is not a control person within the Registrants' holding company system, however Brookfield Corporation is included in this organizational chart due to certain commitments made by Brookfield Corporation in connection with its disclaimer of affiliation filing.

³ To the Company's knowledge based on filings made with the SEC as of the date hereof, Bruce Flatt is the only person holding 10% or more of the voting power of the Brookfield Reinsurance Ltd. Class A Shares

SCHEDULE Y - INFORMATION CONCERNING ACTIVITIES OF INSURER MEMBERS OF A HOLDING COMPANY GROUP
PART 1 - ORGANIZATIONAL CHART AS OF 6/30/2024



12.1

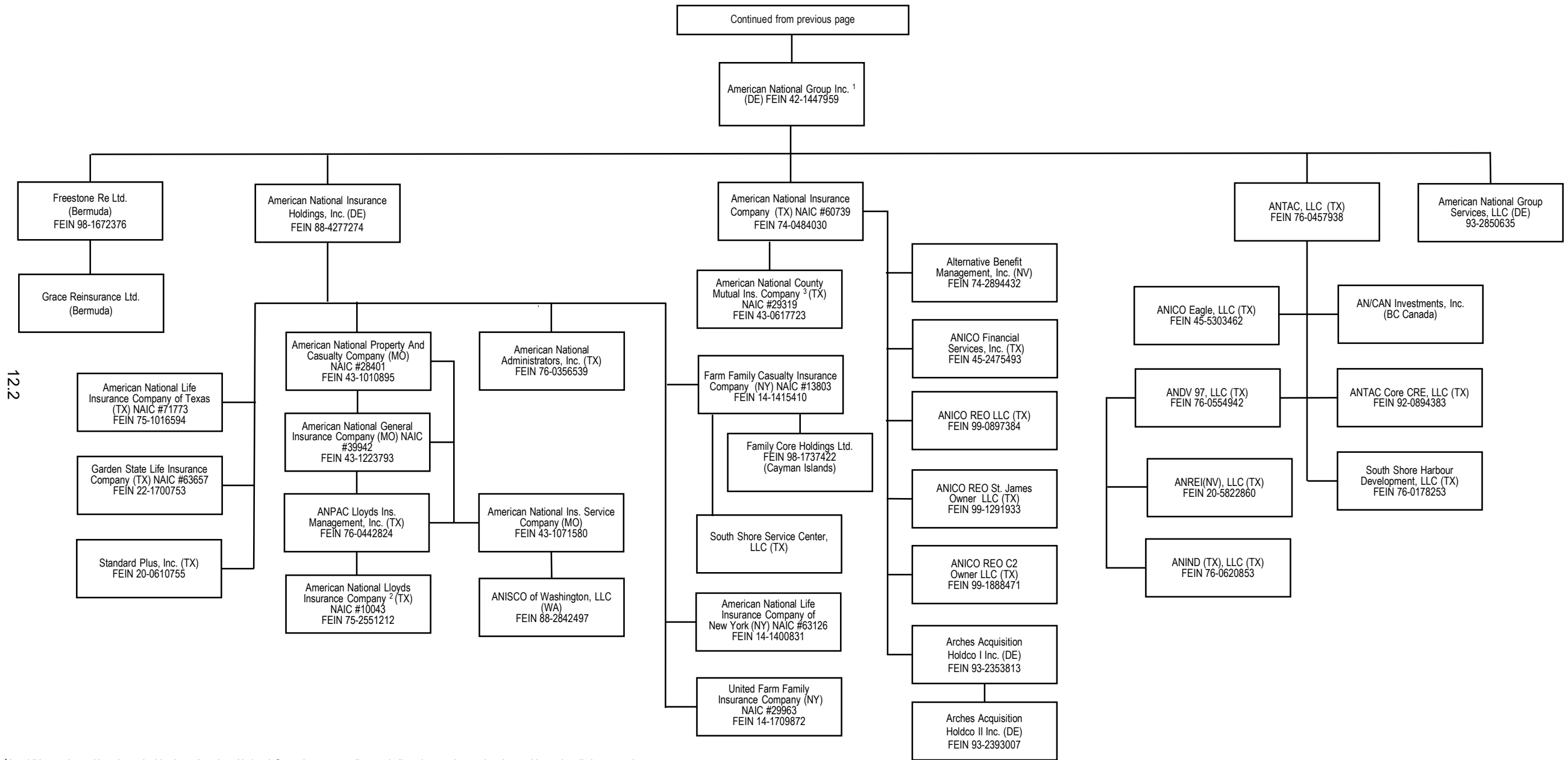
16,899,571 Exchangeable Class A Shares
 26,505,771 Class A-1 Exchangeable Non-Voting Shares

Other subsidiaries of American National shown below

Other subsidiaries of Argo shown below

¹ In addition to the entities shown in this chart, BAM Re Holdings Ltd. owns direct or indirect interests in certain other entities, primarily in connection with investments.

**SCHEDULE Y - INFORMATION CONCERNING ACTIVITIES OF INSURER MEMBERS OF A HOLDING COMPANY GROUP
PART 1 - ORGANIZATIONAL CHART AS OF 6/30/2024**



12.2

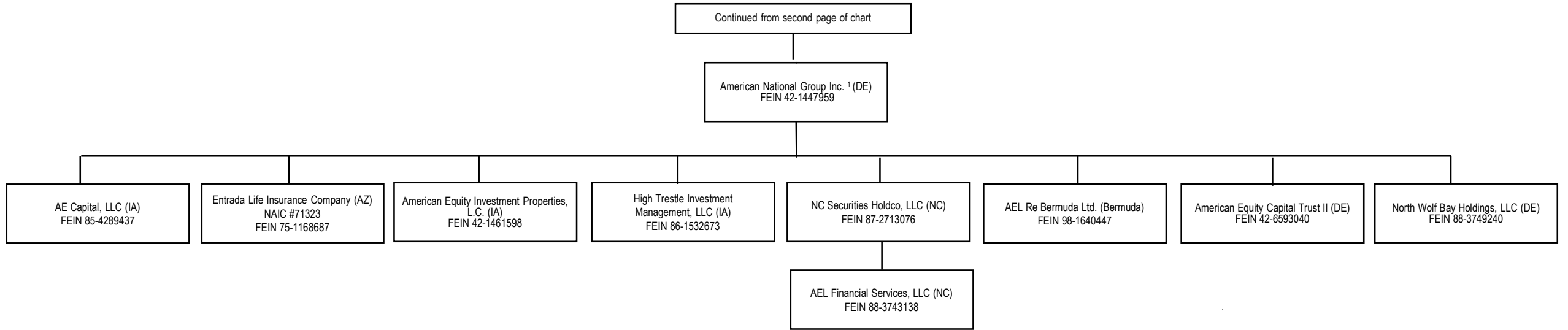
¹ In addition to the entities shown in this chart, American National Group Inc. owns a direct or indirect interest in certain other entities, primarily in connection with real estate and other investments.

² Not a subsidiary company, but managed by ANPAC Lloyds Insurance Management, Inc.

³ Not a subsidiary company but managed by American National Insurance Company.

Note: All subsidiaries are wholly owned, except as noted.

**SCHEDULE Y - INFORMATION CONCERNING ACTIVITIES OF INSURER MEMBERS OF A HOLDING COMPANY GROUP
PART 1 - ORGANIZATIONAL CHART AS OF 6/30/2024**



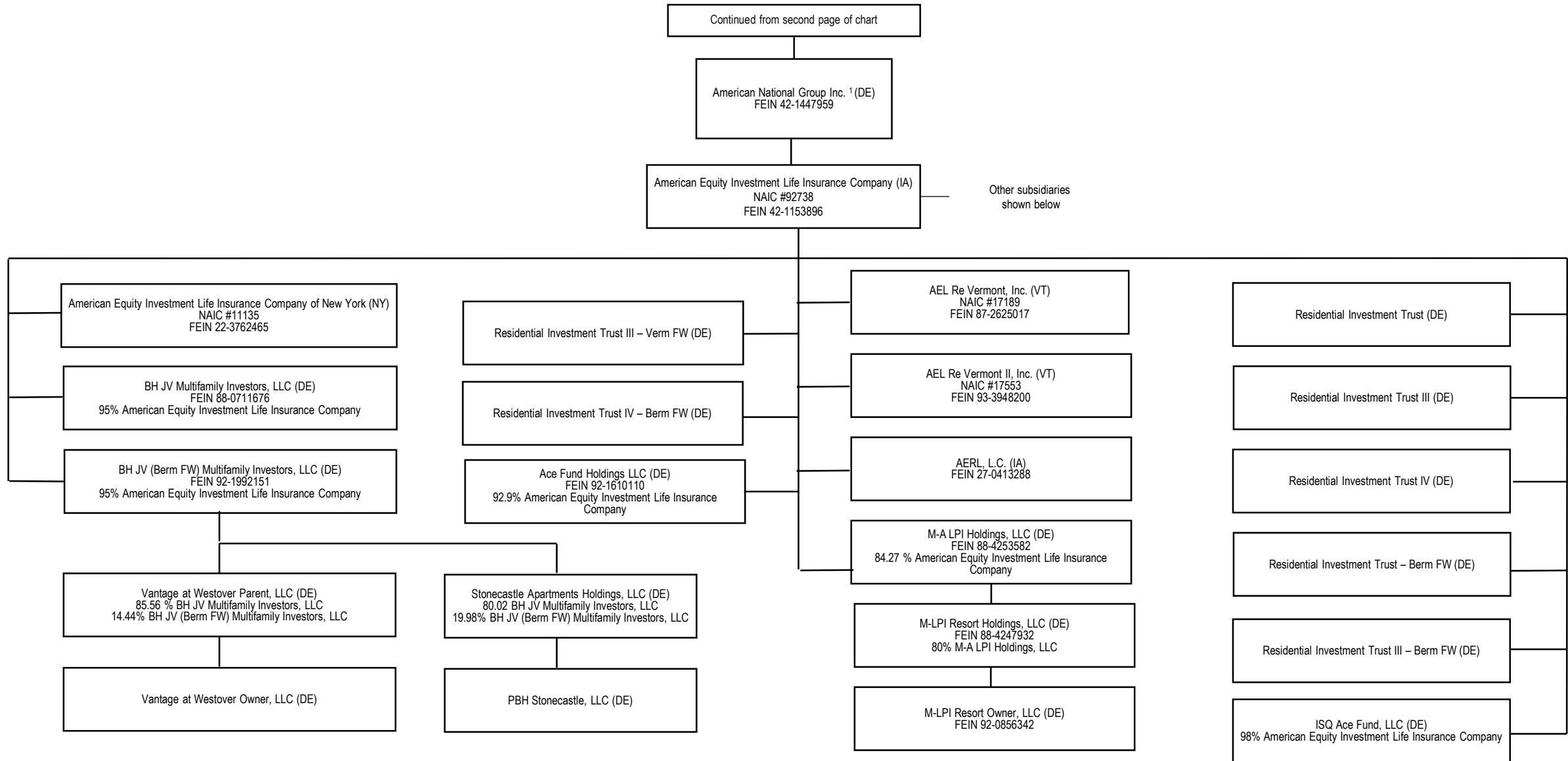
12.3

¹ In addition to the entities shown in this chart, American National Group Inc. owns a direct or indirect interest in certain other entities, primarily in connection with real estate and other investments.

Note: All subsidiaries are wholly owned, except as noted.

**SCHEDULE Y - INFORMATION CONCERNING ACTIVITIES OF INSURER MEMBERS OF A HOLDING COMPANY GROUP
PART 1 - ORGANIZATIONAL CHART AS OF 6/30/2024**

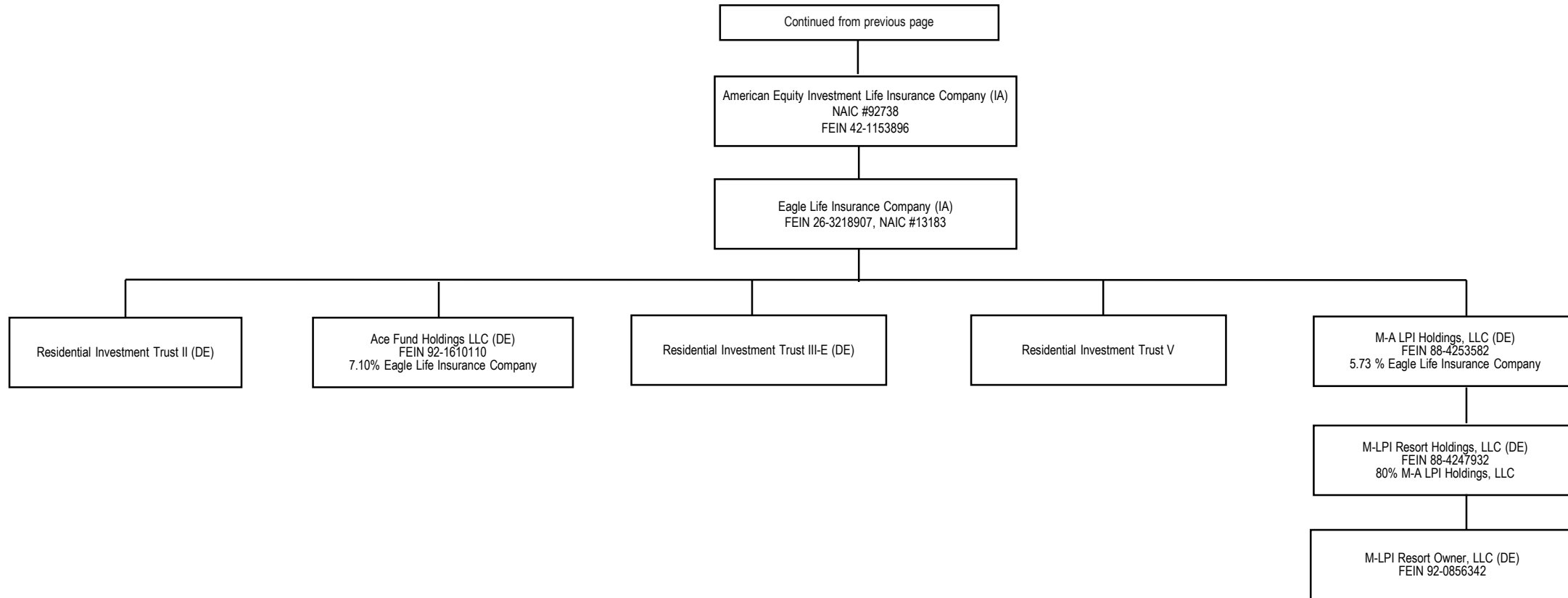
12.4



¹ In addition to the entities shown in this chart, American National Group Inc. owns a direct or indirect interest in certain other entities, primarily in connection with real estate and other investments.

Note: All subsidiaries are wholly owned, except as noted.

**SCHEDULE Y - INFORMATION CONCERNING ACTIVITIES OF INSURER MEMBERS OF A HOLDING COMPANY GROUP
PART 1 - ORGANIZATIONAL CHART AS OF 6/30/2024**

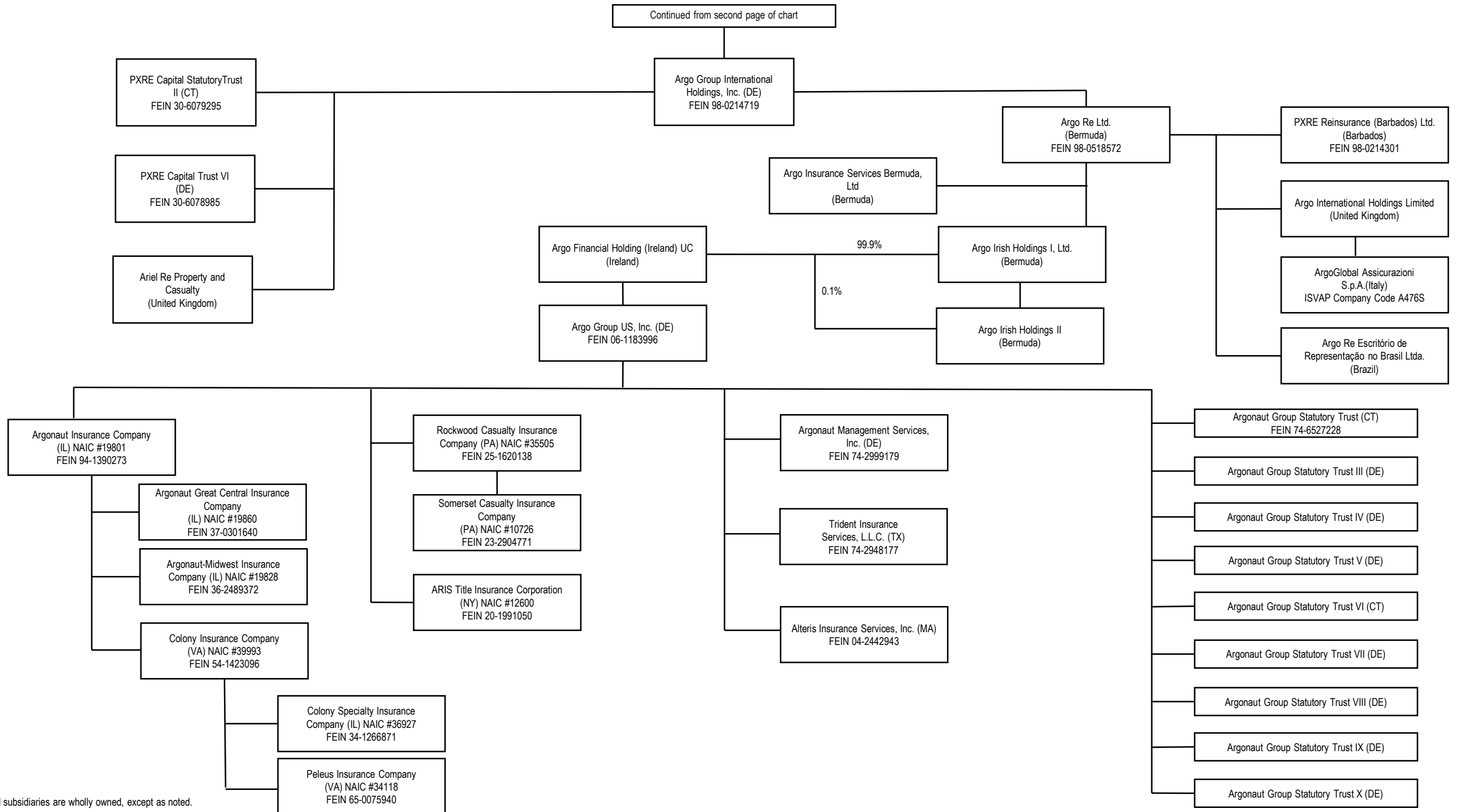


12.5

¹ In addition to the entities shown in this chart, American National Group Inc. owns a direct or indirect interest in certain other entities, primarily in connection with real estate and other investments.

Note: All subsidiaries are wholly owned, except as noted.

**SCHEDULE Y - INFORMATION CONCERNING ACTIVITIES OF INSURER MEMBERS OF A HOLDING COMPANY GROUP
PART 1 - ORGANIZATIONAL CHART AS OF 6/30/2024**



12.6

Note: All subsidiaries are wholly owned, except as noted.

STATEMENT AS OF JUNE 30, 2024 OF THE American National Life Insurance Company of Texas

SCHEDULE Y
PART 1A - DETAIL OF INSURANCE HOLDING COMPANY SYSTEM

1	2	3	4	5	6	7	8	9	10	11	12	13	14	15	16
Group Code	Group Name	NAIC Company Code	ID Number	Federal RSSD	CIK	Name of Securities Exchange if Publicly Traded (U.S. or International)	Names of Parent, Subsidiaries Or Affiliates	Domiciliary Location	Relationship to Reporting Entity	Directly Controlled by (Name of Entity/Person)	Type of Control (Ownership, Board, Management, Attorney-in-Fact, Influence, Other)	If Control is Ownership Provide Percentage	Ultimate Controlling Entity(ies)/Person(s)	Is an SCA Filing Required? (Yes/No)	*
.0408	Brookfield Reinsurance Ltd. Group	60739	74-0484030	1343722	0		American National Insurance Company	TX	IA	American National Group Inc.	Ownership	100.000	Brookfield Reinsurance Ltd.	NO	1
.0408	Brookfield Reinsurance Ltd. Group	71773	75-1016594	1343731	0		American National Life Insurance Company of Texas	TX	RE	American National Insurance Holdings, Inc.	Ownership	100.000	Brookfield Reinsurance Ltd.	NO	1
.0408	Brookfield Reinsurance Ltd. Group	63657	22-1700753		0		Garden State Life Insurance Company	TX	IA	American National Insurance Holdings, Inc.	Ownership	100.000	Brookfield Reinsurance Ltd.	NO	1
.0408	Brookfield Reinsurance Ltd. Group	63126	14-1400831		0		American National Life Insurance Company of New York	NY	IA	American National Insurance Holdings, Inc.	Ownership	100.000	Brookfield Reinsurance Ltd.	NO	1
.0408	Brookfield Reinsurance Ltd. Group	13803	14-1415410		0		Farm Family Casualty Insurance Company	NY	IA	American National Insurance Holdings, Inc.	Ownership	100.000	Brookfield Reinsurance Ltd.	NO	1
.0408	Brookfield Reinsurance Ltd. Group	29963	14-1709872		0		United Farm Family Insurance Company	NY	IA	American National Insurance Holdings, Inc.	Ownership	100.000	Brookfield Reinsurance Ltd.	NO	1
.0408	Brookfield Reinsurance Ltd. Group	28401	43-1010895	1343946	0		American National Property and Casualty Company	MO	IA	American National Insurance Holdings, Inc.	Ownership	100.000	Brookfield Reinsurance Ltd.	NO	1
.0408	Brookfield Reinsurance Ltd. Group	39942	43-1223793		0		American National General Insurance Company	MO	IA	American National Property and Casualty Company	Ownership	100.000	Brookfield Reinsurance Ltd.	NO	1
.0408	Brookfield Reinsurance Ltd. Group	29319	43-0617723		0		American National County Mutual Insurance Company	TX	IA	American National Insurance Company	Management	0.000	Brookfield Reinsurance Ltd.	NO	1
.0408	Brookfield Reinsurance Ltd. Group	10043	75-2551212		0		American National Lloyds Insurance Company	TX	IA	ANPAC Lloyds Insurance Management, Inc.	Attorney-In-Fact	0.000	Brookfield Reinsurance Ltd.	NO	1
.0408	Brookfield Reinsurance Ltd. Group	00000	42-1447959	3981379	1039828	NYSE	American National Group Inc.	DE	UIP	BAMR US Holdings LLC	Ownership	90.870	Brookfield Reinsurance Ltd.	NO	1
.0408	Brookfield Reinsurance Ltd. Group	00000	88-4277274		0		American National Insurance Holdings, Inc.	DE	UDP	American National Group Inc.	Ownership	100.000	Brookfield Reinsurance Ltd.	NO	1
.0408	Brookfield Reinsurance Ltd. Group	00000	76-0457938		0		ANTAC, LLC	TX	NIA	American National Group Inc.	Ownership	100.000	Brookfield Reinsurance Ltd.	NO	1
.0408	Brookfield Reinsurance Ltd. Group	00000	74-2894432		0		Alternative Benefit Management, Inc.	NV	NIA	American National Insurance Company	Ownership	100.000	Brookfield Reinsurance Ltd.	NO	1
.0408	Brookfield Reinsurance Ltd. Group	00000	45-2475493		0		ANICO Financial Services, Inc.	TX	NIA	American National Insurance Company	Ownership	100.000	Brookfield Reinsurance Ltd.	NO	1
.0408	Brookfield Reinsurance Ltd. Group	00000	76-0356539		0		American National Administrators, Inc.	TX	NIA	American National Insurance Holdings, Inc.	Ownership	100.000	Brookfield Reinsurance Ltd.	NO	1
.0408	Brookfield Reinsurance Ltd. Group	00000	43-1071580		0		American National Insurance Service Company	MO	NIA	American National Property and Casualty Company	Ownership	100.000	Brookfield Reinsurance Ltd.	NO	1
.0408	Brookfield Reinsurance Ltd. Group	00000	88-2842497		0		ANISCO of Washington, LLC	WA	NIA	American National Insurance Service Company	Ownership	100.000	Brookfield Reinsurance Ltd.	NO	1
.0408	Brookfield Reinsurance Ltd. Group	00000	76-0442824		0		ANPAC Lloyds Insurance Management, Inc.	TX	NIA	American National Property and Casualty Company	Ownership	100.000	Brookfield Reinsurance Ltd.	NO	1
.0408	Brookfield Reinsurance Ltd. Group	00000	76-0620853		0		ANIND TX, LLC	TX	NIA	ANDV 97, LLC	Ownership	100.000	Brookfield Reinsurance Ltd.	NO	1
.0408	Brookfield Reinsurance Ltd. Group	00000	20-5822860		0		ANREINW, LLC	TX	NIA	ANDV 97, LLC	Ownership	100.000	Brookfield Reinsurance Ltd.	NO	1
.0408	Brookfield Reinsurance Ltd. Group	00000	76-0554942		0		ANDV 97, LLC	TX	NIA	ANTAC, LLC	Ownership	100.000	Brookfield Reinsurance Ltd.	NO	1
.0408	Brookfield Reinsurance Ltd. Group	00000	45-5303462		0		ANICO Eagle, LLC	TX	NIA	ANTAC, LLC	Ownership	100.000	Brookfield Reinsurance Ltd.	NO	1
.0408	Brookfield Reinsurance Ltd. Group	00000	85-9332827		0		ANVCAN Investments, Inc.	CAN	NIA	ANTAC, LLC	Ownership	100.000	Brookfield Reinsurance Ltd.	NO	1
.0408	Brookfield Reinsurance Ltd. Group	00000	98-1672376		0		Freestone Re Ltd.	BMJ	IA	American National Group Inc.	Ownership	100.000	Brookfield Reinsurance Ltd.	NO	1
.0408	Brookfield Reinsurance Ltd. Group	00000	76-0178253		0		South Shore Harbour Development, LLC	TX	NIA	ANTAC, LLC	Ownership	100.000	Brookfield Reinsurance Ltd.	NO	1
.0408	Brookfield Reinsurance Ltd. Group	00000	20-0610755		0		Standard Plus, Inc.	TX	NIA	American National Insurance Holdings, Inc.	Ownership	100.000	Brookfield Reinsurance Ltd.	NO	1
.0408	Brookfield Reinsurance Ltd. Group	00000			0		Volta Holdings LP	CYM	NIA	BAMR Holdings Ltd.	Management	0.000	Brookfield Reinsurance Ltd.	NO	1
.0408	Brookfield Reinsurance Ltd. Group	00000	88-3889808		0		TX Wren LLC	DE	OTH	BAMR US Holdings LLC	Management	0.000	Brookfield Reinsurance Ltd.	NO	13
.0408	Brookfield Reinsurance Ltd. Group	00000	88-3871687		0		TX Newton LLC	DE	OTH	BAMR US Holdings LLC	Management	0.000	Brookfield Reinsurance Ltd.	NO	13
.0408	Brookfield Reinsurance Ltd. Group	00000	88-3921297		0		TX Leibniz LLC	DE	OTH	BAMR US Holdings LLC	Management	0.000	Brookfield Reinsurance Ltd.	NO	13
.0408	Brookfield Reinsurance Ltd. Group	00000	88-3957208		0		TX Kepler LLC	DE	OTH	BAMR US Holdings LLC	Management	0.000	Brookfield Reinsurance Ltd.	NO	13
.0408	Brookfield Reinsurance Ltd. Group	00000	88-3904685		0		TX Hooke LLC	DE	OTH	BAMR US Holdings LLC	Management	0.000	Brookfield Reinsurance Ltd.	NO	13
.0408	Brookfield Reinsurance Ltd. Group	00000	88-3971831		0		TX Galileo LLC	DE	OTH	BAMR US Holdings LLC	Management	0.000	Brookfield Reinsurance Ltd.	NO	13
.0408	Brookfield Reinsurance Ltd. Group	00000	80-0947060		0		Town Center Partners, Ltd.	TX	NIA	TC Blvd. Partners, LLC	Management	0.000	Brookfield Reinsurance Ltd.	NO	1
.0408	Brookfield Reinsurance Ltd. Group	00000	76-0444990		0		Town and Country Partnership	TX	NIA	ANDV 97, LLC	Ownership	72.210	Brookfield Reinsurance Ltd.	NO	1
.0408	Brookfield Reinsurance Ltd. Group	00000	46-3426560		0		TC Blvd. Partners, LLC	TX	NIA	ANICO Eagle, LLC	Ownership	87.680	Brookfield Reinsurance Ltd.	NO	1

STATEMENT AS OF JUNE 30, 2024 OF THE American National Life Insurance Company of Texas

SCHEDULE Y
PART 1A - DETAIL OF INSURANCE HOLDING COMPANY SYSTEM

1	2	3	4	5	6	7	8	9	10	11	12	13	14	15	16
Group Code	Group Name	NAIC Company Code	ID Number	Federal RSSD	CIK	Name of Securities Exchange if Publicly Traded (U.S. or International)	Names of Parent, Subsidiaries Or Affiliates	Domi-ciliary Location	Relation-ship to Reporting Entity	Directly Controlled by (Name of Entity/Person)	Type of Control (Ownership, Board, Management, Attorney-in-Fact, Influence, Other)	If Control is Ownership Provide Percentage	Ultimate Controlling Entity(ies)/Person(s)	Is an SCA Filing Re-quired? (Yes/No)	*
.0408	Brookfield Reinsurance Ltd. Group	00000	46-3432650	0	0		TC Blvd. Partners II, LLC	TX	NIA	ANICO Eagle, LLC	Ownership	95.000	Brookfield Reinsurance Ltd.	NO	1
.0408	Brookfield Reinsurance Ltd. Group	00000	93-2732031	0	0		SG BNRe LLC	DE	OTH	Chamberlain Blane 2023-1 LLC	Ownership	100.000	Brookfield Reinsurance Ltd.	NO	13
.0408	Brookfield Reinsurance Ltd. Group	00000		0	0		RLS Holdco, LLC	DE	OTH	American National Insurance Company	Ownership	80.200	Brookfield Reinsurance Ltd.	NO	13
.0408	Brookfield Reinsurance Ltd. Group	00000		0	0		RLS Borrower, LLC	DE	OTH	RLS Holdco, LLC	Ownership	100.000	Brookfield Reinsurance Ltd.	NO	13
.0408	Brookfield Reinsurance Ltd. Group	00000		0	0		Partners FC Ltd.	BMJ	UIP	Partners FC II Ltd.	Ownership	100.000	Bruce Flatt	NO	
.0408	Brookfield Reinsurance Ltd. Group	00000		0	0		Partners FC II Ltd.	BMJ	UIP	Bruce Flatt	Ownership	100.000	Bruce Flatt	NO	
.0408	Brookfield Reinsurance Ltd. Group	00000		0	0		Partners BK Ltd.	BMJ	UIP	Brian Kingston	Ownership	100.000	Brian Kingston	NO	
.0408	Brookfield Reinsurance Ltd. Group	00000	98-1737429	0	0		One Liberty Plaza Property Holdings Limited	CYM	OTH	Brookfield Reinsurance Investments LP	Ownership	43.067	Brookfield Reinsurance Ltd.	NO	13
.0408	Brookfield Reinsurance Ltd. Group	00000		0	0		North End Re Ltd.	BMJ	IA	BAM Re Holdings Ltd.	Ownership	100.000	Brookfield Reinsurance Ltd.	NO	1
.0408	Brookfield Reinsurance Ltd. Group	00000		0	0		North End Re (Cayman) SPC	CYM	NIA	BAM Re Holdings Ltd.	Ownership	100.000	Brookfield Reinsurance Ltd.	NO	1
.0408	Brookfield Reinsurance Ltd. Group	00000		0	0		NER Note Issuer 3 Ltd.	CYM	OTH	American National Insurance Company	Ownership	76.000	Brookfield Reinsurance Ltd.	NO	13
.0408	Brookfield Reinsurance Ltd. Group	00000		0	0		NER Note Issuer 2 Ltd.	CYM	OTH	American National Insurance Company	Ownership	75.000	Brookfield Reinsurance Ltd.	NO	13
.0408	Brookfield Reinsurance Ltd. Group	00000		0	0		NER Note Issuer 1 Ltd.	CYM	OTH	North End Re (Cayman) SPC	Ownership	75.000	Brookfield Reinsurance Ltd.	NO	13
.0408	Brookfield Reinsurance Ltd. Group	00000		0	0		NER Asset Holdco 3 Ltd.	CYM	OTH	NER Note Issuer 3 Ltd.	Ownership	100.000	Brookfield Reinsurance Ltd.	NO	13
.0408	Brookfield Reinsurance Ltd. Group	00000		0	0		NER Asset Holdco 2 Ltd.	CYM	OTH	NER Note Issuer 2 Ltd.	Ownership	100.000	Brookfield Reinsurance Ltd.	NO	13
.0408	Brookfield Reinsurance Ltd. Group	00000		0	0		NER Asset Holdco 1 Ltd.	CYM	OTH	NER Note Issuer 1 Ltd.	Ownership	100.000	Brookfield Reinsurance Ltd.	NO	13
.0408	Brookfield Reinsurance Ltd. Group	00000	20-8243164	0	0		MRPL Retail Partners, Ltd. (Shops at Bella Terra)	TX	NIA	ANICO Eagle, LLC	Ownership	100.000	Brookfield Reinsurance Ltd.	NO	1
.0408	Brookfield Reinsurance Ltd. Group	00000	98-1737739	0	0		Lilia Property Holdings Ltd	CYM	OTH	American National Property and Casualty Company	Ownership	35.105	Brookfield Reinsurance Ltd.	NO	13
.0408	Brookfield Reinsurance Ltd. Group	00000		0	0		LCM G Issuer, LP	DE	OTH	American National Insurance Company	Ownership	100.000	Brookfield Reinsurance Ltd.	NO	13
.0408	Brookfield Reinsurance Ltd. Group	00000	93-4288766	0	0		Johnston 2023-1, LLC	DE	OTH	American National Insurance Company	Ownership	76.190	Brookfield Reinsurance Ltd.	NO	3
.0408	Brookfield Reinsurance Ltd. Group	00000	92-4009671	0	0		Isserlis 2023-1, LLC	DE	OTH	American National Insurance Company	Ownership	76.190	Brookfield Reinsurance Ltd.	NO	3
.0408	Brookfield Reinsurance Ltd. Group	00000	92-3985861	0	0		Harrrell 2023-1, LLC	DE	OTH	American National Insurance Company	Ownership	76.190	Brookfield Reinsurance Ltd.	NO	3
.0408	Brookfield Reinsurance Ltd. Group	00000	98-1737778	0	0		Grace Property Holdings Limited	CYM	OTH	Brookfield Reinsurance Investments LP	Ownership	50.000	Brookfield Reinsurance Ltd.	NO	13
.0408	Brookfield Reinsurance Ltd. Group	00000	20-4937509	0	0		Germann Road Land Development, LLC	CO	NIA	ANICO Eagle, LLC	Ownership	100.000	Brookfield Reinsurance Ltd.	NO	1
.0408	Brookfield Reinsurance Ltd. Group	00000		0	0		Ewing Blane 2023-1 LLC	DE	OTH	Ewing Blane 2023-1 Holdco LLC	Ownership	100.000	Brookfield Reinsurance Ltd.	NO	13
.0408	Brookfield Reinsurance Ltd. Group	00000	99-1539863	0	0		Ewing Blane 2023-1 Holdco LLC	DE	NIA	American National Group Inc.	Ownership	74.000	Brookfield Reinsurance Ltd.	NO	1
.0408	Brookfield Reinsurance Ltd. Group	00000	83-2964071	0	0		Eagle Tri County LLC	TX	NIA	Eagle IND., LP	Ownership	100.000	Brookfield Reinsurance Ltd.	NO	1
.0408	Brookfield Reinsurance Ltd. Group	00000	76-0621069	0	0		Eagle IND., L.P.	TX	NIA	ANIND TX, LLC	Management	0.000	Brookfield Reinsurance Ltd.	NO	1
.0408	Brookfield Reinsurance Ltd. Group	00000	83-2990147	0	0		Eagle Burleson Park LLC	TX	NIA	Eagle IND., LP	Ownership	100.000	Brookfield Reinsurance Ltd.	NO	1
.0408	Brookfield Reinsurance Ltd. Group	00000	98-1685038	0	0		Dupre 2022-1, Ltd.	CYM	OTH	American National Insurance Company	Ownership	100.000	Brookfield Reinsurance Ltd.	NO	13
.0408	Brookfield Reinsurance Ltd. Group	00000		0	0		Dupre 2022-1, LLC	DE	OTH	Dupre 2022-1, Ltd.	Ownership	100.000	Brookfield Reinsurance Ltd.	NO	13
.0408	Brookfield Reinsurance Ltd. Group	00000		0	0		Chipman Industrial Park No. 1 Inc.	CAN	NIA	Chipman Development Corporation	Ownership	100.000	Brookfield Reinsurance Ltd.	NO	1
.0408	Brookfield Reinsurance Ltd. Group	00000		0	0		Chipman Holdings, Inc.	CAN	OTH	AN/CAN Investments, Inc.	Ownership	100.000	Brookfield Reinsurance Ltd.	NO	1
.0408	Brookfield Reinsurance Ltd. Group	00000		0	0		Chipman Development Corporation	CAN	NIA	AN/CAN Investments, Inc.	Ownership	100.000	Brookfield Reinsurance Ltd.	NO	1
.0408	Brookfield Reinsurance Ltd. Group	00000		0	0		Chamberlain Blane 2023-1 LLC	DE	OTH	Chamberlain Blane 2023-1 Holdco LLC	Ownership	100.000	Brookfield Reinsurance Ltd.	NO	13
.0408	Brookfield Reinsurance Ltd. Group	00000	99-1515603	0	0		Chamberlain Blane 2023-1 Holdco LLC	DE	NIA	American National Group Inc.	Ownership	66.000	Brookfield Reinsurance Ltd.	NO	1
.0408	Brookfield Reinsurance Ltd. Group	00000	98-1685005	0	0		Casals 2022-1, Ltd.	CYM	OTH	American National Insurance Company	Ownership	81.000	Brookfield Reinsurance Ltd.	NO	13
.0408	Brookfield Reinsurance Ltd. Group	00000		0	0		Casals 2022-1, LLC	DE	OTH	Casals 2022-1, Ltd.	Ownership	100.000	Brookfield Reinsurance Ltd.	NO	13
.0408	Brookfield Reinsurance Ltd. Group	00000	98-1748248	0	0		Cantor L.P.	CYM	OTH	American National Insurance Company	Ownership	53.000	Brookfield Reinsurance Ltd.	NO	13
.0408	Brookfield Reinsurance Ltd. Group	00000		0	0		Canadian Cottage Company Ltd.	CAN	NIA	Chipman Holdings, Inc.	Ownership	100.000	Brookfield Reinsurance Ltd.	NO	1
.0408	Brookfield Reinsurance Ltd. Group	00000	98-1684989	0	0		Bylsma 2022-1, Ltd.	CYM	OTH	American National Insurance Company	Ownership	81.000	Brookfield Reinsurance Ltd.	NO	13
.0408	Brookfield Reinsurance Ltd. Group	00000		0	0		Bylsma 2022-1, LLC	DE	OTH	Bylsma 2022-1, Ltd.	Ownership	100.000	Brookfield Reinsurance Ltd.	NO	13
.0408	Brookfield Reinsurance Ltd. Group	00000	88-1773069	0	0		BVentures VTSCo S-D, LLC	DE	OTH	Chamberlain Blane 2023-1 LLC	Ownership	85.990	Brookfield Reinsurance Ltd.	NO	13
.0408	Brookfield Reinsurance Ltd. Group	00000	88-1746432	0	0		BVentures TruckCo S-C, LLC	DE	OTH	Chamberlain Blane 2023-1 LLC	Ownership	85.990	Brookfield Reinsurance Ltd.	NO	13
.0408	Brookfield Reinsurance Ltd. Group	00000		0	0		Bventures TruckCo CDL, LLC	DE	OTH	Chamberlain Blane 2023-1 LLC	Ownership	86.000	Brookfield Reinsurance Ltd.	NO	13
.0408	Brookfield Reinsurance Ltd. Group	00000	88-1786620	0	0		BVentures LeverCo S-B, LLC	DE	OTH	Chamberlain Blane 2023-1 LLC	Ownership	85.990	Brookfield Reinsurance Ltd.	NO	13
.0408	Brookfield Reinsurance Ltd. Group	00000	88-1750592	0	0		BVentures ClinicCo S-B, LLC	DE	OTH	Chamberlain Blane 2023-1 LLC	Ownership	85.990	Brookfield Reinsurance Ltd.	NO	13

STATEMENT AS OF JUNE 30, 2024 OF THE American National Life Insurance Company of Texas

SCHEDULE Y
PART 1A - DETAIL OF INSURANCE HOLDING COMPANY SYSTEM

1	2	3	4	5	6	7	8	9	10	11	12	13	14	15	16
Group Code	Group Name	NAIC Company Code	ID Number	Federal RSSD	CIK	Name of Securities Exchange if Publicly Traded (U.S. or International)	Names of Parent, Subsidiaries Or Affiliates	Domi-ciliary Location	Relation-ship to Reporting Entity	Directly Controlled by (Name of Entity/Person)	Type of Control (Ownership, Board, Management, Attorney-in-Fact, Influence, Other)	If Control is Ownership Provide Percentage	Ultimate Controlling Entity(ies)/Person(s)	Is an SCA Filing Re-quired? (Yes/No)	*
.0408	Brookfield Reinsurance Ltd. Group	00000			0		BST Holdings 2022-3E Ltd	.CYM	OTH	American National Insurance Company	Ownership	100.000	Brookfield Reinsurance Ltd.	NO	13
.0408	Brookfield Reinsurance Ltd. Group	00000			0		BST Holdings 2022-2E Ltd	.CYM	OTH	American National Insurance Company	Ownership	100.000	Brookfield Reinsurance Ltd.	NO	13
.0408	Brookfield Reinsurance Ltd. Group	00000			0		BST Holdings 2022-1E Ltd	.CYM	OTH	American National Insurance Company	Ownership	100.000	Brookfield Reinsurance Ltd.	NO	13
.0408	Brookfield Reinsurance Ltd. Group	00000			0		BST Holding 2022-1, LLC	.DE	OTH	American National Insurance Company	Ownership	100.000	Brookfield Reinsurance Ltd.	NO	13
.0408	Brookfield Reinsurance Ltd. Group	00000	98-1728314		0		BST Funding 2022-3E Ltd	.CYM	OTH	BST Holdings 2022-3E Ltd	Ownership	100.000	Brookfield Reinsurance Ltd.	NO	13
.0408	Brookfield Reinsurance Ltd. Group	00000	98-1728241		0		BST Funding 2022-2E Ltd	.CYM	OTH	BST Holdings 2022-2E Ltd	Ownership	100.000	Brookfield Reinsurance Ltd.	NO	13
.0408	Brookfield Reinsurance Ltd. Group	00000	98-1728206		0		BST Funding 2022-1E Ltd	.CYM	OTH	BST Holdings 2022-1E Ltd	Ownership	100.000	Brookfield Reinsurance Ltd.	NO	13
.0408	Brookfield Reinsurance Ltd. Group	00000			0		BST Funding 2022-1, LLC	.DE	OTH	BST Holding 2022-1, LLC	Ownership	100.000	Brookfield Reinsurance Ltd.	NO	13
.0408	Brookfield Reinsurance Ltd. Group	00000	93-3493096		0		Brookfield Securities LLC	.DE	OTH	BAMR US Holdings LLC	Ownership	100.000	Brookfield Reinsurance Ltd.	NO	13
.0408	Brookfield Reinsurance Ltd. Group	00000	20-1134768		1837429	NYSE, TSX	Brookfield Reinsurance Ltd.	.BMJ	UIP	BAM Re Partners Trust	Other	0.000	Bruce Flatt and Brian Kingston	NO	2
.0408	Brookfield Reinsurance Ltd. Group	00000	93-3766666		0		Brookfield Reinsurance Investments LP	.DE	NIA	BNRE US Services LLC	Management	0.000	Brookfield Reinsurance Ltd.	NO	1
.0408	Brookfield Reinsurance Ltd. Group	00000			0		Brookfield Capital Solutions LLC	.DE	NIA	BAMR US Holdings LLC	Ownership	100.000	Brookfield Reinsurance Ltd.	NO	1
.0408	Brookfield Reinsurance Ltd. Group	00000			0		Brookfield Bermuda Real Estate JV LLC	.BMJ	NIA	BAM Re Bermuda Real Estate JV Member Ltd.	Ownership	49.000	Brookfield Reinsurance Ltd.	NO	1
.0408	Brookfield Reinsurance Ltd. Group	00000			0		Brookfield Bermuda Real Estate Holdings Ltd.	.BMJ	NIA	Brookfield Bermuda Real Estate JV LLC	Ownership	100.000	Brookfield Reinsurance Ltd.	NO	1
.0408	Brookfield Reinsurance Ltd. Group	00000	38-4088410		0		Brookfield Annuity US Inc.	.DE	NIA	Brookfield Annuity Company	Ownership	100.000	Brookfield Reinsurance Ltd.	NO	1
.0408	Brookfield Reinsurance Ltd. Group	00000			0		Brookfield Annuity Holdings UK Ltd.	.GBR	NIA	BAM Re Holdings Ltd.	Ownership	100.000	Brookfield Reinsurance Ltd.	NO	1
.0408	Brookfield Reinsurance Ltd. Group	00000			0		Brookfield Annuity Holdings Inc.	.CAN	NIA	BAM Re Holdings Ltd.	Ownership	100.000	Brookfield Reinsurance Ltd.	NO	1
.0408	Brookfield Reinsurance Ltd. Group	00000			0		Brookfield Annuity Company UK Ltd.	.GBR	IA	Brookfield Annuity Holdings UK Ltd.	Ownership	100.000	Brookfield Reinsurance Ltd.	NO	1
.0408	Brookfield Reinsurance Ltd. Group	00000	98-1672376		0		Brookfield Annuity Company	.CAN	IA	Brookfield Annuity Holdings Inc.	Ownership	100.000	Brookfield Reinsurance Ltd.	NO	1
.0408	Brookfield Reinsurance Ltd. Group	00000	98-1774796		0		BREF VI Cayman 2 LP	.CYM	OTH	BAM Re Holdings Ltd.	Management	100.000	Brookfield Reinsurance Ltd.	NO	13
.0408	Brookfield Reinsurance Ltd. Group	00000	98-1728948		0		BREF VI Cayman 1 LP	.CYM	OTH	BAM Re Holdings Ltd.	Management	100.000	Brookfield Reinsurance Ltd.	NO	13
.0408	Brookfield Reinsurance Ltd. Group	00000			0		Brahms PP Interco 2022-1, LLC	.DE	OTH	Brahms PP 2022-1, LLC	Ownership	100.000	Brookfield Reinsurance Ltd.	NO	13
.0408	Brookfield Reinsurance Ltd. Group	00000			0		Brahms PP 2022-1, LLC	.DE	OTH	BAMR US Holdings LLC	Management	0.000	Brookfield Reinsurance Ltd.	NO	13
.0408	Brookfield Reinsurance Ltd. Group	00000	98-1748101		0		Boole L.P.	.CYM	OTH	American National Insurance Company	Ownership	54.000	Brookfield Reinsurance Ltd.	NO	13
.0408	Brookfield Reinsurance Ltd. Group	00000			0		Boccherini F2 Interco 2022-1, LLC	.DE	OTH	Boccherini F2 2022-1, LLC	Ownership	100.000	Brookfield Reinsurance Ltd.	NO	13
.0408	Brookfield Reinsurance Ltd. Group	00000			0		Boccherini F2 2022-1, LLC	.DE	OTH	BAMR US Holdings LLC	Management	0.000	Brookfield Reinsurance Ltd.	NO	13
.0408	Brookfield Reinsurance Ltd. Group	00000	86-3528887		0		BNRE US Services LLC	.DE	NIA	BAMR US Holdings LLC	Ownership	100.000	Brookfield Reinsurance Ltd.	NO	1
.0408	Brookfield Reinsurance Ltd. Group	00000	92-2064626		0		BNRE Triangle Merger Sub Inc.	.DE	NIA	BNRE Triangle Acquisition Inc.	Ownership	100.000	Brookfield Reinsurance Ltd.	NO	1
.0408	Brookfield Reinsurance Ltd. Group	00000	92-2035543		0		BNRE Triangle Acquisition Inc.	.DE	NIA	BAMR US Holdings LLC	Ownership	100.000	Brookfield Reinsurance Ltd.	NO	1
.0408	Brookfield Reinsurance Ltd. Group	00000			0		BNRE Services (Barbados) Inc.	.BRB	NIA	BAMR Holdings Ltd.	Ownership	100.000	Brookfield Reinsurance Ltd.	NO	1
.0408	Brookfield Reinsurance Ltd. Group	00000			0		BNRE Holdings I LP	.CAN	NIA	BAM Re Holdings Ltd.	Ownership	100.000	Brookfield Reinsurance Ltd.	NO	1
.0408	Brookfield Reinsurance Ltd. Group	00000	98-1773977		0		BNRE Cdn Holdings I LLC	.CAN	NIA	BAM Re Holdings Ltd.	Ownership	100.000	Brookfield Reinsurance Ltd.	NO	1
.0408	Brookfield Reinsurance Ltd. Group	00000			0		BNRE Ventures TruckCo CDL, LLC	.DE	OTH	NER Asset Holdco 1 Ltd.	Ownership	33.333	Brookfield Reinsurance Ltd.	NO	13
.0408	Brookfield Reinsurance Ltd. Group	00000			0		BNRE Ventures TruckCo CDL, LLC	.DE	OTH	NER Asset Holdco 2 Ltd.	Ownership	33.333	Brookfield Reinsurance Ltd.	NO	13
.0408	Brookfield Reinsurance Ltd. Group	00000			0		BNRE Ventures TruckCo CDL, LLC	.DE	OTH	NER Asset Holdco 3 Ltd.	Ownership	33.333	Brookfield Reinsurance Ltd.	NO	13
.0408	Brookfield Reinsurance Ltd. Group	00000			0		BNRE Bermuda Services Ltd.	.BMJ	NIA	BAMR Holdings Ltd.	Ownership	100.000	Brookfield Reinsurance Ltd.	NO	1
.0408	Brookfield Reinsurance Ltd. Group	00000	98-1736669		0		BNRE 77G Holdings Ltd.	.BMJ	OTH	BAM Re Holdings Ltd.	Ownership	100.000	Brookfield Reinsurance Ltd.	NO	13
.0408	Brookfield Reinsurance Ltd. Group	00000			0		BN RE Ri (UK) Limited	.GBR	NIA	BAMR Holdings Ltd.	Ownership	100.000	Brookfield Reinsurance Ltd.	NO	1
.0408	Brookfield Reinsurance Ltd. Group	00000			0		Blue Investment SPE Ltd.	.BMJ	NIA	Ltd.	Ownership	100.000	Brookfield Reinsurance Ltd.	NO	1
.0408	Brookfield Reinsurance Ltd. Group	00000			0		BLI Pinehurst, LLC	.DE	OTH	BLI Pinehurst Mezz, LLC	Ownership	100.000	Brookfield Reinsurance Ltd.	NO	13
.0408	Brookfield Reinsurance Ltd. Group	00000			0		BLI Pinehurst Mezz, LLC	.DE	OTH	BAMR US Holdings LLC	Management	0.000	Brookfield Reinsurance Ltd.	NO	13
.0408	Brookfield Reinsurance Ltd. Group	00000			0		BGL PT, LLC	.DE	OTH	Brookfield Reinsurance Investments LP	Ownership	100.000	Brookfield Reinsurance Ltd.	NO	13
.0408	Brookfield Reinsurance Ltd. Group	00000	88-1138054		0		BGL PT Land, LLC	.DE	OTH	Brookfield Reinsurance Investments LP	Ownership	100.000	Brookfield Reinsurance Ltd.	NO	13
.0408	Brookfield Reinsurance Ltd. Group	00000			0		BGL Pinehurst, LLC	.DE	OTH	BAMR US Holdings LLC	Management	0.000	Brookfield Reinsurance Ltd.	NO	13
.0408	Brookfield Reinsurance Ltd. Group	00000			0		BGL Pinehurst Land, LLC	.DE	OTH	BAMR US Holdings LLC	Management	0.000	Brookfield Reinsurance Ltd.	NO	13
.0408	Brookfield Reinsurance Ltd. Group	00000			0		BFPL Toronto Property Holdings Inc.	.CAN	OTH	ANTAC Core CRE LLC	Ownership	35.722	Brookfield Reinsurance Ltd.	NO	13
.0408	Brookfield Reinsurance Ltd. Group	00000			0		BFPL Calgary Property Holdings Inc.	.CAN	OTH	ANTAC Core CRE LLC	Ownership	34.217	Brookfield Reinsurance Ltd.	NO	13

STATEMENT AS OF JUNE 30, 2024 OF THE American National Life Insurance Company of Texas

SCHEDULE Y
PART 1A - DETAIL OF INSURANCE HOLDING COMPANY SYSTEM

1	2	3	4	5	6	7	8	9	10	11	12	13	14	15	16
Group Code	Group Name	NAIC Company Code	ID Number	Federal RSSD	CIK	Name of Securities Exchange if Publicly Traded (U.S. or International)	Names of Parent, Subsidiaries Or Affiliates	Domi-ciliary Location	Relation-ship to Reporting Entity	Directly Controlled by (Name of Entity/Person)	Type of Control (Ownership, Board, Management, Attorney-in-Fact, Influence, Other)	If Control is Ownership Provide Percentage	Ultimate Controlling Entity(ies)/Person(s)	Is an SCA Filing Re-quired? (Yes/No)	*
.0408	Brookfield Reinsurance Ltd. Group	00000		0			BEP BID II Euro AIV L.P.	.CYM	OTH	Brookfield Reinsurance Investments LP	Ownership	100.000	Brookfield Reinsurance Ltd.	NO	13
.0408	Brookfield Reinsurance Ltd. Group	00000		0			BCS Holdings I LP	.DE	OTH	BAMR US Holdings LLC	Ownership	99.000	Brookfield Reinsurance Ltd.	NO	13
.0408	Brookfield Reinsurance Ltd. Group	00000		0			BCS Holdings GP LLC	.DE	OTH	BAMR US Holdings LLC	Ownership	100.000	Brookfield Reinsurance Ltd.	NO	13
.0408	Brookfield Reinsurance Ltd. Group	00000		0			Bay Adelaide Property Holdings Inc.	.CAN	OTH	ANTAC Core CRE LLC	Ownership	35.837	Brookfield Reinsurance Ltd.	NO	13
.0408	Brookfield Reinsurance Ltd. Group	00000		0			Bates Blane 2023-1 LLC	.DE	OTH	Bates Blane 2023-1 Holdco LLC	Ownership	100.000	Brookfield Reinsurance Ltd.	NO	13
.0408	Brookfield Reinsurance Ltd. Group	00000	99-1498708	0			Bates Blane 2023-1 Holdco LLC	.DE	NIA	American National Group Inc.	Ownership	66.000	Brookfield Reinsurance Ltd.	NO	1
.0408	Brookfield Reinsurance Ltd. Group	00000	92-0894383	0			BAMR US Holdings LLC	.DE	NIA	BAMR US Holdings (Bermuda) I Ltd.	Ownership	100.000	Brookfield Reinsurance Ltd.	NO	1
.0408	Brookfield Reinsurance Ltd. Group	00000	45-5303462	0			BAMR US Holdings (Bermuda) I Ltd.	.BMJ	UIP	BAM Re Holdings Ltd.	Ownership	100.000	Brookfield Reinsurance Ltd.	NO	1
.0408	Brookfield Reinsurance Ltd. Group	00000		0			BAMR Holdings Ltd.	.BMJ	NIA	Brookfield Reinsurance Ltd.	Ownership	100.000	Brookfield Reinsurance Ltd.	NO	1
.0408	Brookfield Reinsurance Ltd. Group	00000		0			BAMR Freestone Holdings kft.	.HUN	NIA	BAM Re Holdings Ltd.	Ownership	100.000	Brookfield Reinsurance Ltd.	NO	1
.0408	Brookfield Reinsurance Ltd. Group	00000		0			BAMR BID II US AIV LP	.CYM	OTH	Brookfield Reinsurance Investments LP	Ownership	100.000	Brookfield Reinsurance Ltd.	NO	13
.0408	Brookfield Reinsurance Ltd. Group	00000	93-2850635	0			American National Group Services, LLC	.DE	NIA	American National Group Inc.	Ownership	100.000	Brookfield Reinsurance Ltd.	NO	1
.0408	Brookfield Reinsurance Ltd. Group	00000	92-0894383	0			ANTAC Core CRE, LLC	.TX	OTH	ANTAC, LLC	Ownership	100.000	Brookfield Reinsurance Ltd.	NO	13
.0408	Brookfield Reinsurance Ltd. Group	00000	98-1737422	0			Family Core Holdings Ltd.	.CYM	OTH	Farm Family Casualty Insurance Company	Ownership	100.000	Brookfield Reinsurance Ltd.	NO	13
.0408	Brookfield Reinsurance Ltd. Group	00000		0			Grace Reinsurance Ltd	.BMJ	NIA	Freestone Re Ltd.	Ownership	100.000	Brookfield Reinsurance Ltd.	NO	1
.0408	Brookfield Reinsurance Ltd. Group	00000		0			BAMR BID II AIV LP	.CYM	OTH	American National Insurance Company	Ownership	100.000	Brookfield Reinsurance Ltd.	NO	13
.0408	Brookfield Reinsurance Ltd. Group	00000		0			BAM Re UK Holdings Ltd.	.GBR	NIA	Brookfield Reinsurance Ltd.	Ownership	100.000	Brookfield Reinsurance Ltd.	NO	1
.0408	Brookfield Reinsurance Ltd. Group	00000	76-0178253	0			BAM Re Trustee Ltd.	.BMJ	UIP	Partners FC Ltd.	Ownership	47.680	Bruce Flatt	NO	
.0408	Brookfield Reinsurance Ltd. Group	00000	20-0610755	0			BAM Re Trustee Ltd.	.BMJ	UIP	Partners BK Ltd.	Ownership	19.000	Brian Kingston	NO	
.0408	Brookfield Reinsurance Ltd. Group	00000	98-1672376	0			BAM Re Partners Trust	.BMJ	UIP	BAM Re Trustee Ltd.	Management	0.000	Bruce Flatt and Brian Kingston	NO	
.0408	Brookfield Reinsurance Ltd. Group	00000	85-9332827	0			BAM Re Holdings Ltd.	.BMJ	UIP	Brookfield Reinsurance Ltd.	Ownership	100.000	Brookfield Reinsurance Ltd.	NO	1
.0408	Brookfield Reinsurance Ltd. Group	00000		0			BAM Re Holdings (DIFC) Ltd.	.ARE	NIA	Brookfield Reinsurance Ltd.	Ownership	100.000	Brookfield Reinsurance Ltd.	NO	1
.0408	Brookfield Reinsurance Ltd. Group	00000		0			BAM Re Capital Management Ltd.	.BMJ	NIA	Brookfield Reinsurance Ltd.	Ownership	100.000	Brookfield Reinsurance Ltd.	NO	1
.0408	Brookfield Reinsurance Ltd. Group	00000		0			BAM Re Bermuda Real Estate JV Member Ltd.	.BMJ	OTH	BAM Re Holdings Ltd.	Ownership	49.000	Brookfield Reinsurance Ltd.	NO	
.0408	Brookfield Reinsurance Ltd. Group	00000		0			BACH F1 Interco 2022-1, LLC	.DE	OTH	Bach F1 2022-1, LLC	Ownership	100.000	Brookfield Reinsurance Ltd.	NO	13
.0408	Brookfield Reinsurance Ltd. Group	00000		0			Bach F1 2022-1, LLC	.DE	OTH	BAMR US Holdings LLC	Management	0.000	Brookfield Reinsurance Ltd.	NO	13
.0408	Brookfield Reinsurance Ltd. Group	00000	93-235813	0			Arches Acquisition Holdco I Inc.	.DE	NIA	American National Insurance Company	Ownership	100.000	Brookfield Reinsurance Ltd.	NO	1
.0408	Brookfield Reinsurance Ltd. Group	00000	93-2393007	0			Arches Acquisition Holdco II Inc.	.DE	NIA	Arches Acquisition Holdco I Inc.	Ownership	100.000	Brookfield Reinsurance Ltd.	NO	1
.0408	Brookfield Reinsurance Ltd. Group	00000		0			South Shore Service Center, LLC	.TX	OTH	Farm Family Casualty Insurance Company	Ownership	100.000	Brookfield Reinsurance Ltd.	NO	1
.0408	Brookfield Reinsurance Ltd. Group	00000	98-1691732	0			Atreides Paul Holdco 2022-1 Ltd.	.CYM	OTH	American National Insurance Company	Ownership	100.000	Brookfield Reinsurance Ltd.	NO	13
.0408	Brookfield Reinsurance Ltd. Group	00000	98-1695168	0			Atreides Paul 2022-1 Ltd.	.CYM	OTH	Atreides Paul Holdco 2022-1 Ltd.	Ownership	100.000	Brookfield Reinsurance Ltd.	NO	13
.0408	Brookfield Reinsurance Ltd. Group	00000	98-1691929	0			Atreides Leto Holdco 2022-1 Ltd.	.CYM	OTH	American National Insurance Company	Ownership	100.000	Brookfield Reinsurance Ltd.	NO	13
.0408	Brookfield Reinsurance Ltd. Group	00000	98-1694739	0			Atreides Leto 2022-1 Ltd.	.CYM	OTH	Atreides Leto Holdco 2022-1 Ltd.	Ownership	100.000	Brookfield Reinsurance Ltd.	NO	13
.0408	Brookfield Reinsurance Ltd. Group	00000	98-1693420	0			Atreides 2022-1 Ltd.	.CYM	OTH	Atreides Leto Holdco 2022-1 Ltd.	Ownership	80.000	Brookfield Reinsurance Ltd.	NO	13
.0408	Brookfield Reinsurance Ltd. Group	00000		0			Ashby Blane 2023-1 LLC	.DE	OTH	Ashby Blane 2023-1 Holdco LLC	Ownership	100.000	Brookfield Reinsurance Ltd.	NO	13
.0408	Brookfield Reinsurance Ltd. Group	00000	99-1478288	0			Ashby Blane 2023-1 Holdco LLC	.DE	NIA	American National Group Inc.	Ownership	66.000	Brookfield Reinsurance Ltd.	NO	1
.0408	Brookfield Reinsurance Ltd. Group	00000		0			Argerich Holdco 2022-1, LLC	.DE	OTH	BAMR US Holdings LLC	Management	0.000	Brookfield Reinsurance Ltd.	NO	13
.0408	Brookfield Reinsurance Ltd. Group	00000		0			Argerich 2022-1, LLC	.DE	OTH	Argerich Holdco 2022-1, LLC	Ownership	100.000	Brookfield Reinsurance Ltd.	NO	1
.0408	Brookfield Reinsurance Ltd. Group	00000	98-1748081	0			Archimedes L.P.	.CYM	OTH	American National Insurance Company	Ownership	53.000	Brookfield Reinsurance Ltd.	NO	13
.0408	Brookfield Reinsurance Ltd. Group	00000		0			ANG TOPCO I LLC	.DE	NIA	BAMR US Holdings LLC	Ownership	100.000	Brookfield Reinsurance Ltd.	NO	13
.0408	Brookfield Reinsurance Ltd. Group	00000		0			ANG MIDCO I LLC	.DE	NIA	ANG TOPCO I LLC	Ownership	100.000	Brookfield Reinsurance Ltd.	NO	13
.0408	Brookfield Reinsurance Ltd. Group	00000	26-4431276	0			ANCAP Jasper, LLC	.SC	NIA	ANICO Eagle, LLC	Ownership	100.000	Brookfield Reinsurance Ltd.	NO	1
.0408	Brookfield Reinsurance Ltd. Group	00000	26-4730727	0			ANCAP Jasper II, LLC	.SC	NIA	ANICO Eagle, LLC	Ownership	100.000	Brookfield Reinsurance Ltd.	NO	1
.0408	Brookfield Reinsurance Ltd. Group	00000		0			77G Propco Limited	.NJ	OTH	BNRE 77G Holdings Ltd.	Ownership	100.000	Brookfield Reinsurance Ltd.	NO	13
.0408	Brookfield Reinsurance Ltd. Group	00000	93-1651948	0			225 Liberty REIT LLC	.DE	OTH	225 Liberty Property Holdings Ltd.	Ownership	50.000	Brookfield Reinsurance Ltd.	NO	13
.0408	Brookfield Reinsurance Ltd. Group	00000	98-1737984	0			225 Liberty Property Holdings Ltd.	.CYM	OTH	ANTAC Core CRE LLC	Ownership	35.188	Brookfield Reinsurance Ltd.	NO	13
.0408	Brookfield Reinsurance Ltd. Group	00000		0			2022 Titan Note Issuer LP	.DE	OTH	American National Insurance Company	Ownership	100.000	Brookfield Reinsurance Ltd.	NO	13
.0408	Brookfield Reinsurance Ltd. Group	00000		0			2022 IO Note Issuer LP	.DE	OTH	American National Insurance Company	Ownership	100.000	Brookfield Reinsurance Ltd.	NO	13
.0408	Brookfield Reinsurance Ltd. Group	00000		0			2022 Ganymede Note Issuer LP	.DE	OTH	American National Insurance Company	Ownership	100.000	Brookfield Reinsurance Ltd.	NO	13

STATEMENT AS OF JUNE 30, 2024 OF THE American National Life Insurance Company of Texas

SCHEDULE Y
PART 1A - DETAIL OF INSURANCE HOLDING COMPANY SYSTEM

1	2	3	4	5	6	7	8	9	10	11	12	13	14	15	16
Group Code	Group Name	NAIC Company Code	ID Number	Federal RSSD	CIK	Name of Securities Exchange if Publicly Traded (U.S. or International)	Names of Parent, Subsidiaries Or Affiliates	Domi-ciliary Location	Relation-ship to Reporting Entity	Directly Controlled by (Name of Entity/Person)	Type of Control (Ownership, Board, Management, Attorney-in-Fact, Influence, Other)	If Control is Ownership Provide Percentage	Ultimate Controlling Entity(ies)/Person(s)	Is an SCA Filing Re-quired? (Yes/No)	*
.0408	Brookfield Reinsurance Ltd. Group	00000	99-0897384				ANICO RE0 LLC	TX	NIA	American National Insurance Company	Ownership	100.000	Brookfield Reinsurance Ltd.	NO	1
.0408	Brookfield Reinsurance Ltd. Group	00000		0			2022 Europa Note Issuer LP	DE	OTH	American National Insurance Company	Ownership	100.000	Brookfield Reinsurance Ltd.	NO	13
.0408	Brookfield Reinsurance Ltd. Group	00000		0			2022 Ceres Note Issuer LP	DE	OTH	American National Insurance Company	Ownership	100.000	Brookfield Reinsurance Ltd.	NO	13
.0408	Brookfield Reinsurance Ltd. Group	00000	98-0214719				Argo Group International Holdings, Inc.	DE	OTH	BNRE Triangle Acquisition Inc.	Ownership	100.000	Brookfield Reinsurance Ltd.	NO	
.0408	Brookfield Reinsurance Ltd. Group	00000	30-6079295	0			PXRE Capital Statutory Trust II	CT	NIA	Argo Group International Holdings, Inc.	Ownership	100.000	Brookfield Reinsurance Ltd.	NO	
.0408	Brookfield Reinsurance Ltd. Group	00000	30-6078985	0			PXRE Capital Statutory Trust VI	DE	NIA	Argo Group International Holdings, Inc.	Ownership	100.000	Brookfield Reinsurance Ltd.	NO	
.0408	Brookfield Reinsurance Ltd. Group	00000		0			Ariel Re Property & Casualty	GBR	NIA	Argo Group International Holdings, Inc.	Ownership	100.000	Brookfield Reinsurance Ltd.	NO	
.0408	Brookfield Reinsurance Ltd. Group	00000	98-0518572		1436607		Argo Re Ltd.	BMJ	IA	Argo Group International Holdings, Inc.	Ownership	100.000	Brookfield Reinsurance Ltd.	NO	
.0408	Brookfield Reinsurance Ltd. Group	00000	98-0214301	0			PXRE Reinsurance (Barbados), Ltd. Argo Re Escritório de Representação no Brasil Ltda.	BRB	NIA	Argo Re Ltd.	Ownership	100.000	Brookfield Reinsurance Ltd.	NO	
.0408	Brookfield Reinsurance Ltd. Group	00000		0			Argo Insurance Services Bermuda, Ltd.	BRA	NIA	Argo Re Ltd.	Ownership	100.000	Brookfield Reinsurance Ltd.	NO	
.0408	Brookfield Reinsurance Ltd. Group	00000		0			Argo Irish Holdings I Ltd.	BMJ	OTH	Argo Re Ltd.	Ownership	100.000	Brookfield Reinsurance Ltd.	NO	
.0408	Brookfield Reinsurance Ltd. Group	00000		0			Argo Irish Holdings II	BMJ	NIA	Argo Irish Holdings I Ltd.	Ownership	100.000	Brookfield Reinsurance Ltd.	NO	
.0408	Brookfield Reinsurance Ltd. Group	00000		0			Argo International Holdings Limited	GBR	NIA	Argo Re Ltd.	Ownership	100.000	Brookfield Reinsurance Ltd.	NO	
.0408	Brookfield Reinsurance Ltd. Group	00000		0			ArgoGlobal Assicurazioni S.p.A.	ITA	NIA	Argo International Holdings Limited	Ownership	100.000	Brookfield Reinsurance Ltd.	NO	
.0408	Brookfield Reinsurance Ltd. Group	00000		0			Argo Financial Holding (Ireland) UC	IRL	NIA	Argo Irish Holdings I Ltd.	Ownership	99.900	Brookfield Reinsurance Ltd.	NO	
.0408	Brookfield Reinsurance Ltd. Group	00000		0			Argo Financial Holding (Ireland) UC	IRL	NIA	Argo Irish Holdings II	Ownership	0.100	Brookfield Reinsurance Ltd.	NO	
.0408	Brookfield Reinsurance Ltd. Group	00000	06-1183996	0			Argo Group US, Inc.	DE	NIA	Argo Financial Holding (Ireland) UC	Ownership	100.000	Brookfield Reinsurance Ltd.	NO	
.0408	Brookfield Reinsurance Ltd. Group	00000	74-6527228		1470439		Argonaut Group Statutory Trust	CT	NIA	Argo Group US, Inc.	Ownership	100.000	Brookfield Reinsurance Ltd.	NO	
.0408	Brookfield Reinsurance Ltd. Group	00000		0			Argonaut Group Statutory Trust III	DE	NIA	Argo Group US, Inc.	Ownership	100.000	Brookfield Reinsurance Ltd.	NO	
.0408	Brookfield Reinsurance Ltd. Group	00000		0			Argonaut Group Statutory Trust IV	DE	NIA	Argo Group US, Inc.	Ownership	100.000	Brookfield Reinsurance Ltd.	NO	
.0408	Brookfield Reinsurance Ltd. Group	00000		0			Argonaut Group Statutory Trust V	DE	NIA	Argo Group US, Inc.	Ownership	100.000	Brookfield Reinsurance Ltd.	NO	
.0408	Brookfield Reinsurance Ltd. Group	00000		0			Argonaut Group Statutory Trust VI	CT	NIA	Argo Group US, Inc.	Ownership	100.000	Brookfield Reinsurance Ltd.	NO	
.0408	Brookfield Reinsurance Ltd. Group	00000		0			Argonaut Group Statutory Trust VII	DE	NIA	Argo Group US, Inc.	Ownership	100.000	Brookfield Reinsurance Ltd.	NO	
.0408	Brookfield Reinsurance Ltd. Group	00000		0			Argonaut Group Statutory Trust VIII	DE	NIA	Argo Group US, Inc.	Ownership	100.000	Brookfield Reinsurance Ltd.	NO	
.0408	Brookfield Reinsurance Ltd. Group	00000		0			Argonaut Group Statutory Trust IX	DE	NIA	Argo Group US, Inc.	Ownership	100.000	Brookfield Reinsurance Ltd.	NO	
.0408	Brookfield Reinsurance Ltd. Group	00000		0			Argonaut Group Statutory Trust X	DE	NIA	Argo Group US, Inc.	Ownership	100.000	Brookfield Reinsurance Ltd.	NO	
.0408	Brookfield Reinsurance Ltd. Group	00000	74-2999179	0			Argonaut Management Services, Inc.	DE	NIA	Argo Group US, Inc.	Ownership	100.000	Brookfield Reinsurance Ltd.	NO	
.0408	Brookfield Reinsurance Ltd. Group	12600	20-1991050	0			ARIS Title Insurance Corporation	NY	IA	Argo Group US, Inc.	Ownership	100.000	Brookfield Reinsurance Ltd.	NO	
.0408	Brookfield Reinsurance Ltd. Group	00000	74-2948177	0			Trident Insurance Services, L.L.C.	TX	NIA	Argo Group US, Inc.	Ownership	100.000	Brookfield Reinsurance Ltd.	NO	
.0408	Brookfield Reinsurance Ltd. Group	00000	04-2442943	0			Alteris Insurance Services, Inc.	MA	NIA	Argo Group US, Inc.	Ownership	100.000	Brookfield Reinsurance Ltd.	NO	
.0408	Brookfield Reinsurance Ltd. Group	19801	94-1390273	0			Argonaut Insurance Company	IL	IA	Argo Group US, Inc.	Ownership	100.000	Brookfield Reinsurance Ltd.	NO	
.0408	Brookfield Reinsurance Ltd. Group	19828	36-2489372	0			Argonaut-Midwest Insurance Company	IL	IA	Argonaut Insurance Company	Ownership	100.000	Brookfield Reinsurance Ltd.	NO	
.0408	Brookfield Reinsurance Ltd. Group	19860	37-0301640	0			Argonaut Great Central Insurance Company	IL	IA	Argonaut Insurance Company	Ownership	100.000	Brookfield Reinsurance Ltd.	NO	
.0408	Brookfield Reinsurance Ltd. Group	39993	54-1423096	0			Colony Insurance Company	VA	IA	Argonaut Insurance Company	Ownership	100.000	Brookfield Reinsurance Ltd.	NO	
.0408	Brookfield Reinsurance Ltd. Group	34118	65-0075940	0			Peleus Insurance Company	VA	IA	Colony Insurance Company	Ownership	100.000	Brookfield Reinsurance Ltd.	NO	
.0408	Brookfield Reinsurance Ltd. Group	36927	34-1266871	0			Colony Specialty Insurance Company	IL	IA	Colony Insurance Company	Ownership	100.000	Brookfield Reinsurance Ltd.	NO	
.0408	Brookfield Reinsurance Ltd. Group	35505	25-1620138	0			Rockwood Casualty Insurance Company	PA	IA	Argo Group US, Inc.	Ownership	100.000	Brookfield Reinsurance Ltd.	NO	
.0408	Brookfield Reinsurance Ltd. Group	10726	23-2904771	0			Somerset Casualty Insurance Company	PA	IA	Rockwood Casualty Insurance Company	Ownership	100.000	Brookfield Reinsurance Ltd.	NO	
.0408	Brookfield Reinsurance Ltd. Group	00000	99-1888471	0			ANICO RE0 C2 Owner LLC	TX	NIA	American National Insurance Company	Ownership	100.000	Brookfield Reinsurance Ltd.	NO	1
.0408	Brookfield Reinsurance Ltd. Group	00000	99-1291933	0			ANICO RE0 St. James Owner LLC	TX	NIA	American National Insurance Company	Ownership	100.000	Brookfield Reinsurance Ltd.	NO	1
.0408	Brookfield Reinsurance Ltd. Group	00000	93-1665964	0			200 Liberty REIT LLC	DE	OTH	200 Liberty Property Holdings Ltd.	Ownership	50.000	Brookfield Reinsurance Ltd.	NO	13
.0408	Brookfield Reinsurance Ltd. Group	00000	98-1737992	0			200 Liberty Property Holdings Ltd.	CYM	OTH	ANTAC Core CRE LLC	Ownership	34.845	Brookfield Reinsurance Ltd.	NO	13
.0408	Brookfield Reinsurance Ltd. Group	00000		0			1363015 Alberta Ltd.	CAN	NIA	Chipman Development Corporation	Ownership	100.000	Brookfield Reinsurance Ltd.	NO	1
.0408	Brookfield Reinsurance Ltd. Group	00000	20-8668116	0			121 Village, Ltd.	TX	NIA	ANREINV, LLC	Management	0.000	Brookfield Reinsurance Ltd.	NO	1
.0408	Brookfield Reinsurance Ltd. Group	00000	36-4814921	0			121 Village Lots 2/3, Ltd.	TX	NIA	ANREINV, LLC	Management	0.000	Brookfield Reinsurance Ltd.	NO	1
.0408	Brookfield Reinsurance Ltd. Group	00000	87-3288802	0			121 Village Corner Development, Ltd.	TX	NIA	ANREINV, LLC	Management	0.000	Brookfield Reinsurance Ltd.	NO	1
.0408	Brookfield Reinsurance Ltd. Group	00000	92-2374250	0			1100 Ave of Americas REIT LLC	DE	OTH	1100 AoA Property Holdings Ltd.	Ownership	50.000	Brookfield Reinsurance Ltd.	NO	13

STATEMENT AS OF JUNE 30, 2024 OF THE American National Life Insurance Company of Texas

SCHEDULE Y
PART 1A - DETAIL OF INSURANCE HOLDING COMPANY SYSTEM

1	2	3	4	5	6	7	8	9	10	11	12	13	14	15	16
Group Code	Group Name	NAIC Company Code	ID Number	Federal RSSD	CIK	Name of Securities Exchange if Publicly Traded (U.S. or International)	Names of Parent, Subsidiaries Or Affiliates	Domiciliary Location	Relationship to Reporting Entity	Directly Controlled by (Name of Entity/Person)	Type of Control (Ownership, Board, Management, Attorney-in-Fact, Influence, Other)	If Control is Ownership Provide Percentage	Ultimate Controlling Entity(ies)/Person(s)	Is an SCA Filing Required? (Yes/No)	*
.0408	Brookfield Reinsurance Ltd. Group	00000	98-1737979		0		1100 AoA Property Holdings Ltd.	..CYM	..OTH	ANTAC Core CRE LLC	Ownership	36.015	Brookfield Reinsurance Ltd.	..NO	13
.0408	Brookfield Reinsurance Ltd. Group				0		BNRE Canada Services Inc.	..CAN	..NIA	BAMR Holdings Ltd.	Ownership	100.000	Brookfield Reinsurance Ltd.	..NO	1
.0408	Brookfield Reinsurance Ltd. Group	92738	42-1153896				American Equity Investment Life Insurance Company	..IA	..NIA	American National Group Inc.	Ownership	100.000	Brookfield Reinsurance Ltd.	..NO	
.0408	Brookfield Reinsurance Ltd. Group	11135	22-3762465				American Equity Investment Life Insurance Company of New York	..NY	..NIA	American National Group Inc.	Ownership	100.000	Brookfield Reinsurance Ltd.	..NO	
.0408	Brookfield Reinsurance Ltd. Group	13183	26-3218907				Eagle Life Insurance Company	..IA	..NIA	American National Group Inc.	Ownership	100.000	Brookfield Reinsurance Ltd.	..NO	
.0408	Brookfield Reinsurance Ltd. Group	17189	87-2625017				AEL Re Vermont Inc	..VT	..NIA	American National Group Inc.	Ownership	100.000	Brookfield Reinsurance Ltd.	..NO	
.0408	Brookfield Reinsurance Ltd. Group	17553	93-3948200				AEL Re Vermont II Inc	..VT	..NIA	American National Group Inc.	Ownership	100.000	Brookfield Reinsurance Ltd.	..NO	
.0408	Brookfield Reinsurance Ltd. Group	71323	75-1168687				Entrada Life Insurance Company	..AZ	..NIA	American National Group Inc.	Ownership	100.000	Brookfield Reinsurance Ltd.	..NO	
.0408	Brookfield Reinsurance Ltd. Group		27-0413288				AERL, LC	..IA	..NIA	American National Group Inc.	Ownership	100.000	Brookfield Reinsurance Ltd.	..NO	
.0408	Brookfield Reinsurance Ltd. Group		88-0711676				BH JV Multifamily Investors, LLC	..DE	..NIA	American National Group Inc.	Ownership	95.000	Brookfield Reinsurance Ltd.	..NO	
.0408	Brookfield Reinsurance Ltd. Group						Vantage at Westover Parent, LLC	..DE	..NIA	BH JV Multifamily Investors, LLC	Ownership	85.560	Brookfield Reinsurance Ltd.	..NO	
.0408	Brookfield Reinsurance Ltd. Group						Stonecastle Apartments Holdings, LLC	..DE	..NIA	BH JV Multifamily Investors, LLC	Ownership	80.020	Brookfield Reinsurance Ltd.	..NO	
.0408	Brookfield Reinsurance Ltd. Group						Residential Investment Trust	..DE	..NIA	American Equity Investment Life Insurance Company	Ownership	100.000	Brookfield Reinsurance Ltd.	..NO	
.0408	Brookfield Reinsurance Ltd. Group						Residential Investment Trust III	..DE	..NIA	American Equity Investment Life Insurance Company	Ownership	100.000	Brookfield Reinsurance Ltd.	..NO	
.0408	Brookfield Reinsurance Ltd. Group						Residential Investment Trust IV	..DE	..NIA	American Equity Investment Life Insurance Company	Ownership	100.000	Brookfield Reinsurance Ltd.	..NO	
.0408	Brookfield Reinsurance Ltd. Group						Residential Investment Trust -Berm FW	..DE	..NIA	American Equity Investment Life Insurance Company	Ownership	100.000	Brookfield Reinsurance Ltd.	..NO	
.0408	Brookfield Reinsurance Ltd. Group						Residential Investment Trust III - Berm FW	..DE	..NIA	American Equity Investment Life Insurance Company	Ownership	100.000	Brookfield Reinsurance Ltd.	..NO	
.0408	Brookfield Reinsurance Ltd. Group						Residential Investment Trust IV - Berm FW	..DE	..NIA	American Equity Investment Life Insurance Company	Ownership	100.000	Brookfield Reinsurance Ltd.	..NO	
.0408	Brookfield Reinsurance Ltd. Group						Residential Investment Trust III - Verm FW	..DE	..NIA	American Equity Investment Life Insurance Company	Ownership	100.000	Brookfield Reinsurance Ltd.	..NO	
.0408	Brookfield Reinsurance Ltd. Group						ISQ Ace Fund, LLC	..DE	..NIA	American Equity Investment Life Insurance Company	Ownership	98.000	Brookfield Reinsurance Ltd.	..NO	
.0408	Brookfield Reinsurance Ltd. Group		92-1992151				BH JV (Berm FW) Multifamily Investors, LLC	..DE	..NIA	American Equity Investment Life Insurance Company	Ownership	95.000	Brookfield Reinsurance Ltd.	..NO	
.0408	Brookfield Reinsurance Ltd. Group		92-1610110				Ace Fund Holdings LLC	..DE	..NIA	American Equity Investment Life Insurance Company	Ownership	92.900	Brookfield Reinsurance Ltd.	..NO	
.0408	Brookfield Reinsurance Ltd. Group						Vantage at Westover Parent, LLC	..DE	..NIA	BH JV (Berm FW) Multifamily Investors, LLC	Ownership	14.440	Brookfield Reinsurance Ltd.	..NO	
.0408	Brookfield Reinsurance Ltd. Group						Vantage at Westover Owner, LLC	..DE	..NIA	Vantage at Westover Parent, LLC	Ownership	100.000	Brookfield Reinsurance Ltd.	..NO	
.0408	Brookfield Reinsurance Ltd. Group						Stonecastle Apartments Holdings, LLC	..DE	..NIA	BH JV (Berm FW) Multifamily Investors, LLC	Ownership	19.980	Brookfield Reinsurance Ltd.	..NO	
.0408	Brookfield Reinsurance Ltd. Group						PBJ Stonecastle, LLC	..DE	..NIA	Stonecastle Apartments Holdings, LLC	Ownership	100.000	Brookfield Reinsurance Ltd.	..NO	
.0408	Brookfield Reinsurance Ltd. Group		88-4253582				M-A LPI Holdings, LLC	..DE	..NIA	American Equity Investment Life Insurance Company	Ownership	84.270	Brookfield Reinsurance Ltd.	..NO	
.0408	Brookfield Reinsurance Ltd. Group						Residential Investment Trust II	..DE	..NIA	Eagle Life Insurance Company	Ownership	100.000	Brookfield Reinsurance Ltd.	..NO	
.0408	Brookfield Reinsurance Ltd. Group						Residential Investment Trust III-E	..DE	..NIA	Eagle Life Insurance Company	Ownership	100.000	Brookfield Reinsurance Ltd.	..NO	
.0408	Brookfield Reinsurance Ltd. Group						Residential Investment Trust V	..DE	..NIA	Eagle Life Insurance Company	Ownership	100.000	Brookfield Reinsurance Ltd.	..NO	
.0408	Brookfield Reinsurance Ltd. Group		88-4253582				M-A LPI Holdings, LLC	..DE	..NIA	Eagle Life Insurance Company	Ownership	5.730	Brookfield Reinsurance Ltd.	..NO	
.0408	Brookfield Reinsurance Ltd. Group		88-4247932				M-LPI Resort Holdings, LLC	..DE	..NIA	M-A LPI Holdings, LLC	Ownership	80.000	Brookfield Reinsurance Ltd.	..NO	

STATEMENT AS OF JUNE 30, 2024 OF THE American National Life Insurance Company of Texas

SCHEDULE Y
PART 1A - DETAIL OF INSURANCE HOLDING COMPANY SYSTEM

1	2	3	4	5	6	7	8	9	10	11	12	13	14	15	16
Group Code	Group Name	NAIC Company Code	ID Number	Federal RSSD	CIK	Name of Securities Exchange if Publicly Traded (U.S. or International)	Names of Parent, Subsidiaries Or Affiliates	Domi-ciliary Location	Relation-ship to Reporting Entity	Directly Controlled by (Name of Entity/Person)	Type of Control (Ownership, Board, Management, Attorney-in-Fact, Influence, Other)	If Control is Ownership Provide Percentage	Ultimate Controlling Entity(ies)/Person(s)	Is an SCA Filing Re-quired? (Yes/No)	*
.0408	Brookfield Reinsurance Ltd. Group		92-1610110				Ace Fund Holdings LLC	DE	NIA	Eagle Life Insurance Company	Ownership	7.100	Brookfield Reinsurance Ltd.	NO	
.0408	Brookfield Reinsurance Ltd. Group		92-0856342				M-LPI Resort Owner, LLC	DE	NIA	M-LPI Resort Holdings, LLC	Ownership	100.000	Brookfield Reinsurance Ltd.	NO	
.0408	Brookfield Reinsurance Ltd. Group		85-4289437				AE Capital, LLC	IA	NIA	American National Group Inc.	Ownership	100.000	Brookfield Reinsurance Ltd.	NO	
.0408	Brookfield Reinsurance Ltd. Group		98-1640447				AEL Re Bermuda Ltd	BMJ	NIA	American National Group Inc.	Ownership	100.000	Brookfield Reinsurance Ltd.	NO	
.0408	Brookfield Reinsurance Ltd. Group		42-6593040				American Equity Capital Trust II	DE	NIA	American National Group Inc.	Ownership	100.000	Brookfield Reinsurance Ltd.	NO	
.0408	Brookfield Reinsurance Ltd. Group		42-1461598				American Equity Investment Properties, L.C.	IA	NIA	American National Group Inc.	Ownership	100.000	Brookfield Reinsurance Ltd.	NO	
.0408	Brookfield Reinsurance Ltd. Group		86-1532673				High Trestle Investment Management, LLC	IA	NIA	American National Group Inc.	Ownership	100.000	Brookfield Reinsurance Ltd.	NO	
.0408	Brookfield Reinsurance Ltd. Group		88-3749240				North Wolf Bay Holdings, LLC	DE	NIA	American National Group Inc.	Ownership	100.000	Brookfield Reinsurance Ltd.	NO	
.0408	Brookfield Reinsurance Ltd. Group		87-2713076				NC Securities Holdco, LLC	NC	NIA	American National Group Inc.	Ownership	100.000	Brookfield Reinsurance Ltd.	NO	
.0408	Brookfield Reinsurance Ltd. Group		88-3743138				AEL Financial Services, LLC	NC	NIA	NC Securities Holdco, LLC	Ownership	100.000	Brookfield Reinsurance Ltd.	NO	
.0408	Brookfield Reinsurance Ltd. Group						BAM V Geneva LLC	DE	OTH	Bventures Holdco LLC	Ownership	81.000	Brookfield Reinsurance Ltd.	NO	13
.0408	Brookfield Reinsurance Ltd. Group						BNRE Canada Pref Sub Inc.	CAN	OTH	BNRE Canada Holdings Inc.	Ownership	100.000	Brookfield Reinsurance Ltd.	NO	13
.0408	Brookfield Reinsurance Ltd. Group						BNRE Canada Holdings Inc.	CAN	OTH	BAM Re Holdings Ltd.	Ownership	100.000	Brookfield Reinsurance Ltd.	NO	13
.0408	Brookfield Reinsurance Ltd. Group						BNRE Canada Finance ULC	CAN	OTH	BNRE Canada Holdings Inc.	Ownership	100.000	Brookfield Reinsurance Ltd.	NO	13
.0408	Brookfield Reinsurance Ltd. Group						BNRE Bermuda Finance LP	BMJ	OTH	BNRE Bermuda Finance Holdings Ltd.	Ownership	99.000	Brookfield Reinsurance Ltd.	NO	13
.0408	Brookfield Reinsurance Ltd. Group						BNRE Bermuda Finance GP Ltd.	BMJ	OTH	BNRE Bermuda Finance Holdings Ltd.	Ownership	100.000	Brookfield Reinsurance Ltd.	NO	13
.0408	Brookfield Reinsurance Ltd. Group						BNRE Bermuda Finance Holdings Ltd.	BMJ	OTH	BAM Re Holdings Ltd.	Ownership	100.000	Brookfield Reinsurance Ltd.	NO	13
.0408	Brookfield Reinsurance Ltd. Group						Brookfield Annuity Loan LP	CAN	OTH	Brookfield Annuity Company	Ownership	99.000	Brookfield Reinsurance Ltd.	NO	13
.0408	Brookfield Reinsurance Ltd. Group						Bventures Holdco LLC	DE	OTH	Chamberlain Blane 2023-1 LLC	Ownership	100.000	Brookfield Reinsurance Ltd.	NO	13
.0408	Brookfield Reinsurance Ltd. Group						200 VESEY PROPERTY HOLDINGS LTD.	CYM	OTH	American Equity Investment Life Insurance Company	Ownership	100.000	Brookfield Reinsurance Ltd.	NO	13
.0408	Brookfield Reinsurance Ltd. Group						5 MW Property Holdings Ltd.	CYM	OTH	Brookfield Reinsurance Investments LP	Ownership	47.200	Brookfield Reinsurance Ltd.	NO	13
.0408	Brookfield Reinsurance Ltd. Group						Bay Adelaide North Property Structure	CAN	OTH	American Equity Investment Life Insurance Company	Ownership	77.600	Brookfield Reinsurance Ltd.	NO	13
.0408	Brookfield Reinsurance Ltd. Group						ALA MOANA PROPERTY HOLDINGS LTD.	CYM	OTH	American Equity Investment Life Insurance Company	Ownership	77.600	Brookfield Reinsurance Ltd.	NO	13
.0408	Brookfield Reinsurance Ltd. Group						TYSONS GALLERIA PROPERTY HOLDINGS LTD.	CYM	OTH	American Equity Investment Life Insurance Company	Ownership	65.000	Brookfield Reinsurance Ltd.	NO	13
.0408	Brookfield Reinsurance Ltd. Group						WOODLANDS MALL PROPERTY HOLDINGS LTD.	CYM	OTH	American Equity Investment Life Insurance Company	Ownership	66.000	Brookfield Reinsurance Ltd.	NO	13
.0408	Brookfield Reinsurance Ltd. Group						La Cantera Property Holdings Ltd.	CYM	OTH	American Equity Investment Life Insurance Company	Ownership	70.500	Brookfield Reinsurance Ltd.	NO	13
.0408	Brookfield Reinsurance Ltd. Group						JORDAN CREEK PROPERTY HOLDINGS LTD.	CYM	OTH	American Equity Investment Life Insurance Company	Ownership	61.400	Brookfield Reinsurance Ltd.	NO	13
.0408	Brookfield Reinsurance Ltd. Group						2 MW Property Holdings Ltd.	CYM	OTH	Brookfield Reinsurance Investments LP	Ownership	47.200	Brookfield Reinsurance Ltd.	NO	13
.0408	Brookfield Reinsurance Ltd. Group						WILLOWBROOK PROPERTY HOLDINGS LTD.	CYM	OTH	American Equity Investment Life Insurance Company	Ownership	64.800	Brookfield Reinsurance Ltd.	NO	13
.0408	Brookfield Reinsurance Ltd. Group						BOULDER REINSURANCE (CAYMAN) LTD	CYM	OTH	American National Group Inc.	Ownership	100.000	Brookfield Reinsurance Ltd.	NO	13

Asterisk	Explanation
1	Bruce Flatt and Brian Kingston are also ultimate controlling persons
2	BAM Re Partners Trust owns 100% of the Class B Limited Voting Shares of Brookfield Reinsurance Ltd.
3	Investment Special Purpose Vehicle

SUPPLEMENTAL EXHIBITS AND SCHEDULES INTERROGATORIES

The following supplemental reports are required to be filed as part of your statement filing. However, in the event that your company does not transact the type of business for which the special report must be filed, your response of NO to the specific interrogatory will be accepted in lieu of filing a "NONE" report and a bar code will be printed below. If the supplement is required of your company but is not being filed for whatever reason enter SEE EXPLANATION and provide an explanation following the interrogatory questions.

	Response
1. Will the Trusteed Surplus Statement be filed with the state of domicile and the NAIC with this statement?	NO
2. Will the Medicare Part D Coverage Supplement be filed with the state of domicile and the NAIC with this statement?	NO
3. Will the Reasonableness of Assumptions Certification required by Actuarial Guideline XXXV be filed with the state of domicile and electronically with the NAIC?	NO
4. Will the Reasonableness and Consistency of Assumptions Certification required by Actuarial Guideline XXXV be filed with the state of domicile and electronically with the NAIC?	NO
5. Will the Reasonableness of Assumptions Certification for Implied Guaranteed Rate Method required by Actuarial Guideline XXXVI be filed with the state of domicile and electronically with the NAIC?	NO
6. Will the Reasonableness and Consistency of Assumptions Certification required by Actuarial Guideline XXXVI (Updated Average Market Value) be filed with the state of domicile and electronically with the NAIC?	NO
7. Will the Reasonableness and Consistency of Assumptions Certification required by Actuarial Guideline XXXVI (Updated Market Value) be filed with the state of domicile and electronically with the NAIC?	NO
8. Will the Life PBR Statement of Exemption be filed with the state of domicile by July 1st and electronically with the NAIC with the second quarterly filing per the Valuation Manual (by August 15)? (2nd Quarter Only) The response for 1st and 3rd quarters should be N/A. A NO response resulting with a bar code is only appropriate in the 2nd quarter. In the case of an ongoing statement of exemption, enter "SEE EXPLANATION" and provide as an explanation that the company is utilizing an ongoing statement of exemption.	NO


AUGUST FILING

9. Will the regulator-only (non-public) Communication of Internal Control Related Matters Noted in Audit be filed with the state of domicile and electronically with the NAIC (as a regulator-only non-public document) by August 1? The response for 1st and 3rd quarters should be N/A. A NO response resulting with a bar code is only appropriate in the 2nd quarter.	YES
--	-----

Explanation:

- 1.
- 2.
- 3.
- 4.
- 5.
- 6.
- 7.
- 8.

Bar Code:

1. Trusteed Surplus Statement [Document Identifier 490]	
2. Medicare Part D Coverage Supplement [Document Identifier 365]	
3. Reasonableness of Assumptions Certification required by Actuarial Guideline XXXV [Document Identifier 445]	
4. Reasonableness and Consistency of Assumptions Certification required by Actuarial Guideline XXXV [Document Identifier 446]	
5. Reasonableness of Assumptions Certification for Implied Guaranteed Rate Method required by Actuarial Guideline XXXVI [Document Identifier 447]	
6. Reasonableness and Consistency of Assumptions Certification required by Actuarial Guideline XXXVI [Document Identifier 448]	
7. Reasonableness and Consistency of Assumptions Certification required by Actuarial Guideline XXXVI (Updated Market Value) [Document Identifier 449]	
8. Life PBR Statement of Exemption (2nd Quarter Only) [Document Identifier 700]	

NONE

STATEMENT AS OF JUNE 30, 2024 OF THE American National Life Insurance Company of Texas

SCHEDULE A - VERIFICATION

Real Estate

	1 Year to Date	2 Prior Year Ended December 31
1. Book/adjusted carrying value, December 31 of prior year		
2. Cost of acquired:		
2.1 Actual cost at time of acquisition		
2.2 Additional investment made after acquisition		
3. Current year change in encumbrances		
4. Total gain (loss) on disposals		
5. Deduct amounts received on disposals		
6. Total foreign exchange change in book/adjusted carrying value		
7. Deduct current year's other than temporary impairment recognized		
8. Deduct current year's depreciation		
9. Book/adjusted carrying value at the end of current period (Lines 1+2+3+4-5+6-7-8)		
10. Deduct total nonadmitted amounts		
11. Statement value at end of current period (Line 9 minus Line 10)		

NONE

SCHEDULE B - VERIFICATION

Mortgage Loans

	1 Year to Date	2 Prior Year Ended December 31
1. Book value/recorded investment excluding accrued interest, December 31 of prior year		
2. Cost of acquired:		
2.1 Actual cost at time of acquisition		
2.2 Additional investment made after acquisition		
3. Capitalized deferred interest and other		
4. Accrual of discount		
5. Unrealized valuation increase/(decrease)		
6. Total gain (loss) on disposals		
7. Deduct amounts received on disposals		
8. Deduct amortization of premium and mortgage interest paid and commitment fees		
9. Total foreign exchange change in book value/recorded investment excluding accrued interest		
10. Deduct current year's other than temporary impairment recognized		
11. Book value/recorded investment excluding accrued interest at end of current period (Lines 1+2+3+4+5+6-7-8+9-10)		
12. Total valuation allowance		
13. Subtotal (Line 11 plus Line 12)		
14. Deduct total nonadmitted amounts		
15. Statement value at end of current period (Line 13 minus Line 14)		

NONE

SCHEDULE BA - VERIFICATION

Other Long-Term Invested Assets

	1 Year to Date	2 Prior Year Ended December 31
1. Book/adjusted carrying value, December 31 of prior year	2,800,000	
2. Cost of acquired:		
2.1 Actual cost at time of acquisition		3,300,000
2.2 Additional investment made after acquisition	3,400,000	3,950,000
3. Capitalized deferred interest and other		
4. Accrual of discount		
5. Unrealized valuation increase/(decrease)		
6. Total gain (loss) on disposals		
7. Deduct amounts received on disposals	3,600,000	4,450,000
8. Deduct amortization of premium and depreciation		
9. Total foreign exchange change in book/adjusted carrying value		
10. Deduct current year's other than temporary impairment recognized		
11. Book/adjusted carrying value at end of current period (Lines 1+2+3+4+5+6-7-8+9-10)	2,600,000	2,800,000
12. Deduct total nonadmitted amounts		
13. Statement value at end of current period (Line 11 minus Line 12)	2,600,000	2,800,000

SCHEDULE D - VERIFICATION

Bonds and Stocks

	1 Year to Date	2 Prior Year Ended December 31
1. Book/adjusted carrying value of bonds and stocks, December 31 of prior year	77,217,954	92,233,989
2. Cost of bonds and stocks acquired	198,609	4,989,497
3. Accrual of discount	196,989	69,228
4. Unrealized valuation increase/(decrease)	35,898	
5. Total gain (loss) on disposals		54,595
6. Deduct consideration for bonds and stocks disposed of	2,230,895	19,712,587
7. Deduct amortization of premium	232,211	423,526
8. Total foreign exchange change in book/adjusted carrying value		
9. Deduct current year's other than temporary impairment recognized		
10. Total investment income recognized as a result of prepayment penalties and/or acceleration fees		6,758
11. Book/adjusted carrying value at end of current period (Lines 1+2+3+4+5-6-7+8-9+10)	75,186,344	77,217,954
12. Deduct total nonadmitted amounts		
13. Statement value at end of current period (Line 11 minus Line 12)	75,186,344	77,217,954

STATEMENT AS OF JUNE 30, 2024 OF THE American National Life Insurance Company of Texas

SCHEDULE D - PART 1B

Showing the Acquisitions, Dispositions and Non-Trading Activity
During the Current Quarter for all Bonds and Preferred Stock by NAIC Designation

NAIC Designation	1 Book/Adjusted Carrying Value Beginning of Current Quarter	2 Acquisitions During Current Quarter	3 Dispositions During Current Quarter	4 Non-Trading Activity During Current Quarter	5 Book/Adjusted Carrying Value End of First Quarter	6 Book/Adjusted Carrying Value End of Second Quarter	7 Book/Adjusted Carrying Value End of Third Quarter	8 Book/Adjusted Carrying Value December 31 Prior Year
BONDS								
1. NAIC 1 (a)	78,726,581	143,813,158	143,190,261	6,336,153	78,726,581	85,685,631		77,782,308
2. NAIC 2 (a)	32,888,307			(2,020,715)	32,888,307	30,867,592		33,908,902
3. NAIC 3 (a)	1,075,787			(3,645)	1,075,787	1,072,142		1,079,421
4. NAIC 4 (a)								
5. NAIC 5 (a)								
6. NAIC 6 (a)								
7. Total Bonds	112,690,675	143,813,158	143,190,261	4,311,793	112,690,675	117,625,365		112,770,631
PREFERRED STOCK								
8. NAIC 1								
9. NAIC 2								
10. NAIC 3								
11. NAIC 4								
12. NAIC 5								
13. NAIC 6								
14. Total Preferred Stock								
15. Total Bonds and Preferred Stock	112,690,675	143,813,158	143,190,261	4,311,793	112,690,675	117,625,365		112,770,631

(a) Book/Adjusted Carrying Value column for the end of the current reporting period includes the following amount of short-term and cash equivalent bonds by NAIC designation:

NAIC 1 \$ 44,420,126 ; NAIC 2 \$; NAIC 3 \$; NAIC 4 \$; NAIC 5 \$; NAIC 6 \$

S102

SCHEDULE DA - PART 1

Short-Term Investments

	1	2	3	4	5
	Book/Adjusted Carrying Value	Premium	Actual Cost	Interest Collected Year-to-Date	Paid for Accrued Interest Year-to-Date
7709999999 Totals		XX			

NONE

SCHEDULE DA - VERIFICATION

Short-Term Investments

	1	2
	Year To Date	Prior Year Ended December 31
1. Book/adjusted carrying value, December 31 of prior year	3,990,000	25,978,981
2. Cost of short-term investments acquired		123,008,137
3. Accrual of discount		491,243
4. Unrealized valuation increase/(decrease)		
5. Total gain (loss) on disposals		
6. Deduct consideration received on disposals	3,990,000	145,488,361
7. Deduct amortization of premium		
8. Total foreign exchange change in book/adjusted carrying value		
9. Deduct current year's other than temporary impairment recognized		
10. Book/adjusted carrying value at end of current period (Lines 1+2+3+4+5-6-7+8-9)		3,990,000
11. Deduct total nonadmitted amounts		
12. Statement value at end of current period (Line 10 minus Line 11)		3,990,000

Schedule DB - Part A - Verification - Options, Caps, Floors, Collars, Swaps and Forwards

N O N E

Schedule DB - Part B - Verification - Futures Contracts

N O N E

Schedule DB - Part C - Section 1 - Replication (Synthetic Asset) Transactions (RSATs) Open

N O N E

Schedule DB-Part C-Section 2-Reconciliation of Replication (Synthetic Asset) Transactions Open

N O N E

Schedule DB - Verification - Book/Adjusted Carrying Value, Fair Value and Potential Exposure of
Derivatives

N O N E

SCHEDULE E - PART 2 - VERIFICATION

(Cash Equivalents)

	1	2
	Year To Date	Prior Year Ended December 31
1. Book/adjusted carrying value, December 31 of prior year	40,249,312	8,087,381
2. Cost of cash equivalents acquired	547,189,426	739,163,424
3. Accrual of discount	450,070	800,509
4. Unrealized valuation increase/(decrease)		
5. Total gain (loss) on disposals		(16,471)
6. Deduct consideration received on disposals	541,056,046	707,785,531
7. Deduct amortization of premium		
8. Total foreign exchange change in book/adjusted carrying value		
9. Deduct current year's other than temporary impairment recognized		
10. Book/adjusted carrying value at end of current period (Lines 1+2+3+4+5-6-7+8-9)	46,832,762	40,249,312
11. Deduct total nonadmitted amounts		
12. Statement value at end of current period (Line 10 minus Line 11)	46,832,762	40,249,312

Schedule A - Part 2 - Real Estate Acquired and Additions Made

NONE

Schedule A - Part 3 - Real Estate Disposed

NONE

Schedule B - Part 2 - Mortgage Loans Acquired and Additions Made

NONE

Schedule B - Part 3 - Mortgage Loans Disposed, Transferred or Repaid

NONE

SCHEDULE BA - PART 2

Showing Other Long-Term Invested Assets ACQUIRED AND ADDITIONS MADE During the Current Quarter

1 CUSIP Identification	2 Name or Description	Location		5 Name of Vendor or General Partner	6 NAIC Designation, NAIC Designation Modifier and SVO Admini- strative Symbol	7 Date Originally Acquired	8 Type and Strategy	9 Actual Cost at Time of Acquisition	10 Additional Investment Made After Acquisition	11 Amount of Encumbrances	12 Commitment for Additional Investment	13 Percentage of Ownership	
		3 City	4 State										
PPFUMC-12-3	BlueRock- Revolving Credit Facility	New York	NV	Private		02/16/2023			1,750,000				
2999999. Collateral Loans - Unaffiliated												1,750,000	XXX
6099999. Total - Unaffiliated												1,750,000	XXX
6199999. Total - Affiliated													XXX
6299999 - Totals												1,750,000	XXX

SCHEDULE BA - PART 3

Showing Other Long-Term Invested Assets DISPOSED, Transferred or Repaid During the Current Quarter

1 CUSIP Identification	2 Name or Description	Location		5 Name of Purchaser or Nature of Disposal	6 Date Originally Acquired	7 Disposal Date	8 Book/ Adjusted Carrying Value Less Encum- brances, Prior Year	Change in Book/Adjusted Carrying Value						15 Book/ Adjusted Carrying Value Less Encum- brances on Disposal	16 Consid- eration	17 Foreign Exchange Gain (Loss) on Disposal	18 Realized Gain (Loss) on Disposal	19 Total Gain (Loss) on Disposal	20 Invest- ment Income	
		9 City	10 State					9 Unrealized Valuation Increase/ (De- crease)	10 Current Year's (Depre- ciation) or (Amorti- zation)/ Accretion	11 Current Year's Other Than Temporary Impair- ment Recogn- ized	12 Capital- ized Deferred Interest and Other	13 Total Change in Book/ Adjusted Carrying Value (9+10- 11+12)	14 Total Foreign Exchange Change in Book/ Adjusted Carrying Value							
PPFUMC-12-3	BlueRock- Revolving Credit Facility	New York	NV	Private	02/16/2023	06/30/2024	2,225,000							2,225,000	2,225,000					
2999999. Collateral Loans - Unaffiliated								2,225,000						2,225,000	2,225,000					
6099999. Total - Unaffiliated								2,225,000						2,225,000	2,225,000					
6199999. Total - Affiliated																				
6299999 - Totals								2,225,000						2,225,000	2,225,000					

STATEMENT AS OF JUNE 30, 2024 OF THE American National Life Insurance Company of Texas

SCHEDULE D - PART 3

Show All Long-Term Bonds and Stock Acquired During the Current Quarter

1 CUSIP Identification	2 Description	3 Foreign	4 Date Acquired	5 Name of Vendor	6 Number of Shares of Stock	7 Actual Cost	8 Par Value	9 Paid for Accrued Interest and Dividends	10 NAIC Designation, NAIC Designation Modifier and SVO Admini- strative Symbol
91282C-KE-0	UNITED STATES TREAS		04/02/2024	Burrows Capital Advisors thru Cetera		198,609	200,000	439	1.A FE
0109999999. Subtotal - Bonds - U.S. Governments						198,609	200,000	439	XXX
2509999997. Total - Bonds - Part 3						198,609	200,000	439	XXX
2509999998. Total - Bonds - Part 5						XXX	XXX	XXX	XXX
2509999999. Total - Bonds						198,609	200,000	439	XXX
4509999997. Total - Preferred Stocks - Part 3							XXX		XXX
4509999998. Total - Preferred Stocks - Part 5						XXX	XXX	XXX	XXX
4509999999. Total - Preferred Stocks							XXX		XXX
5989999997. Total - Common Stocks - Part 3							XXX		XXX
5989999998. Total - Common Stocks - Part 5						XXX	XXX	XXX	XXX
5989999999. Total - Common Stocks							XXX		XXX
5999999999. Total - Preferred and Common Stocks							XXX		XXX
6009999999 - Totals						198,609	XXX	439	XXX

E04

STATEMENT AS OF JUNE 30, 2024 OF THE American National Life Insurance Company of Texas

SCHEDULE D - PART 4

Show All Long-Term Bonds and Stock Sold, Redeemed or Otherwise Disposed of During the Current Quarter

1	2	3	4	5	6	7	8	9	10	Change In Book/Adjusted Carrying Value					16	17	18	19	20	21	22	
										11	12	13	14	15								
CUSIP Identification	Description	Foreign	Disposal Date	Name of Purchaser	Number of Shares of Stock	Consideration	Par Value	Actual Cost	Prior Year Book/Adjusted Carrying Value	Unrealized Valuation Increase/(Decrease)	Current Year's (Amortization)/Accretion	Other Than Temporary Impairment Recognized	Total Change in Book/Adjusted Carrying Value (11 + 12 - 13)	Total Foreign Exchange Change in Book /Adjusted Carrying Value	Book/Adjusted Carrying Value at Disposal Date	Foreign Exchange Gain (Loss) on Disposal	Realized Gain (Loss) on Disposal	Total Gain (Loss) on Disposal	Bond Interest/Stock Dividends Received During Year	Stated Contractual Maturity Date	NAIC Designation, NAIC Designation Modifier and SVO Administrative Symbol	
..3133EG-AM-7	FEDERAL FARM CR BKS		05/16/2024	MATURITY		200,000	200,000	210,026	200,935		(935)		(935)		200,000				1,800	05/16/2024	1.B FE	
0109999999	Subtotal - Bonds - U.S. Governments					200,000	200,000	210,026	200,935		(935)		(935)		200,000				1,800	XXX	XXX	
..0376SH-AA-9	APOLLO MGMT HLDGS LP		05/30/2024	MATURITY		958,180	1,000,000	1,036,230	1,001,875		(1,875)		(1,875)		1,000,000				20,000	05/30/2024	1.F FE	
1109999999	Subtotal - Bonds - Industrial and Miscellaneous (Unaffiliated)					958,180	1,000,000	1,036,230	1,001,875		(1,875)		(1,875)		1,000,000				20,000	XXX	XXX	
2509999997	Total - Bonds - Part 4					1,158,180	1,200,000	1,246,256	1,202,810		(2,810)		(2,810)		1,200,000				21,800	XXX	XXX	
2509999998	Total - Bonds - Part 5					XXX	XXX	XXX	XXX	XXX	XXX	XXX	XXX	XXX	XXX	XXX	XXX	XXX	XXX	XXX	XXX	XXX
2509999999	Total - Bonds					1,158,180	1,200,000	1,246,256	1,202,810		(2,810)		(2,810)		1,200,000				21,800	XXX	XXX	
4509999997	Total - Preferred Stocks - Part 4						XXX													XXX	XXX	
4509999998	Total - Preferred Stocks - Part 5					XXX	XXX	XXX	XXX	XXX	XXX	XXX	XXX	XXX	XXX	XXX	XXX	XXX	XXX	XXX	XXX	XXX
4509999999	Total - Preferred Stocks						XXX													XXX	XXX	
5989999997	Total - Common Stocks - Part 4						XXX													XXX	XXX	
5989999998	Total - Common Stocks - Part 5					XXX	XXX	XXX	XXX	XXX	XXX	XXX	XXX	XXX	XXX	XXX	XXX	XXX	XXX	XXX	XXX	XXX
5989999999	Total - Common Stocks						XXX													XXX	XXX	
5999999999	Total - Preferred and Common Stocks						XXX													XXX	XXX	
6009999999	Totals					1,158,180	XXX	1,246,256	1,202,810		(2,810)		(2,810)		1,200,000				21,800	XXX	XXX	

E05

Schedule DB - Part A - Section 1 - Options, Caps, Floors, Collars, Swaps and Forwards Open

N O N E

Schedule DB - Part B - Section 1 - Futures Contracts Open

N O N E

Schedule DB - Part B - Section 1B - Brokers with whom cash deposits have been made

N O N E

Schedule DB - Part D - Section 1 - Counterparty Exposure for Derivative Instruments Open

N O N E

Schedule DB - Part D-Section 2 - Collateral for Derivative Instruments Open - Pledged By

N O N E

Schedule DB - Part D-Section 2 - Collateral for Derivative Instruments Open - Pledged To

N O N E

Schedule DB - Part E - Derivatives Hedging Variable Annuity Guarantees

N O N E

Schedule DL - Part 1 - Reinvested Collateral Assets Owned

N O N E

Schedule DL - Part 2 - Reinvested Collateral Assets Owned

N O N E

SCHEDULE E - PART 1 - CASH

Month End Depository Balances

1 Depository	2 Code	3 Rate of Interest	4 Amount of Interest Received During Current Quarter	5 Amount of Interest Accrued at Current Statement Date	6 Book Balance at End of Each Month During Current Quarter			9 *
					6 First Month	7 Second Month	8 Third Month	
JP Morgan Chase Houston, TX					1,311,812	1,060,719	1,765,488	XXX.
Moody National Bank Galveston, TX					(88,274)	(538,342)	(416,675)	XXX.
Wells Fargo Houston, TX					(81,552)			XXX.
0199998. Deposits in ... depositories that do not exceed the allowable limit in any one depository (See instructions) - Open Depositories	XXX	XXX						XXX
0199999. Totals - Open Depositories	XXX	XXX			1,141,986	522,377	1,348,813	XXX
0299998. Deposits in ... depositories that do not exceed the allowable limit in any one depository (See instructions) - Suspended Depositories	XXX	XXX						XXX
0299999. Totals - Suspended Depositories	XXX	XXX						XXX
0399999. Total Cash on Deposit	XXX	XXX			1,141,986	522,377	1,348,813	XXX
0499999. Cash in Company's Office	XXX	XXX	XXX	XXX				XXX
0599999. Total - Cash	XXX	XXX			1,141,986	522,377	1,348,813	XXX

STATEMENT AS OF JUNE 30, 2024 OF THE American National Life Insurance Company of Texas

SCHEDULE E - PART 2 - CASH EQUIVALENTS

Show Investments Owned End of Current Quarter

1 CUSIP	2 Description	3 Code	4 Date Acquired	5 Rate of Interest	6 Maturity Date	7 Book/Adjusted Carrying Value	8 Amount of Interest Due and Accrued	9 Amount Received During Year
	UNITED STATES TREAS		06/25/2024	5.191	07/11/2024	12,482,014		8,993
	UNITED STATES TREAS		06/11/2024	5.255	07/02/2024	9,998,544		27,656
	UNITED STATES TREAS		06/18/2024	0.000	07/16/2024	9,479,405		15,103
	UNITED STATES TREAS		06/25/2024	5.235	07/23/2024	12,460,163		
0019999999. Subtotal - Bonds - U.S. Governments - Issuer Obligations						44,420,126		51,752
0109999999. Total - U.S. Government Bonds						44,420,126		51,752
0309999999. Total - All Other Government Bonds								
0509999999. Total - U.S. States, Territories and Possessions Bonds								
0709999999. Total - U.S. Political Subdivisions Bonds								
0909999999. Total - U.S. Special Revenues Bonds								
1109999999. Total - Industrial and Miscellaneous (Unaffiliated) Bonds								
1309999999. Total - Hybrid Securities								
1509999999. Total - Parent, Subsidiaries and Affiliates Bonds								
1909999999. Subtotal - Unaffiliated Bank Loans								
2419999999. Total - Issuer Obligations						44,420,126		51,752
2429999999. Total - Residential Mortgage-Backed Securities								
2439999999. Total - Commercial Mortgage-Backed Securities								
2449999999. Total - Other Loan-Backed and Structured Securities								
2459999999. Total - SVO Identified Funds								
2469999999. Total - Affiliated Bank Loans								
2479999999. Total - Unaffiliated Bank Loans								
2509999999. Total Bonds						44,420,126		51,752
825252-40-6	STIT Treasury Portfolio		06/28/2024	0.000		2,412,636	617	
8209999999. Subtotal - Exempt Money Market Mutual Funds - as Identified by the SVO						2,412,636	617	
8609999999 - Total Cash Equivalents						46,832,762	617	51,752

E14