

ANNUAL STATEMENT

OF THE

American National Lloyds Insurance Company

TO THE

Insurance Department

OF THE

STATE OF

Texas

FOR THE YEAR ENDED
DECEMBER 31, 2023

PROPERTY AND CASUALTY

2023



PROPERTY AND CASUALTY COMPANIES - ASSOCIATION EDITION

ANNUAL STATEMENT

FOR THE YEAR ENDED DECEMBER 31, 2023
OF THE CONDITION AND AFFAIRS OF THE

American National Lloyds Insurance Company

NAIC Group Code 0408 0408 NAIC Company Code 10043 Employer's ID Number 75-2551212
(Current) (Prior)

Organized under the Laws of Texas, State of Domicile or Port of Entry TX
Country of Domicile United States of America

Incorporated/Organized 07/21/1994 Commenced Business 09/01/1994

Statutory Home Office One Moody Plaza, Galveston, TX, US 77550
(Street and Number) (City or Town, State, Country and Zip Code)

Main Administrative Office American National Center, 1949 East Sunshine
(Street and Number)
Springfield, MO, US 65899-0001 417-887-4990
(City or Town, State, Country and Zip Code) (Area Code) (Telephone Number)

Mail Address American National Center, 1949 East Sunshine, Springfield, MO, US 65899-0001
(Street and Number or P.O. Box) (City or Town, State, Country and Zip Code)

Primary Location of Books and Records American National Center, 1949 East Sunshine
(Street and Number)
Springfield, MO, US 65899-0001 417-887-4990
(City or Town, State, Country and Zip Code) (Area Code) (Telephone Number)

Internet Website Address www.americannational.com

Statutory Statement Contact Jennifer Jo Duncan, 518-431-5201
(Name) (Area Code) (Telephone Number)
FinancialStatementContact@AmericanNational.com 518-431-5978
(E-mail Address) (FAX Number)

OFFICERS

Chairman, President and Chief Executive Officer Timothy Allen Walsh Senior Vice President, Chief Financial Officer Brody Jason Merrill
Corporate Secretary Sean Anthony Monticello #

OTHER

Bereket "Josh" Feyissa #, Executive Vice President, Chief Operating Officer Matthew Richard Ostiguy, Executive Vice President, P&C Chief Operating Officer Stephanie Gunter Grobin, Senior Vice President
Garrett Kyle Williams #, Senior Vice President

DIRECTORS OR TRUSTEES

Matthew Richard Ostiguy Timothy Allen Walsh Garrett Kyle Williams #


State of Texas SS
County of Galveston

The officers of this reporting entity being duly sworn, each depose and say that they are the described officers of said reporting entity, and that on the reporting period stated above, all of the herein described assets were the absolute property of the said reporting entity, free and clear from any liens or claims thereon, except as herein stated, and that this statement, together with related exhibits, schedules and explanations therein contained, annexed or referred to, is a full and true statement of all the assets and liabilities and of the condition and affairs of the said reporting entity as of the reporting period stated above, and of its income and deductions therefrom for the period ended, and have been completed in accordance with the NAIC Annual Statement Instructions and Accounting Practices and Procedures manual except to the extent that: (1) state law may differ; or, (2) that state rules or regulations require differences in reporting not related to accounting practices and procedures, according to the best of their information, knowledge and belief, respectively. Furthermore, the scope of this attestation by the described officers also includes the related corresponding electronic filing with the NAIC, when required, that is an exact copy (except for formatting differences due to electronic filing) of the enclosed statement. The electronic filing may be requested by various regulators in lieu of or in addition to the enclosed statement.

Timothy A. Walsh Sean Brody Jason Merrill
Timothy Allen Walsh Sean Anthony Monticello Brody Jason Merrill
Chairman, President and Chief Executive Officer Corporate Secretary Senior Vice President, Chief Financial Officer

Subscribed and sworn to before me this 29th day of JANUARY, 2024
Alice Ybarra

- a. Is this an original filing? Yes [X] No []
b. If no,
1. State the amendment number.....
2. Date filed
3. Number of pages attached.....



ANNUAL STATEMENT FOR THE YEAR 2023 OF THE American National Lloyds Insurance Company

ASSETS

	Current Year			Prior Year
	1 Assets	2 Nonadmitted Assets	3 Net Admitted Assets (Cols. 1 - 2)	4 Net Admitted Assets
1. Bonds (Schedule D)	74,851,814		74,851,814	82,136,979
2. Stocks (Schedule D):				
2.1 Preferred stocks				
2.2 Common stocks				
3. Mortgage loans on real estate (Schedule B):				
3.1 First liens				
3.2 Other than first liens				
4. Real estate (Schedule A):				
4.1 Properties occupied by the company (less \$ encumbrances)				
4.2 Properties held for the production of income (less \$ encumbrances)				
4.3 Properties held for sale (less \$ encumbrances)				
5. Cash (\$ (2,324,425) , Schedule E - Part 1), cash equivalents (\$ 19,903,665 , Schedule E - Part 2) and short-term investments (\$ 4,989,125 , Schedule DA)	22,568,366		22,568,366	43,422,012
6. Contract loans (including \$ premium notes)				
7. Derivatives (Schedule DB)				
8. Other invested assets (Schedule BA)	2,800,000		2,800,000	
9. Receivable for securities				
10. Securities lending reinvested collateral assets (Schedule DL)				
11. Aggregate write-ins for invested assets				
12. Subtotals, cash and invested assets (Lines 1 to 11)	100,220,180		100,220,180	125,558,991
13. Title plants less \$ charged off (for Title insurers only)				
14. Investment income due and accrued	644,014		644,014	700,207
15. Premiums and considerations:				
15.1 Uncollected premiums and agents' balances in the course of collection	23,134		23,134	480,913
15.2 Deferred premiums, agents' balances and installments booked but deferred and not yet due (including \$ earned but unbilled premiums)	6,307,899		6,307,899	5,331,100
15.3 Accrued retrospective premiums (\$) and contracts subject to redetermination (\$)				
16. Reinsurance:				
16.1 Amounts recoverable from reinsurers	145,770		145,770	209,934
16.2 Funds held by or deposited with reinsured companies				
16.3 Other amounts receivable under reinsurance contracts				
17. Amounts receivable relating to uninsured plans				
18.1 Current federal and foreign income tax recoverable and interest thereon	4,027,033		4,027,033	
18.2 Net deferred tax asset	920,858		920,858	861,951
19. Guaranty funds receivable or on deposit	164,118		164,118	70,872
20. Electronic data processing equipment and software				
21. Furniture and equipment, including health care delivery assets (\$)				
22. Net adjustment in assets and liabilities due to foreign exchange rates				
23. Receivables from parent, subsidiaries and affiliates	7,266,899		7,266,899	5,949,278
24. Health care (\$) and other amounts receivable				
25. Aggregate write-ins for other than invested assets	50,813		50,813	553,544
26. Total assets excluding Separate Accounts, Segregated Accounts and Protected Cell Accounts (Lines 12 to 25)	119,770,718		119,770,718	139,716,790
27. From Separate Accounts, Segregated Accounts and Protected Cell Accounts				
28. Total (Lines 26 and 27)	119,770,718		119,770,718	139,716,790
DETAILS OF WRITE-INS				
1101.				
1102.				
1103.				
1198. Summary of remaining write-ins for Line 11 from overflow page				
1199. Totals (Lines 1101 thru 1103 plus 1198)(Line 11 above)				
2501. Other assets	50,813		50,813	62,271
2502. Prepaid State Taxes				491,273
2503.				
2598. Summary of remaining write-ins for Line 25 from overflow page				
2599. Totals (Lines 2501 thru 2503 plus 2598)(Line 25 above)	50,813		50,813	553,544

ANNUAL STATEMENT FOR THE YEAR 2023 OF THE American National Lloyds Insurance Company

LIABILITIES, SURPLUS AND OTHER FUNDS

	1 Current Year	2 Prior Year
1. Losses (Part 2A, Line 35, Column 8)	18,057,125	19,106,718
2. Reinsurance payable on paid losses and loss adjustment expenses (Schedule F, Part 1, Column 6)		
3. Loss adjustment expenses (Part 2A, Line 35, Column 9)	1,522,794	1,462,655
4. Commissions payable, contingent commissions and other similar charges	333,365	2,374,251
5. Other expenses (excluding taxes, licenses and fees)		149,335
6. Taxes, licenses and fees (excluding federal and foreign income taxes)	424,794	348,750
7.1 Current federal and foreign income taxes (including \$ on realized capital gains (losses))		
7.2 Net deferred tax liability		
8. Borrowed money \$ and interest thereon \$		
9. Unearned premiums (Part 1A, Line 38, Column 5) (after deducting unearned premiums for ceded reinsurance of \$ 19,543,611 and including warranty reserves of \$ and accrued accident and health experience rating refunds including \$ for medical loss ratio rebate per the Public Health Service Act)	18,160,059	16,160,760
10. Advance premium	227,468	277,485
11. Dividends declared and unpaid:		
11.1 Stockholders		
11.2 Policyholders		
12. Ceded reinsurance premiums payable (net of ceding commissions)	47,115	34,248
13. Funds held by company under reinsurance treaties (Schedule F, Part 3, Column 20)		
14. Amounts withheld or retained by company for account of others	(870)	
15. Remittances and items not allocated	(6,666)	71
16. Provision for reinsurance (including \$ certified) (Schedule F, Part 3, Column 78)		
17. Net adjustments in assets and liabilities due to foreign exchange rates		
18. Drafts outstanding		
19. Payable to parent, subsidiaries and affiliates	6,275,713	9,408,227
20. Derivatives		
21. Payable for securities		7,489,792
22. Payable for securities lending		
23. Liability for amounts held under uninsured plans		
24. Capital notes \$ and interest thereon \$		
25. Aggregate write-ins for liabilities	4,092,840	3,575,140
26. Total liabilities excluding protected cell liabilities (Lines 1 through 25)	49,133,737	60,387,432
27. Protected cell liabilities		
28. Total liabilities (Lines 26 and 27)	49,133,737	60,387,432
29. Aggregate write-ins for special surplus funds		
30. Common capital stock		
31. Preferred capital stock		
32. Aggregate write-ins for other than special surplus funds	2,000,000	2,000,000
33. Surplus notes		
34. Gross paid in and contributed surplus	12,000,000	12,000,000
35. Unassigned funds (surplus)	56,636,981	65,329,358
36. Less treasury stock, at cost:		
36.1 shares common (value included in Line 30 \$)		
36.2 shares preferred (value included in Line 31 \$)		
37. Surplus as regards policyholders (Lines 29 to 35, less 36) (Page 4, Line 39)	70,636,981	79,329,358
38. TOTALS (Page 2, Line 28, Col. 3)	119,770,718	139,716,790
DETAILS OF WRITE-INS		
2501. CASHBACK retrospective premium	3,782,439	3,302,523
2502. Escheat funds held in trust	310,401	272,617
2503.		
2598. Summary of remaining write-ins for Line 25 from overflow page		
2599. Totals (Lines 2501 thru 2503 plus 2598)(Line 25 above)	4,092,840	3,575,140
2901.		
2902.		
2903.		
2998. Summary of remaining write-ins for Line 29 from overflow page		
2999. Totals (Lines 2901 thru 2903 plus 2998)(Line 29 above)		
3201. Guaranty fund	2,000,000	2,000,000
3202.		
3203.		
3298. Summary of remaining write-ins for Line 32 from overflow page		
3299. Totals (Lines 3201 thru 3203 plus 3298)(Line 32 above)	2,000,000	2,000,000

ANNUAL STATEMENT FOR THE YEAR 2023 OF THE American National Lloyds Insurance Company

STATEMENT OF INCOME

	1 Current Year	2 Prior Year
UNDERWRITING INCOME		
1. Premiums earned (Part 1, Line 35, Column 4).....	30,204,452	81,312,361
DEDUCTIONS:		
2. Losses incurred (Part 2, Line 35, Column 7)	33,715,725	34,169,943
3. Loss adjustment expenses incurred (Part 3, Line 25, Column 1)	5,011,842	7,612,724
4. Other underwriting expenses incurred (Part 3, Line 25, Column 2)	7,185,002	30,309,350
5. Aggregate write-ins for underwriting deductions		
6. Total underwriting deductions (Lines 2 through 5)	45,912,569	72,092,017
7. Net income of protected cells		
8. Net underwriting gain (loss) (Line 1 minus Line 6 plus Line 7)	(15,708,117)	9,220,344
INVESTMENT INCOME		
9. Net investment income earned (Exhibit of Net Investment Income, Line 17)	4,087,845	3,126,227
10. Net realized capital gains (losses) less capital gains tax of \$ 555 (Exhibit of Capital Gains (Losses))	(19,077)	(6,638)
11. Net investment gain (loss) (Lines 9 + 10)	4,068,768	3,119,589
OTHER INCOME		
12. Net gain (loss) from agents' or premium balances charged off (amount recovered \$ 4,003 amount charged off \$ 78,818)	(74,815)	(32,333)
13. Finance and service charges not included in premiums	22,130	19,897
14. Aggregate write-ins for miscellaneous income	7,259	111,007
15. Total other income (Lines 12 through 14)	(45,426)	98,571
16. Net income before dividends to policyholders, after capital gains tax and before all other federal and foreign income taxes (Lines 8 + 11 + 15)	(11,684,775)	12,438,504
17. Dividends to policyholders		
18. Net income, after dividends to policyholders, after capital gains tax and before all other federal and foreign income taxes (Line 16 minus Line 17)	(11,684,775)	12,438,504
19. Federal and foreign income taxes incurred	(2,392,836)	2,484,003
20. Net income (Line 18 minus Line 19)(to Line 22)	(9,291,939)	9,954,501
CAPITAL AND SURPLUS ACCOUNT		
21. Surplus as regards policyholders, December 31 prior year (Page 4, Line 39, Column 2)	79,329,358	68,095,551
22. Net income (from Line 20)	(9,291,939)	9,954,501
23. Net transfers (to) from Protected Cell accounts		
24. Change in net unrealized capital gains or (losses) less capital gains tax of \$ 6,115	23,006	(23,006)
25. Change in net unrealized foreign exchange capital gain (loss)		
26. Change in net deferred income tax	59,396	(128,072)
27. Change in nonadmitted assets (Exhibit of Nonadmitted Assets, Line 28, Col. 3)	517,160	1,430,384
28. Change in provision for reinsurance (Page 3, Line 16, Column 2 minus Column 1)		
29. Change in surplus notes		
30. Surplus (contributed to) withdrawn from protected cells		
31. Cumulative effect of changes in accounting principles		
32. Capital changes:		
32.1 Paid in		
32.2 Transferred from surplus (Stock Dividend)		
32.3 Transferred to surplus		
33. Surplus adjustments:		
33.1 Paid in		
33.2 Transferred to capital (Stock Dividend)		
33.3 Transferred from capital		
34. Net remittances from or (to) Home Office		
35. Dividends to stockholders		
36. Change in treasury stock (Page 3, Lines 36.1 and 36.2, Column 2 minus Column 1)		
37. Aggregate write-ins for gains and losses in surplus		
38. Change in surplus as regards policyholders for the year (Lines 22 through 37)	(8,692,377)	11,233,807
39. Surplus as regards policyholders, December 31 current year (Line 21 plus Line 38) (Page 3, Line 37)	70,636,981	79,329,358
DETAILS OF WRITE-INS		
0501.		
0502.		
0503.		
0598. Summary of remaining write-ins for Line 5 from overflow page		
0599. Totals (Lines 0501 thru 0503 plus 0598)(Line 5 above)		
1401. Other income misc	7,259	4,131
1402. Premium tax credit savings		106,876
1403.		
1498. Summary of remaining write-ins for Line 14 from overflow page		
1499. Totals (Lines 1401 thru 1403 plus 1498)(Line 14 above)	7,259	111,007
3701. Change in deferred tax nonadmitted		
3702.		
3703.		
3798. Summary of remaining write-ins for Line 37 from overflow page		
3799. Totals (Lines 3701 thru 3703 plus 3798)(Line 37 above)		

ANNUAL STATEMENT FOR THE YEAR 2023 OF THE American National Lloyds Insurance Company

CASH FLOW

	1	2
	Current Year	Prior Year
Cash from Operations		
1. Premiums collected net of reinsurance	31,647,581	83,230,591
2. Net investment income	4,290,836	3,278,652
3. Miscellaneous income	(45,426)	98,571
4. Total (Lines 1 through 3)	35,892,991	86,607,814
5. Benefit and loss related payments	34,701,154	33,759,527
6. Net transfers to Separate Accounts, Segregated Accounts and Protected Cell Accounts		
7. Commissions, expenses paid and aggregate write-ins for deductions	14,344,128	40,149,513
8. Dividends paid to policyholders		
9. Federal and foreign income taxes paid (recovered) net of \$ (379) tax on capital gains (losses)	1,123,218	1,047,993
10. Total (Lines 5 through 9)	50,168,500	74,957,033
11. Net cash from operations (Line 4 minus Line 10)	(14,275,509)	11,650,781
Cash from Investments		
12. Proceeds from investments sold, matured or repaid:		
12.1 Bonds	7,915,061	12,195,380
12.2 Stocks		
12.3 Mortgage loans		
12.4 Real estate		
12.5 Other invested assets	4,450,000	
12.6 Net gains or (losses) on cash, cash equivalents and short-term investments		(483)
12.7 Miscellaneous proceeds		7,489,792
12.8 Total investment proceeds (Lines 12.1 to 12.7)	12,365,061	19,684,689
13. Cost of investments acquired (long-term only):		
13.1 Bonds	766,097	14,573,934
13.2 Stocks		
13.3 Mortgage loans		
13.4 Real estate		
13.5 Other invested assets	7,250,000	
13.6 Miscellaneous applications	7,489,792	
13.7 Total investments acquired (Lines 13.1 to 13.6)	15,505,889	14,573,934
14. Net increase/(decrease) in contract loans and premium notes		
15. Net cash from investments (Line 12.8 minus Line 13.7 minus Line 14)	(3,140,828)	5,110,755
Cash from Financing and Miscellaneous Sources		
16. Cash provided (applied):		
16.1 Surplus notes, capital notes		
16.2 Capital and paid in surplus, less treasury stock		
16.3 Borrowed funds		
16.4 Net deposits on deposit-type contracts and other insurance liabilities		
16.5 Dividends to stockholders		
16.6 Other cash provided (applied)	(3,437,309)	1,340,233
17. Net cash from financing and miscellaneous sources (Lines 16.1 to 16.4 minus Line 16.5 plus Line 16.6)	(3,437,309)	1,340,233
RECONCILIATION OF CASH, CASH EQUIVALENTS AND SHORT-TERM INVESTMENTS		
18. Net change in cash, cash equivalents and short-term investments (Line 11, plus Lines 15 and 17)	(20,853,646)	18,101,769
19. Cash, cash equivalents and short-term investments:		
19.1 Beginning of year	43,422,012	25,320,243
19.2 End of period (Line 18 plus Line 19.1)	22,568,366	43,422,012

Note: Supplemental disclosures of cash flow information for non-cash transactions:

--	--	--

ANNUAL STATEMENT FOR THE YEAR 2023 OF THE American National Lloyds Insurance Company

UNDERWRITING AND INVESTMENT EXHIBIT

PART 1 - PREMIUMS EARNED

Line of Business	1 Net Premiums Written per Column 6, Part 1B	2 Unearned Premiums Dec. 31 Prior Year - per Col. 3, Last Year's Part 1	3 Unearned Premiums Dec. 31 Current Year - per Col. 5 Part 1A	4 Premiums Earned During Year (Cols. 1 + 2 - 3)
1. Fire	941,574	363,895	513,031	792,437
2.1 Allied lines	6,589,715	2,970,832	3,458,710	6,101,838
2.2 Multiple peril crop				
2.3 Federal flood				
2.4 Private crop				
2.5 Private flood				
3. Farmowners multiple peril				
4. Homeowners multiple peril	21,724,981	15,039,229	16,211,393	20,552,817
5.1 Commercial multiple peril (non-liability portion)	1,122,016	208,930	654,981	675,965
5.2 Commercial multiple peril (liability portion)	257,603	38,831	131,176	165,259
6. Mortgage guaranty				
8. Ocean marine				
9. Inland marine	1,045,670	411,235	482,165	974,739
10. Financial guaranty				
11.1 Medical professional liability - occurrence				
11.2 Medical professional liability - claims-made				
12. Earthquake				
13.1 Comprehensive (hospital and medical) individual				
13.2 Comprehensive (hospital and medical) group				
14. Credit accident and health (group and individual)				
15.1 Vision only				
15.2 Dental only				
15.3 Disability income				
15.4 Medicare supplement				
15.5 Medicaid Title XIX				
15.6 Medicare Title XVIII				
15.7 Long-term care				
15.8 Federal employees health benefits plan				
15.9 Other health				
16. Workers' compensation				
17.1 Other liability - occurrence	1,002,106	430,331	491,042	941,396
17.2 Other liability - claims-made				
17.3 Excess workers' compensation				
18.1 Products liability - occurrence				
18.2 Products liability - claims-made				
19.1 Private passenger auto no-fault (personal injury protection)				
19.2 Other private passenger auto liability.....				
19.3 Commercial auto no-fault (personal injury protection)				
19.4 Other commercial auto liability.....				
21.1 Private passenger auto physical damage				
21.2 Commercial auto physical damage				
22. Aircraft (all perils)				
23. Fidelity				
24. Surety				
26. Burglary and theft				
27. Boiler and machinery				
28. Credit				
29. International				
30. Warranty				
31. Reinsurance - nonproportional assumed property				
32. Reinsurance - nonproportional assumed liability				
33. Reinsurance - nonproportional assumed financial lines				
34. Aggregate write-ins for other lines of business				
35. TOTALS	32,683,666	19,463,283	21,942,498	30,204,451
DETAILS OF WRITE-INS				
3401.				
3402.				
3403.				
3498. Summary of remaining write-ins for Line 34 from overflow page				
3499. Totals (Lines 3401 thru 3403 plus 3498)(Line 34 above)				

UNDERWRITING AND INVESTMENT EXHIBIT

PART 1A - RECAPITULATION OF ALL PREMIUMS

Line of Business	1 Amount Unearned (Running One Year or Less from Date of Policy) (a)	2 Amount Unearned (Running More Than One Year from Date of Policy) (a)	3 Earned But Unbilled Premium	4 Reserve for Rate Credits and Retrospective Adjustments Based on Experience	5 Total Reserve for Unearned Premiums Cols. 1 + 2 + 3 + 4
1. Fire	513,031				513,031
2.1 Allied lines	3,458,710				3,458,710
2.2 Multiple peril crop					
2.3 Federal flood					
2.4 Private crop					
2.5 Private flood					
3. Farmowners multiple peril					
4. Homeowners multiple peril	12,428,954			3,782,439	16,211,393
5.1 Commercial multiple peril (non-liability portion)	654,981				654,981
5.2 Commercial multiple peril (liability portion)	131,176				131,176
6. Mortgage guaranty					
8. Ocean marine					
9. Inland marine	482,165				482,165
10. Financial guaranty					
11.1 Medical professional liability - occurrence					
11.2 Medical professional liability - claims-made					
12. Earthquake					
13.1 Comprehensive (hospital and medical) individual					
13.2 Comprehensive (hospital and medical) group					
14. Credit accident and health (group and individual)					
15.1 Vision only					
15.2 Dental only					
15.3 Disability income					
15.4 Medicare supplement					
15.5 Medicaid Title XIX					
15.6 Medicare Title XVIII					
15.7 Long-term care					
15.8 Federal employees health benefits plan					
15.9 Other health					
16. Workers' compensation					
17.1 Other liability - occurrence	491,042				491,042
17.2 Other liability - claims-made					
17.3 Excess workers' compensation					
18.1 Products liability - occurrence					
18.2 Products liability - claims-made					
19.1 Private passenger auto no-fault (personal injury protection)					
19.2 Other private passenger auto liability.....					
19.3 Commercial auto no-fault (personal injury protection)					
19.4 Other commercial auto liability.....					
21.1 Private passenger auto physical damage					
21.2 Commercial auto physical damage					
22. Aircraft (all perils)					
23. Fidelity					
24. Surety					
26. Burglary and theft					
27. Boiler and machinery					
28. Credit					
29. International					
30. Warranty					
31. Reinsurance - nonproportional assumed property					
32. Reinsurance - nonproportional assumed liability					
33. Reinsurance - nonproportional assumed financial lines					
34. Aggregate write-ins for other lines of business					
35. TOTALS	18,160,059			3,782,439	21,942,498
36. Accrued retrospective premiums based on experience					(3,782,439)
37. Earned but unbilled premiums					
38. Balance (Sum of Line 35 through 37)					18,160,059
DETAILS OF WRITE-INS					
3401.					
3402.					
3403.					
3498. Summary of remaining write-ins for Line 34 from overflow page					
3499. Totals (Lines 3401 thru 3403 plus 3498)(Line 34 above)					

(a) State here basis of computation used in each case Daily Pro-Rata Factor

ANNUAL STATEMENT FOR THE YEAR 2023 OF THE American National Lloyds Insurance Company

UNDERWRITING AND INVESTMENT EXHIBIT

PART 1B - PREMIUMS WRITTEN

Line of Business	1	Reinsurance Assumed		Reinsurance Ceded		6 Net Premiums Written Cols. 1+2+3-4-5
	Direct Business (a)	2 From Affiliates	3 From Non-Affiliates	4 To Affiliates	5 To Non-Affiliates	
1. Fire	1,009,994				68,420	941,574
2.1 Allied lines	27,463,451			20,473,054	400,682	6,589,715
2.2 Multiple peril crop						
2.3 Federal flood						
2.4 Private crop						
2.5 Private flood	31,687			31,687		
3. Farmowners multiple peril						
4. Homeowners multiple peril	22,766,942				1,041,961	21,724,981
5.1 Commercial multiple peril (non-liability portion)	56,171,792			54,909,301	140,474	1,122,016
5.2 Commercial multiple peril (liability portion)	8,932,952			8,628,797	46,551	257,603
6. Mortgage guaranty						
8. Ocean marine						
9. Inland marine	1,114,277				68,607	1,045,670
10. Financial guaranty						
11.1 Medical professional liability - occurrence						
11.2 Medical professional liability - claims- made						
12. Earthquake						
13.1 Comprehensive (hospital and medical) individual						
13.2 Comprehensive (hospital and medical) group						
14. Credit accident and health (group and individual)						
15.1 Vision only						
15.2 Dental only						
15.3 Disability income						
15.4 Medicare supplement						
15.5 Medicaid Title XIX						
15.6 Medicare Title XVIII						
15.7 Long-term care						
15.8 Federal employees health benefits plan ...						
15.9 Other health						
16. Workers' compensation						
17.1 Other liability - occurrence	27,366,160			26,352,700	11,353	1,002,106
17.2 Other liability - claims-made						
17.3 Excess workers' compensation						
18.1 Products liability - occurrence						
18.2 Products liability - claims-made						
19.1 Private passenger auto no-fault (personal injury protection)						
19.2 Other private passenger auto liability						
19.3 Commercial auto no-fault (personal injury protection)						
19.4 Other commercial auto liability						
21.1 Private passenger auto physical damage						
21.2 Commercial auto physical damage						
22. Aircraft (all perils)						
23. Fidelity						
24. Surety						
26. Burglary and theft						
27. Boiler and machinery						
28. Credit	42,158,927			42,158,927		
29. International						
30. Warranty						
31. Reinsurance - nonproportional assumed property	XXX					
32. Reinsurance - nonproportional assumed liability	XXX					
33. Reinsurance - nonproportional assumed financial lines	XXX					
34. Aggregate write-ins for other lines of business						
35. TOTALS	187,016,182			152,554,467	1,778,049	32,683,666
DETAILS OF WRITE-INS						
3401.						
3402.						
3403.						
3498. Summary of remaining write-ins for Line 34 from overflow page						
3499. Totals (Lines 3401 thru 3403 plus 3498)(Line 34 above)						

(a) Does the company's direct premiums written include premiums recorded on an installment basis? Yes [] No [X]

If yes: 1. The amount of such installment premiums \$

2. Amount at which such installment premiums would have been reported had they been reported on an annualized basis \$

ANNUAL STATEMENT FOR THE YEAR 2023 OF THE American National Lloyds Insurance Company

UNDERWRITING AND INVESTMENT EXHIBIT

PART 2 - LOSSES PAID AND INCURRED

Line of Business	Losses Paid Less Salvage				5 Net Losses Unpaid Current Year (Part 2A, Col. 8)	6 Net Losses Unpaid Prior Year	7 Losses Incurred Current Year (Cols. 4 + 5 - 6)	8 Percentage of Losses Incurred (Col. 7, Part 2) to Premiums Earned (Col. 4, Part 1)
	1 Direct Business	2 Reinsurance Assumed	3 Reinsurance Recovered	4 Net Payments (Cols. 1 + 2 - 3)				
1. Fire	735,979		677	735,302		135,702	599,600	75.7
2.1 Allied lines	14,056,099		3,970,580	10,085,519	2,911,785	2,476,461	10,520,843	172.4
2.2 Multiple peril crop								
2.3 Federal flood								
2.4 Private crop								
2.5 Private flood						1,000	(1,000)	
3. Farmowners multiple peril								
4. Homeowners multiple peril	15,254,331		988,717	14,265,614	6,082,834	4,815,646	15,532,802	75.6
5.1 Commercial multiple peril (non-liability portion)	34,805,739		33,013,818	1,791,921	1,468,114	5,336,019	(2,075,984)	(307.1)
5.2 Commercial multiple peril (liability portion)	3,525,437		1,121,212	2,404,225	5,886,919	2,902,496	5,388,648	3,260.7
6. Mortgage guaranty								
8. Ocean marine								
9. Inland marine	1,187,108		4,895	1,182,213	7,475	84,502	1,105,186	113.4
10. Financial guaranty								
11.1 Medical professional liability - occurrence								
11.2 Medical professional liability - claims-made								
12. Earthquake								
13.1 Comprehensive (hospital and medical) individual								
13.2 Comprehensive (hospital and medical) group								
14. Credit accident and health (group and individual)								
15.1 Vision only								
15.2 Dental only								
15.3 Disability income								
15.4 Medicare supplement								
15.5 Medicaid Title XIX								
15.6 Medicare Title XVIII								
15.7 Long-term care								
15.8 Federal employees health benefits plan								
15.9 Other health								
16. Workers' compensation								
17.1 Other liability - occurrence	8,535,713		4,260,479	4,275,234	1,699,998	3,354,891	2,620,341	278.3
17.2 Other liability - claims-made								
17.3 Excess workers' compensation								
18.1 Products liability - occurrence								
18.2 Products liability - claims-made								
19.1 Private passenger auto no-fault (personal injury protection)								
19.2 Other private passenger auto liability								
19.3 Commercial auto no-fault (personal injury protection)								
19.4 Other commercial auto liability								
21.1 Private passenger auto physical damage								
21.2 Commercial auto physical damage								
22. Aircraft (all perils)								
23. Fidelity								
24. Surety								
26. Burglary and theft								
27. Boiler and machinery								
28. Credit	15,036,181		15,010,888	25,293			25,293	
29. International								
30. Warranty								
31. Reinsurance - nonproportional assumed property	XXX							
32. Reinsurance - nonproportional assumed liability	XXX							
33. Reinsurance - nonproportional assumed financial lines	XXX							
34. Aggregate write-ins for other lines of business								
35. TOTALS	93,136,587		58,371,266	34,765,321	18,057,125	19,106,717	33,715,729	111.6
DETAILS OF WRITE-INS								
3401.								
3402.								
3403.								
3498. Summary of remaining write-ins for Line 34 from overflow page								
3499. Totals (Lines 3401 thru 3403 plus 3498)(Line 34 above)								

ANNUAL STATEMENT FOR THE YEAR 2023 OF THE American National Lloyds Insurance Company

UNDERWRITING AND INVESTMENT EXHIBIT

PART 2A - UNPAID LOSSES AND LOSS ADJUSTMENT EXPENSES

Line of Business	Reported Losses				Incurred But Not Reported			8 Net Losses Unpaid (Cols. 4 + 5 + 6 - 7)	9 Net Unpaid Loss Adjustment Expenses
	1 Direct	2 Reinsurance Assumed	3 Deduct Reinsurance Recoverable	4 Net Losses Excl. Incurred But Not Reported (Cols. 1 + 2 - 3)	5 Direct	6 Reinsurance Assumed	7 Reinsurance Ceded		
1. Fire									
2.1 Allied lines	2,705,843		1,036,774	1,669,069	1,974,000		731,284	2,911,785	214,353
2.2 Multiple peril crop									
2.3 Federal flood									
2.4 Private crop									
2.5 Private flood					1,000		1,000		
3. Farmowners multiple peril									
4. Homeowners multiple peril	3,037,032		299,004	2,738,028	3,418,000		73,194	6,082,834	797,438
5.1 Commercial multiple peril (non-liability portion)	9,429,378		8,362,154	1,067,224	8,960,890		8,560,000	1,468,114	16,700
5.2 Commercial multiple peril (liability portion)	5,467,941		2,105,022	3,362,919	9,361,000		6,837,000	5,886,919	72,000
6. Mortgage guaranty									
8. Ocean marine									
9. Inland marine	7,475			7,475				7,475	300
10. Financial guaranty									
11.1 Medical professional liability - occurrence									
11.2 Medical professional liability - claims-made									
12. Earthquake									
13.1 Comprehensive (hospital and medical) individual								(a)	
13.2 Comprehensive (hospital and medical) group								(a)	
14. Credit accident and health (group and individual)									
15.1 Vision only								(a)	
15.2 Dental only								(a)	
15.3 Disability income								(a)	
15.4 Medicare supplement								(a)	
15.5 Medicaid Title XIX								(a)	
15.6 Medicare Title XVIII								(a)	
15.7 Long-term care								(a)	
15.8 Federal employees health benefits plan								(a)	
15.9 Other health								(a)	
16. Workers' compensation									
17.1 Other liability - occurrence	2,117,420		1,397,422	719,998	1,661,000		681,000	1,699,998	422,003
17.2 Other liability - claims-made									
17.3 Excess workers' compensation									
18.1 Products liability - occurrence									
18.2 Products liability - claims-made									
19.1 Private passenger auto no-fault (personal injury protection)									
19.2 Other private passenger auto liability									
19.3 Commercial auto no-fault (personal injury protection)									
19.4 Other commercial auto liability									
21.1 Private passenger auto physical damage									
21.2 Commercial auto physical damage									
22. Aircraft (all perils)									
23. Fidelity									
24. Surety									
26. Burglary and theft									
27. Boiler and machinery									
28. Credit	1,380,915		1,380,915		2,943,597		2,943,597		
29. International									
30. Warranty									
31. Reinsurance - nonproportional assumed property	XXX				XXX				
32. Reinsurance - nonproportional assumed liability	XXX				XXX				
33. Reinsurance - nonproportional assumed financial lines	XXX				XXX				
34. Aggregate write-ins for other lines of business									
35. TOTALS	24,146,004		14,581,291	9,564,713	28,319,487		19,827,075	18,057,125	1,522,794
DETAILS OF WRITE-INS									
3401.									
3402.									
3403.									
3498. Summary of remaining write-ins for Line 34 from overflow page									
3499. Totals (Lines 3401 thru 3403 plus 3498)(Line 34 above)									

(a) Including \$ for present value of life indemnity claims reported in Lines 13 and 15.

ANNUAL STATEMENT FOR THE YEAR 2023 OF THE American National Lloyds Insurance Company

UNDERWRITING AND INVESTMENT EXHIBIT

PART 3 - EXPENSES

	1	2	3	4
	Loss Adjustment Expenses	Other Underwriting Expenses	Investment Expenses	Total
1. Claim adjustment services:				
1.1 Direct	10,899,894			10,899,894
1.2 Reinsurance assumed				
1.3 Reinsurance ceded	7,335,776			7,335,776
1.4 Net claim adjustment service (1.1 + 1.2 - 1.3)	3,564,118			3,564,118
2. Commission and brokerage:				
2.1 Direct excluding contingent		44,993,287		44,993,287
2.2 Reinsurance assumed, excluding contingent				
2.3 Reinsurance ceded, excluding contingent		41,127,633		41,127,633
2.4 Contingent - direct		23,934,792		23,934,792
2.5 Contingent - reinsurance assumed				
2.6 Contingent - reinsurance ceded		24,084,127		24,084,127
2.7 Policy and membership fees				
2.8 Net commission and brokerage (2.1 + 2.2 - 2.3 + 2.4 + 2.5 - 2.6 + 2.7) ..		3,716,319		3,716,319
3. Allowances to managers and agents		150,966		150,966
4. Advertising		63,681		63,681
5. Boards, bureaus and associations	9,892	99,638	3	109,533
6. Surveys and underwriting reports		141,679		141,679
7. Audit of assureds' records		20,919		20,919
8. Salary and related items:				
8.1 Salaries	669,675	1,285,406	17,019	1,972,100
8.2 Payroll taxes	106,768	89,828	1,027	197,623
9. Employee relations and welfare	105,554	328,799	2,930	437,283
10. Insurance		15,387		15,387
11. Directors' fees				
12. Travel and travel items	32,714	28,494	101	61,309
13. Rent and rent items	84	447	3	534
14. Equipment	7,968	20,144	138	28,250
15. Cost or depreciation of EDP equipment and software	155,306	362,180	24,325	541,811
16. Printing and stationery	6,371	127,019	83	133,473
17. Postage, telephone and telegraph, exchange and express	47,522	162,913	5	210,440
18. Legal and auditing	18,982	201,665	8,141	228,788
19. Totals (Lines 3 to 18)	1,160,836	3,099,165	53,775	4,313,775
20. Taxes, licenses and fees:				
20.1 State and local insurance taxes deducting guaranty association credits of \$	19,878	543,435		543,435
20.2 Insurance department licenses and fees		23,840		23,840
20.3 Gross guaranty association assessments		19,878		19,878
20.4 All other (excluding federal and foreign income and real estate)		762		762
20.5 Total taxes, licenses and fees (20.1 + 20.2 + 20.3 + 20.4)		587,915		587,915
21. Real estate expenses				
22. Real estate taxes				
23. Reimbursements by uninsured plans				
24. Aggregate write-ins for miscellaneous expenses	286,888	(218,397)	7,413	75,904
25. Total expenses incurred	5,011,842	7,185,002	61,188 (a)	12,258,032
26. Less unpaid expenses - current year	1,522,794	594,041		2,116,835
27. Add unpaid expenses - prior year	1,462,655	2,381,063		3,843,718
28. Amounts receivable relating to uninsured plans, prior year				
29. Amounts receivable relating to uninsured plans, current year				
30. TOTAL EXPENSES PAID (Lines 25 - 26 + 27 - 28 + 29)	4,951,703	8,972,024	61,188	13,984,915
DETAILS OF WRITE-INS				
2401. Miscellaneous	286,888	(218,397)	7,413	75,904
2402.				
2403.				
2498. Summary of remaining write-ins for Line 24 from overflow page				
2499. Totals (Lines 2401 thru 2403 plus 2498)(Line 24 above)	286,888	(218,397)	7,413	75,904

(a) Includes management fees of \$ 10,874,319 to affiliates and \$ 9,156 to non-affiliates.

EXHIBIT OF NET INVESTMENT INCOME

	1 Collected During Year	2 Earned During Year
1. U.S. Government bonds	(a)	25,934
1.1 Bonds exempt from U.S. tax	(a)	
1.2 Other bonds (unaffiliated)	(a) 1,145,966	2,850,661
1.3 Bonds of affiliates	(a)	
2.1 Preferred stocks (unaffiliated)	(b)	
2.11 Preferred stocks of affiliates	(b)	
2.2 Common stocks (unaffiliated)		
2.21 Common stocks of affiliates		
3. Mortgage loans	(c)	
4. Real estate	(d)	
5. Contract loans		
6. Cash, cash equivalents and short-term investments	(e) 372,098	1,272,438
7. Derivative instruments	(f)	
8. Other invested assets		
9. Aggregate write-ins for investment income		
10. Total gross investment income	1,518,064	4,149,033
11. Investment expenses		(g) 61,188
12. Investment taxes, licenses and fees, excluding federal income taxes		(g)
13. Interest expense		(h)
14. Depreciation on real estate and other invested assets		(i)
15. Aggregate write-ins for deductions from investment income		
16. Total deductions (Lines 11 through 15)		61,188
17. Net investment income (Line 10 minus Line 16)		4,087,845
DETAILS OF WRITE-INS		
0901.		
0902.		
0903.		
0998. Summary of remaining write-ins for Line 9 from overflow page		
0999. Totals (Lines 0901 thru 0903 plus 0998) (Line 9, above)		
1501.		
1502.		
1503.		
1598. Summary of remaining write-ins for Line 15 from overflow page		
1599. Totals (Lines 1501 thru 1503 plus 1598) (Line 15, above)		

- (a) Includes \$ 64,378 accrual of discount less \$ 211,176 amortization of premium and less \$ 1,524 paid for accrued interest on purchases.
- (b) Includes \$ accrual of discount less \$ amortization of premium and less \$ paid for accrued dividends on purchases.
- (c) Includes \$ accrual of discount less \$ amortization of premium and less \$ paid for accrued interest on purchases.
- (d) Includes \$ for company's occupancy of its own buildings; and excludes \$ interest on encumbrances.
- (e) Includes \$ 900,340 accrual of discount less \$ amortization of premium and less \$ paid for accrued interest on purchases.
- (f) Includes \$ accrual of discount less \$ amortization of premium.
- (g) Includes \$ investment expenses and \$ investment taxes, licenses and fees, excluding federal income taxes, attributable to segregated and Separate Accounts.
- (h) Includes \$ interest on surplus notes and \$ interest on capital notes.
- (i) Includes \$ depreciation on real estate and \$ depreciation on other invested assets.

EXHIBIT OF CAPITAL GAINS (LOSSES)

	1	2	3	4	5
	Realized Gain (Loss) On Sales or Maturity	Other Realized Adjustments	Total Realized Capital Gain (Loss) (Columns 1 + 2)	Change in Unrealized Capital Gain (Loss)	Change in Unrealized Foreign Exchange Capital Gain (Loss)
1. U.S. Government bonds					
1.1 Bonds exempt from U.S. tax				29,121	
1.2 Other bonds (unaffiliated)	(18,523)		(18,523)		
1.3 Bonds of affiliates					
2.1 Preferred stocks (unaffiliated)					
2.11 Preferred stocks of affiliates					
2.2 Common stocks (unaffiliated)					
2.21 Common stocks of affiliates					
3. Mortgage loans					
4. Real estate					
5. Contract loans					
6. Cash, cash equivalents and short-term investments					
7. Derivative instruments					
8. Other invested assets					
9. Aggregate write-ins for capital gains (losses)					
10. Total capital gains (losses)	(18,523)		(18,523)	29,121	
DETAILS OF WRITE-INS					
0901.					
0902.					
0903.					
0998. Summary of remaining write-ins for Line 9 from overflow page					
0999. Totals (Lines 0901 thru 0903 plus 0998) (Line 9, above)					

EXHIBIT OF NON-ADMITTED ASSETS

	1	2	3
	Current Year Total Nonadmitted Assets	Prior Year Total Nonadmitted Assets	Change in Total Nonadmitted Assets (Col. 2 - Col. 1)
1. Bonds (Schedule D)			
2. Stocks (Schedule D):			
2.1 Preferred stocks			
2.2 Common stocks			
3. Mortgage loans on real estate (Schedule B):			
3.1 First liens			
3.2 Other than first liens.....			
4. Real estate (Schedule A):			
4.1 Properties occupied by the company			
4.2 Properties held for the production of income.....			
4.3 Properties held for sale			
5. Cash (Schedule E - Part 1), cash equivalents (Schedule E - Part 2) and short-term investments (Schedule DA)			
6. Contract loans			
7. Derivatives (Schedule DB)			
8. Other invested assets (Schedule BA)			
9. Receivables for securities			
10. Securities lending reinvested collateral assets (Schedule DL)			
11. Aggregate write-ins for invested assets			
12. Subtotals, cash and invested assets (Lines 1 to 11)			
13. Title plants (for Title insurers only)			
14. Investment income due and accrued			
15. Premiums and considerations:			
15.1 Uncollected premiums and agents' balances in the course of collection			
15.2 Deferred premiums, agents' balances and installments booked but deferred and not yet due ..			
15.3 Accrued retrospective premiums and contracts subject to redetermination			
16. Reinsurance:			
16.1 Amounts recoverable from reinsurers			
16.2 Funds held by or deposited with reinsured companies			
16.3 Other amounts receivable under reinsurance contracts			
17. Amounts receivable relating to uninsured plans			
18.1 Current federal and foreign income tax recoverable and interest thereon		511,534	511,534
18.2 Net deferred tax asset		5,626	5,626
19. Guaranty funds receivable or on deposit			
20. Electronic data processing equipment and software			
21. Furniture and equipment, including health care delivery assets			
22. Net adjustment in assets and liabilities due to foreign exchange rates			
23. Receivables from parent, subsidiaries and affiliates			
24. Health care and other amounts receivable			
25. Aggregate write-ins for other than invested assets			
26. Total assets excluding Separate Accounts, Segregated Accounts and Protected Cell Accounts (Lines 12 to 25)		517,160	517,160
27. From Separate Accounts, Segregated Accounts and Protected Cell Accounts			
28. Total (Lines 26 and 27)		517,160	517,160
DETAILS OF WRITE-INS			
1101.			
1102.			
1103.			
1198. Summary of remaining write-ins for Line 11 from overflow page			
1199. Totals (Lines 1101 thru 1103 plus 1198)(Line 11 above)			
2501.			
2502.			
2503.			
2598. Summary of remaining write-ins for Line 25 from overflow page			
2599. Totals (Lines 2501 thru 2503 plus 2598)(Line 25 above)			

ANNUAL STATEMENT AS OF DECEMBER 31, 2023 OF THE American National Lloyds Insurance Company
NOTES TO FINANCIAL STATEMENTS

NOTE 1 Summary of Significant Accounting Policies and Going Concern

A. Accounting Practices

The accompanying financial statements of American National Lloyds Insurance Company ("the Company") are presented on the basis of accounting practices prescribed or permitted by the Texas Department of Insurance.

The Texas Department of Insurance recognizes only statutory accounting practices prescribed or permitted by the state of Texas for determining and reporting the financial condition and results of operations of an insurance company, and for determining its solvency under the Texas Insurance Law. The National Association of Insurance Commissioners' ("NAIC") Accounting Practices and Procedures Manual has been adopted as a component of prescribed or permitted practices by the state of Texas. The state has implemented and adopted certain exceptions to the prescribed accounting practices found in the NAIC Accounting Practices and Procedures Manual and the Commissioner of Insurance has the right to permit other specific practices that deviate from prescribed practices ("permitted practice").

As of the date of this report, the Company has not implemented any such exceptions, has not requested permission for a permitted practice, nor been directed by the state of Texas to implement any accounting practice unique to the Company.

A reconciliation of the Company's net income and capital and surplus between NAIC SAP and practices prescribed or permitted by the state of Texas is shown below:

	F/S		F/S			
	SSAP #	Page	Line #		2023	2022
NET INCOME						
(1) State basis (Page 4, Line 20, Columns 1 & 2)	XXX	XXX	XXX	\$	(9,291,939) \$	9,954,501
(2) State Prescribed Practices that are an increase/(decrease) from NAIC SAP:						
(3) State Permitted Practices that are an increase/(decrease) from NAIC SAP:						
(4) NAIC SAP (1-2-3=4)					\$ (9,291,939) \$	9,954,501
SURPLUS						
(5) State basis (Page 3, Line 37, Columns 1 & 2)	XXX	XXX	XXX	\$	70,636,981 \$	79,329,358
(6) State Prescribed Practices that are an increase/(decrease) from NAIC SAP:						
(7) State Permitted Practices that are an increase/(decrease) from NAIC SAP:						
(8) NAIC SAP (5-6-7=8)					\$ 70,636,981 \$	79,329,358

B. Use of Estimates in the Preparation of the Financial Statements

The preparation of financial statements in conformity with Statutory Accounting Principles requires management to make estimates and assumptions that affect the reported amounts of assets and liabilities. It also requires disclosure of contingent assets and liabilities at the date of the financial statements and the reported amounts of revenue and expenses during the period. Actual results could differ from those estimates.

C. Accounting Policy

Premiums are earned over the terms of the related insurance policies and reinsurance contracts. Unearned premium reserves are established to cover the unexpired portion of premiums written. Generally, such reserves are computed by pro rata methods for direct business and are based on reports received from ceding companies for reinsurance.

Expenses incurred in connection with acquiring new insurance business, including such acquisition costs as sales commissions, are charged to operations as incurred.

In addition, the Company uses the following accounting policies:

- (1) Short-term investments, which consist of securities with maturity dates at date of purchase of less than one year, are stated at amortized cost.
- (2) The Company has no investment in mandatory convertible securities or SVO identified investments. Bonds not backed by other loans are generally stated at amortized cost using the yield to worst amortization method, except for bonds with an NAIC designation of 3-6, which are recorded at the lower of cost or estimated fair value.
- (3) Not applicable - The Company has no investment in common stocks.
- (4) Not applicable - The Company has no investment in preferred stocks.
- (5) Not applicable - The Company has no investment in mortgage loans.
- (6) Loan-backed securities are stated at amortized cost using the retrospective method including anticipated prepayments at the date of purchase, except for those with an NAIC designation 3-6, which are stated at lower of amortized cost or estimated fair value.
- (7) Not applicable - The Company has no investments in subsidiaries, controlled, or affiliated companies.
- (8) Not applicable - The Company has no investments in joint ventures.
- (9) Not applicable - The Company has no investments in derivatives.
- (10) The Company anticipates investment income as a factor in the premium deficiency calculation.
- (11) Unpaid losses and loss adjustment expenses include an amount determined from individual case estimates and loss reports and an amount, based on past experience, for losses incurred but not reported net of amounts for reinsurance ceded. Such liabilities are based on assumptions and estimates and while management believes the amount is adequate, the ultimate liability may be in excess of or less than the amount provided. The method for making such estimates and for establishing the resulting liability is continually reviewed and any adjustments are reflected in the period determined.
- (12) The Company depreciates fixed assets on the straight-line basis over the shorter of their estimated useful lives, typically five to thirty years. The Company has not modified its capitalization policy from the prior year.
- (13) Not applicable - The Company has no pharmaceutical rebate receivables.

D. Going Concern

Based upon its evaluation of relevant conditions and events, management did not have substantial doubt about the Company's ability to continue as a going concern.

NOTE 2 Accounting Changes and Corrections of Errors

The Company had no material changes in accounting principles or corrections of errors during the reporting periods.

ANNUAL STATEMENT AS OF DECEMBER 31, 2023 OF THE American National Lloyds Insurance Company
NOTES TO FINANCIAL STATEMENTS

NOTE 3 Business Combinations and Goodwill

A. Statutory Purchase Method

Not applicable - There were no business combinations accounted for under the statutory purchases method.

B. Statutory Merger

Not applicable - There were no business combinations taking the form of a statutory merger in the current year.

C. Impairment Loss

Not applicable - The Company did not recognize an impairment loss on the transactions described above.

D. Subcomponents and Calculation of Adjusted Surplus and Total Admitted Goodwill

Not applicable - The Company did not recognize any goodwill.

NOTE 4 Discontinued Operations

Not applicable - The Company did not have any discontinued operations during the reporting periods.

NOTE 5 Investments

A. Mortgage Loans, including Mezzanine Real Estate Loans

Not applicable - The Company has no investments in mortgage loans.

B. Debt Restructuring

Not applicable - The Company is not a creditor for any restructured debt.

C. Reverse Mortgages

Not applicable - The Company has no investments in reverse mortgages.

D. Loan-Backed Securities

(1) Prepayment assumptions for mortgage-backed/asset-backed securities were obtained from independent third party pricing services or internal estimates.

(2) At December 31, 2023, the Company did not have any securities within the scope of SSAP No 43R with a recognized other-than temporary impairment due to the intent to sell or an inability or lack of intent to retain the security for period of time sufficient to recover the amortized cost basis.

(3) At December 31, 2023, the Company did not hold any loan-backed and structured securities with a recognized credit-related OTTI.

(4) Loan-backed and structured securities in unrealized loss positions are as follows:

a. The aggregate amount of unrealized losses:

1. Less than 12 Months	\$	5,148
2. 12 Months or Longer	\$	—

b. The aggregate related fair value of securities with unrealized losses:

1. Less than 12 Months	\$	569,732
2. 12 Months or Longer	\$	—

(5) All loan-backed and structured securities in an unrealized loss position were reviewed to determine whether an other-than-temporary impairment should be recognized. As of December 31, 2023, the Company believes it has the intent and ability to hold securities long enough to allow the cost basis of these securities to be recovered. Although the investment securities above did not meet management's criteria for other-than-temporary impairment at this time, it is possible that future events or information could cause them to conclude that declines in value are other-than-temporary.

E. Dollar Repurchase Agreements and/or Securities Lending Transactions

Not applicable - The Company has no repurchase agreements or securities lending transactions.

F. Repurchase Agreements Transactions Accounted for as Secured Borrowing

Not applicable - The Company has no repurchase agreements transactions.

G. Reverse Repurchase Agreements Transactions Accounted for as Secured Borrowing

Not applicable - The Company has no reverse repurchase agreements transactions.

H. Repurchase Agreements Transactions Accounted for as a Sale

Not applicable - The Company has no repurchase agreements transactions.

I. Reverse Repurchase Agreements Transactions Accounted for as a Sale

Not applicable - The Company has no reverse repurchase agreements transactions.

J. Real Estate

(1) Not applicable - The Company has no investment in impaired real estate.

(2) Not applicable - The Company has no real estate classified as held for sale during the reporting periods.

(3) Not applicable - The Company had no plans of sales for an investment in real estate.

(4) Not applicable - The Company does not engage in retail land sales operations.

(5) Not applicable - The Company does not hold real estate investments with participating mortgage loan features.

K. Low Income Housing tax Credits (LIHTC)

Not applicable - The Company has no investments in low-income housing tax credits.

NOTES TO FINANCIAL STATEMENTS

L. Restricted Assets

(1) Restricted Assets (Including Pledged)

Restricted Asset Category	Gross (Admitted & Nonadmitted) Restricted						
	Current Year					6	7
	1	2	3	4	5		
	Total General Account (G/A)	G/A Supporting Protected Cell Account Activity (a)	Total Protected Cell Account Restricted Assets	Protected Cell Account Assets Supporting G/A Activity (b)	Total (1 plus 3)	Total From Prior Year	Increase/ (Decrease) (5 minus 6)
a. Subject to contractual obligation for which liability is not shown	\$ —	\$ —	\$ —	\$ —	\$ —	\$ —	\$ —
b. Collateral held under security lending agreements	\$ —	\$ —	\$ —	\$ —	\$ —	\$ —	\$ —
c. Subject to repurchase agreements	\$ —	\$ —	\$ —	\$ —	\$ —	\$ —	\$ —
d. Subject to reverse repurchase agreements	\$ —	\$ —	\$ —	\$ —	\$ —	\$ —	\$ —
e. Subject to dollar repurchase agreements	\$ —	\$ —	\$ —	\$ —	\$ —	\$ —	\$ —
f. Subject to dollar reverse repurchase agreements	\$ —	\$ —	\$ —	\$ —	\$ —	\$ —	\$ —
g. Placed under option contracts	\$ —	\$ —	\$ —	\$ —	\$ —	\$ —	\$ —
h. Letter stock or securities restricted as to sale - excluding FHLB capital stock	\$ —	\$ —	\$ —	\$ —	\$ —	\$ —	\$ —
i. FHLB capital stock	\$ —	\$ —	\$ —	\$ —	\$ —	\$ —	\$ —
j. On deposit with states	\$ 2,287,645	\$ —	\$ —	\$ —	\$ 2,287,645	\$ 2,303,272	\$ (15,627)
k. On deposit with other regulatory bodies	\$ —	\$ —	\$ —	\$ —	\$ —	\$ —	\$ —
l. Pledged collateral to FHLB (including assets backing funding agreements)	\$ —	\$ —	\$ —	\$ —	\$ —	\$ —	\$ —
m. Pledged as collateral not captured in other categories	\$ —	\$ —	\$ —	\$ —	\$ —	\$ —	\$ —
n. Other restricted assets	\$ —	\$ —	\$ —	\$ —	\$ —	\$ —	\$ —
o. Total Restricted Assets (Sum of a through n)	\$ 2,287,645	\$ —	\$ —	\$ —	\$ 2,287,645	\$ 2,303,272	\$ (15,627)

(a) Subset of Column 1

(b) Subset of Column 3

Restricted Asset Category	Current Year			
	8	9	Percentage	
			10	11
Total Non-admitted Restricted	Total Admitted restricted (5 minus 8)	Gross (Admitted & Nonadmitted) Restricted to Total Assets (c)	Admitted Restricted to Total Admitted Assets (d)	
a. Subject to contractual obligation for which liability is not shown	\$ —	\$ —	0.000 %	0.000 %
b. Collateral held under security lending agreements	\$ —	\$ —	0.000 %	0.000 %
c. Subject to repurchase agreements	\$ —	\$ —	0.000 %	0.000 %
d. Subject to reverse repurchase agreements	\$ —	\$ —	0.000 %	0.000 %
e. Subject to dollar repurchase agreements	\$ —	\$ —	0.000 %	0.000 %
f. Subject to dollar reverse repurchase agreements	\$ —	\$ —	0.000 %	0.000 %
g. Placed under option contracts	\$ —	\$ —	0.000 %	0.000 %
h. Letter stock or securities restricted as to sale - excluding FHLB capital stock	\$ —	\$ —	0.000 %	0.000 %
i. FHLB capital stock	\$ —	\$ —	0.000 %	0.000 %
j. On deposit with states	\$ —	\$ 2,287,645	1.910 %	1.910 %
k. On deposit with other regulatory bodies	\$ —	\$ —	0.000 %	0.000 %
l. Pledged collateral to FHLB (including assets backing funding agreements)	\$ —	\$ —	0.000 %	0.000 %
m. Pledged as collateral not captured in other categories	\$ —	\$ —	0.000 %	0.000 %
n. Other restricted assets	\$ —	\$ —	0.000 %	0.000 %
o. Total Restricted Assets (Sum of a through n)	\$ —	\$ 2,287,645	1.910 %	1.910 %

(c) Column 5 divided by Asset Page, Column 1, Line 28

(d) Column 9 divided by Asset Page, Column 3, Line 28

(2) The Company has no assets pledged as collateral not captured in other categories.

(3) The Company has no other restricted assets.

(4) The Company has no collateral received and reflected as assets.

M. Working Capital Finance Investments

Not applicable - The Company has no working capital finance investments.

N. Offsetting and Netting of Assets and Liabilities

Not applicable - The Company has no offsetting and netting of assets and liabilities.

O. 5GI Securities

Not applicable - The Company has no 5GI securities.

P. Short Sales

Not applicable - The Company has no short sales.

ANNUAL STATEMENT AS OF DECEMBER 31, 2023 OF THE American National Lloyds Insurance Company
NOTES TO FINANCIAL STATEMENTS

Q. Prepayment Penalty and Acceleration Fees

	General Account	Protected Cell
1. Number of CUSIPs	—	—
2. Aggregate Amount of Investment Income	\$ —	\$ —

R. Reporting Entity's Share of Cash Pool by Asset Type

Not applicable - The Company did not participate in any cash pools.

NOTE 6 Joint Ventures, Partnerships and Limited Liability Companies

Not applicable - The Company has no investments in Joint Ventures, Partnerships or Limited Liability Companies that exceed 10% of its admitted assets.

NOTE 7 Investment Income

A. Due and accrued income is excluded from surplus for investment income amounts over 90 days past due.

B. Not applicable - There was no investment income excluded from surplus during the reporting period.

C. The gross, nonadmitted and admitted amounts for interest income due and accrued.

	<u>Amount</u>	
Interest income due and accrued		
1. Gross	\$	644,014
2. Nonadmitted	\$	—
3. Admitted	\$	644,014

D. The aggregate deferred interest.

	<u>Amount</u>	
Aggregate Deferred Interest	\$	—

E. The cumulative amounts of paid-in-kind (PIK) interest included in the current principal balance.

	<u>Amount</u>	
Cumulative amounts of PIK interest included in the current principal balance	\$	—

NOTE 8 Derivative Instruments

Not applicable - The Company has no investments in derivative instruments.

NOTE 9 Income Taxes

A. The components of the net deferred tax asset/(liability) at the end of current period are as follows:

1.

	As of End of Current Period			12/31/2022			Change		
	(1) Ordinary	(2) Capital	(3) (Col. 1+2) Total	(4) Ordinary	(5) Capital	(6) (Col. 1+2) Total	(7) (Col. 1 - 4) Ordinary	(8) (Col. 2 - 5) Capital	(9) (Col. 7 + 8) Total
(a) Gross Deferred Tax Assets	\$ 975,251	\$ —	\$ 975,251	\$ 903,940	\$ 6,115	\$ 910,055	\$ 71,311	\$ (6,115)	\$ 65,196
(b) Statutory Valuation Allowance Adjustment	—	—	\$ —	—	—	\$ —	\$ —	\$ —	\$ —
(c) Adjusted Gross Deferred Tax Assets (1a - 1b)	975,251	—	\$ 975,251	903,940	6,115	\$ 910,055	\$ 71,311	\$ (6,115)	\$ 65,196
(d) Deferred Tax Assets Nonadmitted	—	—	\$ —	—	5,626	\$ 5,626	\$ —	\$ (5,626)	\$ (5,626)
(e) Subtotal Net Admitted Deferred Tax Asset (1c - 1d)	975,251	—	\$ 975,251	903,940	489	\$ 904,429	\$ 71,311	\$ (489)	\$ 70,822
(f) Deferred Tax Liabilities	54,393	—	\$ 54,393	42,478	—	\$ 42,478	\$ 11,915	\$ —	\$ 11,915
(g) Net Admitted Deferred Tax Asset/(Net Deferred Tax Liability) (1e - 1f)	920,858	—	\$ 920,858	861,462	489	\$ 861,951	\$ 59,396	\$ (489)	\$ 58,907

ANNUAL STATEMENT AS OF DECEMBER 31, 2023 OF THE American National Lloyds Insurance Company
NOTES TO FINANCIAL STATEMENTS

2.

	As of End of Current Period			12/31/2022			Change		
	(1) Ordinary	(2) Capital	(3) (Col. 1+2) Total	(4) Ordinary	(5) Capital	(6) (Col. 1+2) Total	(7) (Col. 1 - 4) Ordinary	(8) (Col. 2 - 5) Capital	(9) (Col. 7 + 8) Total
Admission Calculation Components SSAP No. 101									
(a) Federal Income Taxes Paid In Prior Years Recoverable Through Loss Carrybacks.	\$ 920,858	\$ —	\$ 920,858	\$ 861,462	\$ —	\$ 861,462	\$ 59,396	\$ —	\$ 59,396
(b) Adjusted Gross Deferred Tax Assets Expected To Be Realized (Excluding The Amount Of Deferred Tax Assets From 2(a) above) After Application of the Threshold Limitation. (The Lesser of 2(b)1 and 2(b)2 Below)	\$ —	\$ —	\$ —	\$ —	\$ 489	\$ 489	\$ —	\$ (489)	\$ (489)
1. Adjusted Gross Deferred Tax Assets Expected to be Realized Following the Balance Sheet Date.	\$ —	\$ —	\$ —	\$ —	\$ 489	\$ 489	\$ —	\$ (489)	\$ (489)
2. Adjusted Gross Deferred Tax Assets Allowed per Limitation Threshold.	XXX	XXX	\$ 10,457,418	XXX	XXX	\$ 11,770,111	XXX	XXX	\$ (1,312,693)
(c) Adjusted Gross Deferred Tax Assets (Excluding The Amount Of Deferred Tax Assets From 2(a) and 2(b) above) Offset by Gross Deferred Tax Liabilities.	\$ 54,393	\$ —	\$ 54,393	\$ 42,478	\$ —	\$ 42,478	\$ 11,915	\$ —	\$ 11,915
(d) Deferred Tax Assets Admitted as the result of application of SSAP No. 101. Total (2(a) + 2(b) + 2(c))	\$ 975,251	\$ —	\$ 975,251	\$ 903,940	\$ 489	\$ 904,429	\$ 71,311	\$ (489)	\$ 70,822

3.

	2023	2022
a. Ratio Percentage Used To Determine Recovery Period And Threshold Limitation Amount.	544.260 %	553.884 %
b. Amount Of Adjusted Capital And Surplus Used To Determine Recovery Period And Threshold Limitation in 2(b)2 Above.	\$ 69,716,123	\$ 78,467,407

4.

	As of End of Current Period		12/31/2022		Change	
	(1) Ordinary	(2) Capital	(3) Ordinary	(4) Capital	(5) (Col. 1-3) Ordinary	(6) (Col. 2-4) Capital
Impact of Tax Planning Strategies:						
(a) Determination of adjusted gross deferred tax assets and net admitted deferred tax assets, by tax character as a percentage.						
1. Adjusted Gross DTAs amount from Note 9A1(c)	\$ 975,251	\$ —	\$ 903,940	\$ 6,115	\$ 71,311	\$ (6,115)
2. Percentage of adjusted gross DTAs by tax character attributable to the impact of tax planning strategies	0.000 %	0.000 %	0.000 %	0.000 %	0.000 %	0.000 %
3. Net Admitted Adjusted Gross DTAs amount from Note 9A1e	\$ 975,251	\$ —	\$ 903,940	\$ 489	\$ 71,311	\$ (489)
4. Percentage of net admitted adjusted gross DTAs by tax character admitted because of the impact of tax planning strategies	0.000 %	0.000 %	0.000 %	0.000 %	0.000 %	0.000 %

b. Do the Company's tax-planning strategies include the use of reinsurance? Yes [] No [X]

B. As of December 31, 2023, the Company had no unrecognized deferred tax liabilities.

ANNUAL STATEMENT AS OF DECEMBER 31, 2023 OF THE American National Lloyds Insurance Company
NOTES TO FINANCIAL STATEMENTS

C. Current income taxes incurred consist of the following major components:

	(1) As of End of Current Period	(2) 12/31/2022	(3) (Col. 1-2) Total Change
1. Current Income Tax			
(a) Federal	\$ (2,392,836)	\$ 2,484,003	\$ (4,876,839)
(b) Foreign	\$ —	\$ —	\$ —
(c) Subtotal	\$ (2,392,836)	\$ 2,484,003	\$ (4,876,839)
(d) Federal income tax on net capital gains	\$ 555	\$ —	\$ 555
(e) Utilization of capital loss carry-forwards	\$ —	\$ —	\$ —
(f) Other	\$ —	\$ —	\$ —
(g) Federal and foreign income taxes incurred	\$ (2,392,281)	\$ 2,484,003	\$ (4,876,284)
2. Deferred Tax Assets:			
(a) Ordinary:			
(1) Discounting of unpaid losses	\$ 202,975	\$ 213,533	\$ (10,558)
(2) Unearned premium reserve	\$ 772,276	\$ 690,407	\$ 81,869
(3) Policyholder reserves	\$ —	\$ —	\$ —
(4) Investments	\$ —	\$ —	\$ —
(5) Deferred acquisition costs	\$ —	\$ —	\$ —
(6) Policyholder dividends accrual	\$ —	\$ —	\$ —
(7) Fixed Assets	\$ —	\$ —	\$ —
(8) Compensation and benefits accrual	\$ —	\$ —	\$ —
(9) Pension accrual	\$ —	\$ —	\$ —
(10) Receivables - nonadmitted	\$ —	\$ —	\$ —
(11) Net operating loss carry-forward	\$ —	\$ —	\$ —
(12) Tax credit carry-forward	\$ —	\$ —	\$ —
(13) Other (including items <5% of total ordinary tax assets)	\$ —	\$ —	\$ —
(99) Subtotal	\$ 975,251	\$ 903,940	\$ 71,311
(b) Statutory valuation allowance adjustment	\$ —	\$ —	\$ —
(c) Nonadmitted	\$ —	\$ —	\$ —
(d) Admitted ordinary deferred tax assets (2a99 - 2b - 2c)	\$ 975,251	\$ 903,940	\$ 71,311
(e) Capital:			
(1) Investments	\$ —	\$ 6,115	\$ (6,115)
(2) Net capital loss carry-forward	\$ —	\$ —	\$ —
(3) Real estate	\$ —	\$ —	\$ —
(4) Other (including items <5% of total ordinary tax assets)	\$ —	\$ —	\$ —
(99) Subtotal	\$ —	\$ 6,115	\$ (6,115)
(f) Statutory valuation allowance adjustment	\$ —	\$ —	\$ —
(g) Nonadmitted	\$ —	\$ 5,626	\$ (5,626)
(h) Admitted capital deferred tax assets (2e99 - 2f - 2g)	\$ —	\$ 489	\$ (489)
(i) Admitted deferred tax assets (2d + 2h)	\$ 975,251	\$ 904,429	\$ 70,822
3. Deferred Tax Liabilities:			
(a) Ordinary:			
(1) Investments	\$ 54,393	\$ 42,478	\$ 11,915
(2) Fixed Assets	\$ —	\$ —	\$ —
(3) Deferred and uncollected premium	\$ —	\$ —	\$ —
(4) Policyholder reserves	\$ —	\$ —	\$ —
(5) Other (including items <5% of total ordinary tax liabilities)	\$ —	\$ —	\$ —
(99) Subtotal	\$ 54,393	\$ 42,478	\$ 11,915
(b) Capital:			
(1) Investments	\$ —	\$ —	\$ —
(2) Real estate	\$ —	\$ —	\$ —
(3) Other (including items <5% of total capital tax liabilities)	\$ —	\$ —	\$ —
(99) Subtotal	\$ —	\$ —	\$ —
(c) Deferred tax liabilities (3a99 + 3b99)	\$ 54,393	\$ 42,478	\$ 11,915
4. Net deferred tax assets/liabilities (2i - 3c)	\$ 920,858	\$ 861,951	\$ 58,907

ANNUAL STATEMENT AS OF DECEMBER 31, 2023 OF THE American National Lloyds Insurance Company
NOTES TO FINANCIAL STATEMENTS

D. Additional Items

1. The change in deferred taxes reported in surplus is comprised of the following components:

	(1) As of End of Current Period	(2) 12/31/2022	(3) (Col. 1-2) Total Change
Total adjusted deferred assets	\$ 975,251	\$ 910,055	\$ 65,196
Total deferred tax liabilities	\$ 54,393	\$ 42,478	\$ 11,915
Net deferred tax asset (liability)	\$ 920,858	\$ 867,577	\$ 53,281
Tax effect on change in unaffiliated unrealized gains (losses)			\$ 6,115
Tax effect on change in previously untaxed nonadmitted assets			\$ —
Tax effect on change in statutory pension obligation			\$ —
Change in deferred income tax in surplus			\$ 59,396

2. The provision for federal and foreign income taxes incurred is different from that which would be obtained by applying the statutory Federal income tax rate to income before income taxes. The significant items causing this difference are as follows:

	(1) As of End of Current Period	(2) Effective Tax Rate
Gain (Loss) From Operations	\$ (11,665,697)	
Capital Gains (Losses)	\$ (18,523)	
Reported Statutory Income (Loss)	\$ (11,684,220)	
Federal Statutory Rate	21.0 %	
Expected Income Tax at Statutory Rate	\$ (2,453,686)	21.0 %
Increase (Decrease) In Tax Resulting From:		
Other	\$ 2,009	— %
Total Income Tax Reported	\$ (2,451,677)	21.0 %
Current Income Taxes Incurred	\$ (2,392,281)	20.5 %
Change In Deferred Income Taxes	\$ (59,396)	0.5 %
Total Income Tax Reported	\$ (2,451,677)	21.0 %

E. Operating Loss Carry-Forward

1. As of December 31, 2023, the Company had no operating loss carry-forwards.

2. The amount of federal income taxes incurred that are available for recoupment are as follows:

Origination Year	Taxes Incurred
2022	\$2,489,991
Total	\$2,489,991

3. As of December 31, 2023, the Company had no deposits under Code Section 6603 to stop the running of interest on potential underpayments.

F. Consolidated Federal Income Tax Return

The Company's Federal Income Tax Return is not consolidated with any other entity.

G. Tax Loss Contingencies

As of December 31, 2023, the Company had no liability for tax loss contingencies.

H. Repatriation Transition Tax (RTT)

As of December 31, 2023, the Company had no foreign repatriation transition tax.

I. Alternative Minimum Tax (AMT) Credit

As of December 31, 2023, the Company had no AMT credit carryforwards.

J. Corporate Alternative Minimum Tax (CAMT)

The inflation Reduction Act was enacted on August 16, 2022 and included a new Corporate Alternative Minimum Tax (CAMT) effective for tax years beginning after 2022. As of December 31, 2023, the company is not an applicable reporting entity and the accompanying statutory financial statements do not include an estimated impact from the CAMT.

NOTE 10 Information Concerning Parent, Subsidiaries, Affiliates and Other Related Parties

A.-B. Schedule Y summarizes various related party transactions and the nature of relationships between the entities in the NAIC group #0408: Brookfield Asset Mgmt Reins Partners Ltd Grp and other affiliates.

C. Transactions with related party who are not reported on Schedule Y

(1) Detail of Material Related Party Transactions

Ref #	Date of Transaction	Name of Related Party	Nature of Relationship	Type of Transaction	Agreement (Yes/No)	Due Date	Reporting Period Date Amount Due From (To)
001	02/17/23	BLP Commercial Mortgage Trust 2023-IND	Owned by, or managed by a subsidiary of, Brookfield Corporation	Other	Yes	03/15/40	\$ 271,523
002	02/17/23	BLP Commercial Mortgage Trust 2023-IND	Owned by, or managed by a subsidiary of, Brookfield Corporation	Other	Yes	03/15/40	\$ 303,357

2) Detail of Material Related Party Transactions Involving Services

The Company had no material related party transactions involving services.

(3) Detail of Material Related Party Transactions Involving Exchange of Assets and Liabilities

a. Description of Transaction

Ref #	Name of Related Party	Overview Description	Have Terms Changed from Preceding Period (Yes/No)
001	BLP Commercial Mortgage Trust 2023-IND	Owned by, or managed by a subsidiary of, Brookfield Corporation	No
002	BLP Commercial Mortgage Trust 2023-IND	Owned by, or managed by a subsidiary of, Brookfield Corporation	No

ANNUAL STATEMENT AS OF DECEMBER 31, 2023 OF THE American National Lloyds Insurance Company
NOTES TO FINANCIAL STATEMENTS

b. Assets Received

Ref #	Name of Related Party	Description of Assets Received	Statement Value of Assets Received
001	BLP Commercial Mortgage Trust 2023-IND	Bonds	\$ 271,523
002	BLP Commercial Mortgage Trust 2023-IND	Bonds	\$ 303,357
Total			\$ 574,880

c. Assets Transferred

The Company had no material related party transactions involving transfer of assets and liabilities.

D. The Company reported \$7,266,899 and \$5,949,278 as amounts due from parent, subsidiaries and affiliates at December 31, 2023 and December 31, 2022, respectively. The Company reported \$6,275,713 and \$9,408,227 as amounts payable to parent, subsidiaries and affiliates at December 31, 2023 and December 31, 2022, respectively. The terms of settlement generally require these amounts to be settled within 30 days of receipt of invoice or, as applicable under certain agreements, within 30 days of the end of the billing period.

E. The Company is a party to various intercompany management agreements and service contracts with related parties as shown in Schedule Y Part 2. The Company's business is administered and serviced by ANPAC Lloyds Insurance Management, Inc. for which it pays a service fee.

F. Not applicable - The Company has made no guarantees for the benefit of an affiliate or related party.

G. The Company is controlled by its attorney-in-fact, ANPAC Lloyds Insurance Management, Inc. American National Property And Casualty Company, a property and casualty insurance company domiciled in the state of Missouri, owns all outstanding shares of the attorney-in-fact. American National Property And Casualty Company's direct parent is American National Insurance Holdings, Inc., a Delaware corporation ("ANIH"). ANIH's direct parent is American National Group, LLC, a Delaware limited liability company ("ANAT").

Prior to December 31, 2022, American National Property And Casualty Company's direct parent was ANH Investments, LLC, a Nevada limited liability company ("ANH"). On December 31, 2022, ANH contributed the stock of its subsidiaries to a newly formed subsidiary, ANIH. The stock contributed by ANH to ANIH included the stock of insurance companies American National Life Insurance Company of Texas, Garden State Life Insurance Company, Standard Life and Accident Insurance Company, American National Property And Casualty Company, American National Life Insurance Company of New York, Farm Family Casualty Insurance Company and United Farm Family Insurance Company, as well as the stock of American National Administrators, Inc., a managing general agency. On January 1, 2023, ANIH became a direct subsidiary of ANAT.

Brookfield Reinsurance Ltd. (formerly known as Brookfield Asset Management Reinsurance Partners Ltd.) became the ultimate parent of the Company as a result of its completed acquisition of ANAT on May 25, 2022.

H. Not applicable - No amount was deducted for the value of an upstream intermediate entity or ultimate parent.

I. Not applicable - The Company has no investment in Subsidiary, Controlled or Affiliated Companies that exceeds 10% of admitted assets.

J. Not applicable - The Company did not recognize any impairment write down for its investments in Subsidiary, Controlled or Affiliated Companies during the statement period.

K. Not applicable - The Company has no investment in a foreign insurance subsidiary.

L. Not applicable - The Company has no investments in a downstream noninsurance holding company.

M,N. Not applicable - The Company has no SCA investments during the reporting periods.

O. SCA or SSAP 48 Entity Loss Tracking

Not applicable - The Company does not have any losses in SCAs or SSAP No. 48 entities that exceed its investment.

NOTE 11 Debt

A. The Company has a line of credit established with American National Insurance Company for up to \$2,500,000 to meet short-term liquidity needs. Interest accrues on a 365 days accrual basis at a variable rate. The variable rate equals the prime rate published by The Wall Street Journal on the first business day of the month.

There were no outstanding borrowings on the line of credit at December 31, 2023 and December 31, 2022.

The Company has no long-term debt and no other short-term borrowing arrangements.

B. FHLB (Federal Home Loan Bank) Agreements

Not applicable - The Company has no Federal Home Loan Bank agreements.

NOTE 12 Retirement Plans, Deferred Compensation, Postemployment Benefits and Compensated Absences and Other Postretirement Benefit Plans

The Company has no employees. Employees of the Company's affiliates provide services to the Company under intercompany service agreements.

A-D. Defined Benefit Plan

Not applicable - The Company has no defined benefit plans.

E. Defined Contribution Plan

Not applicable - The Company has no defined contribution plans.

F. Multiemployer Plans

Not applicable - The Company does not participate in any multiemployer plans.

G. Consolidated/Holding Company Plans

Not applicable - The Company does not participate in any consolidated/holding company plans.

H. Postemployment Benefits and Compensated Absences

Not applicable - The Company has no obligations for post-retirement benefits or compensated absences.

I. Impact of Medicare Modernization Act on Postretirement Benefits (INT 04-17)

Not applicable - The Company has no postretirement benefit plans.

NOTE 13 Capital and Surplus, Dividend Restrictions and Quasi-Reorganizations

A. Not applicable - The Company has no common stock outstanding.

B. Not applicable - The Company has no preferred stock outstanding.

C. Not applicable - The Company has no shareholders for which to declare dividends.

D. Not applicable - The Company has no shareholders for which to declare dividends.

E. Not applicable - The Company has no shareholders for which to declare dividends.

ANNUAL STATEMENT AS OF DECEMBER 31, 2023 OF THE American National Lloyds Insurance Company
NOTES TO FINANCIAL STATEMENTS

F. There were no restrictions placed on the Company's surplus, including for whom the surplus is being held.

G. Not applicable - There have been no advances to surplus.

H. Not applicable - The Company has no stock held for special purposes.

I. Not applicable - The Company has no special surplus funds.

J. Not applicable - The Company has no cumulative unrealized gains and losses.

K. Not applicable - The Company has not issued any surplus notes or debentures or similar obligations.

L, M. Not applicable - The Company did not participate in any quasi-reorganization.

NOTE 14 Liabilities, Contingencies and Assessments

A. Contingent Commitments

Not applicable - The Company has no contingent commitments.

B. Assessments

(1) All states in which the Company does business have laws requiring solvent property and casualty insurance companies to pay assessments to state guaranty associations to protect the interests of policyholders of insolvent property and casualty insurance companies. The Company expects to pay guaranty fund assessments in the period in which they are received and related premium tax credits would begin in and be recognized over the period allowed by each state.

(2)

a. Assets recognized from paid and accrued premium tax offsets and policy surcharges prior year-end	\$	70,872
b. Decreases current year:		
2023 Amortization	\$	19,878
c. Increases current year:		
2023 Assessments	\$	113,123
d. Assets recognized from paid and accrued premium tax offsets and policy surcharges current year-end	\$	164,117

(3) Not applicable - As of December 31, 2023, the Company does not have any guaranty fund liabilities or assets that have been discounted for companies that wrote long-term care insurance.

(4) The above amounts represent management's best estimates based on information received from states in which the Company writes business and may change due to many factors including the Company's share of the ultimate cost of current insolvencies.

C. Gain Contingencies

Not applicable - The Company did not recognize any gain contingencies during the reporting periods.

D. Claims related extra contractual obligations and bad faith losses stemming from lawsuits

(1) The company paid the following amounts in the reporting period to settle claims related extra contractual obligations or bad faith claims stemming from lawsuits

	\$	148,402
--	----	---------

(2) Number of claims where amounts were paid to settle claims related extra contractual obligations or bad faith claims resulting from lawsuits during the reporting period

	0-25 Claims
--	-------------

(3) Indicate whether claim count information is disclosed per claim or per claimant

	Per claim
--	-----------

E. Product Warranties

Not applicable - The Company has no liability for product warranties.

F. Joint and Several Liabilities

Not applicable - The Company has no joint and several liability arrangements.

G. All Other Contingencies

The Company, consistent with the insurance industry in general, is a defendant in various lawsuits from time to time, which may concern alleged breaches of contracts, various employment matters, allegedly deceptive insurance sales and marketing practices, and miscellaneous other causes of action arising in the ordinary course of operations. Certain of these lawsuits may include claims for compensatory and punitive damages. We record accruals for these items to the extent we deem the losses probable and reasonably estimable. After reviewing the existing litigation with legal counsel, based upon information presently available, management is of the opinion that the ultimate resultant liability, if any, would not have a material adverse effect on the Company's financial position, liquidity or results of operations; however, assessing the eventual outcome of litigation necessarily involves forward-looking speculation as to judgments to be made by judges, juries and appellate courts in the future.

Such speculation warrants caution, as the frequency of large damage awards, which bear little or no relation to the economic damages incurred by plaintiffs in some jurisdictions, continues to create the potential for an unpredictable judgment in any given lawsuit. As lawsuits are typically in various stages of development, future facts and circumstances could result in management changing its conclusions. It is possible that, if the defenses in these lawsuits are not successful, and the judgments are greater than management can anticipate, the resulting liability could have a material impact on our financial position, liquidity or results of operations. With respect to any existing litigation, management currently believes that the possibility of a material judgment adverse to the Company is remote and no estimate of range can be made for loss contingencies that are at least reasonably possible but not accrued.

NOTE 15 Leases

Not applicable - The Company is not a party to any leasing agreements.

NOTE 16 Information About Financial Instruments With Off-Balance Sheet Risk and Financial Instruments With Concentrations of Credit Risk

Not applicable - The Company had no financial instruments with off-balance sheet risk or with significant concentrations of credit risk.

NOTE 17 Sale, Transfer and Servicing of Financial Assets and Extinguishments of Liabilities

Not applicable - The Company had no sales, transfers, or servicing of financial assets and extinguishment of liabilities during the reporting periods.

ANNUAL STATEMENT AS OF DECEMBER 31, 2023 OF THE American National Lloyds Insurance Company
NOTES TO FINANCIAL STATEMENTS

NOTE 18 Gain or Loss to the Reporting Entity from Uninsured Plans and the Uninsured Portion of Partially Insured Plans

Not applicable - The Company has no uninsured or partially insured accident and health plans.

NOTE 19 Direct Premium Written/Produced by Managing General Agents/Third Party Administrators

The aggregate amount of direct premiums written through managing general agents for the year ended December 31, 2023 is \$9,202,327.

Name and Address of Managing General Agent or Third Party Administrator	FEIN NUMBER	Exclusive Contract	Types of Business Written	Type of Authority Granted	Total Direct Premiums Written/Produced By
Collateral Protection Partnership, LTD 1366 Windsor Huntsville, TX 77340	90-1137550	No	Collateral Protection	C, CA, B, P, U	\$ 9,202,327
Total	xxx	xxx	xxx	xxx	\$ 9,202,327

C - Claims Payment
CA - Claims Adjustment
R - Reinsurance Ceding
B - Binding Authority
P - Premium Collection
U - Underwriting

NOTE 20 Fair Value Measurements

A.

(1) Fair Value Measurements at Reporting Date

Description for each class of asset or liability	(Level 1)	(Level 2)	(Level 3)	Net Asset Value (NAV)	Total
a. Assets at fair value					
none	\$ —	\$ —	\$ —	\$ —	\$ —
Total assets at fair value/NAV	\$ —	\$ —	\$ —	\$ —	\$ —

Description for each class of asset or liability	(Level 1)	(Level 2)	(Level 3)	Net Asset Value (NAV)	Total
b. Liabilities at fair value					
none	\$ —	\$ —	\$ —	\$ —	\$ —
Total liabilities at fair value	\$ —	\$ —	\$ —	\$ —	\$ —

(2) Fair Value Measurements in (Level 3) of the Fair Value hierarchy

There were no Level 3 securities for period ending December 31, 2023.

(3) Transfer between levels, if any, are recognized at the beginning of the reporting period.

(4) The market values of equity and debt securities are obtained from various pricing services. There has been no change in the valuation techniques and related inputs.

(5) Not applicable - The Company does not own any derivative securities.

B. Fair value is defined as the price that would be received to sell an asset or paid to transfer a liability. A fair value hierarchy is used to determine fair value based on a hypothetical transaction at the measurement date from the perspective of a market participant. An asset or liability's classification within the fair value hierarchy is based on the lowest level of significant input to its valuation. The input levels are defined as follows:

Level 1 - Unadjusted quoted prices in active markets for identical assets or liabilities. The Company defines active markets based on average trading volume for equity securities. The size of the bid/ask spread is used as an indicator of market activity for fixed maturity securities.

Level 2 - Quoted prices in markets that are not active or inputs that are observable directly or indirectly. Level 2 inputs include quoted prices for similar assets or liabilities other than quoted prices in Level 1; quoted prices in markets that are not active; or other inputs that are observable or can be derived principally from or corroborated by observable market data for substantially the full term of the assets or liabilities.

Level 3 - Unobservable inputs that are supported by little or no market activity and are significant to the fair value of the assets or liabilities. Unobservable inputs reflect the Company's own assumptions about the assumptions that market participants would use in pricing the asset or liability. Level 3 assets and liabilities include financial instruments whose values are determined using pricing models and third-party evaluation, as well as instruments for which the determination of fair value requires significant management judgment or estimation.

The Company has evaluated the various types of securities in its investment portfolio to determine an appropriate fair value hierarchy level based upon trading activity and the observability of market inputs. Based on the results of this evaluation and investment class analysis, each price was classified into Level 1, 2, or 3.

The pricing service utilizes market quotations for fixed maturity securities that have quoted prices in active markets. Since fixed maturities generally do not trade on a daily basis, the pricing service prepares estimates of fair value measurements for these securities using its proprietary pricing applications, which include available relevant market information, benchmark curves, benchmarking of like securities, sector groupings and matrix pricing. Additionally, the pricing service uses an Option Adjusted Spread model to develop prepayment and interest rate scenarios.

Equity and fixed income securities are priced by independent pricing services. The pricing service evaluates each asset class based on relevant market information, relevant credit information, perceived market movements and sector news. The market inputs utilized in the pricing evaluation, listed in the approximate order of priority, include benchmark yields, reported trades, broker/dealer quotes, issuer spreads, two-sided markets, benchmark securities, bids, offers, reference data, and economic events. The extent of the use of each market input depends on the asset class and the market conditions. Depending on the security, the priority of the use of inputs may change or some market inputs may not be relevant. For some securities additional inputs may be necessary.

The Company has reviewed the inputs and methodology used by the pricing service and the techniques applied by the pricing service to produce quotes that represent the fair value of a specific security. The review of the pricing service's methodology confirms the service is utilizing information from organized transactions or a technique that represents a market participant's assumptions. The Company does not adjust quotes received by the pricing service.

The pricing service utilized by the Company has indicated that they will only produce an estimate of fair value if there is objectively verifiable information available. If the pricing service discontinues pricing an investment, the Company would be required to produce an estimate of fair value using some of the same methodologies as the pricing service, but would have to make assumptions for market-based inputs that are unavailable due to market conditions.

The fair value estimates of most fixed maturity investments including municipal bonds are based on observable market information rather than market quotes. Accordingly, the estimates of fair value for such fixed maturities provided by the pricing service are included in the amount disclosed in Level 2 of the hierarchy.

Additionally, the Company holds a small amount of fixed maturities that have characteristics that make them unsuitable for matrix pricing. For these fixed securities, a quote from a broker (typically a market maker) is obtained. Due to the disclaimers on the quotes that indicate that the price is indicative only, the Company includes these fair value

ANNUAL STATEMENT AS OF DECEMBER 31, 2023 OF THE American National Lloyds Insurance Company
NOTES TO FINANCIAL STATEMENTS

estimates in Level 3. The pricing of certain private placement debt also includes significant non-observable inputs, the internally determined credit rating of the security and an externally provided credit spread, and are classified in Level 3.

For public common stocks, the Company receives prices from a nationally recognized pricing service that are based on observable market transactions and these securities are disclosed in Level 1.

LIHTC Investments are valued at amortized cost supported by annual schedules from the partnerships. The Company believes that the carry value of these investments approximates fair value.

C. Aggregate fair value for all financial instruments and the level within the fair value hierarchy in which the fair value measurements in their entirety fall. The table below reflects the fair values and admitted values of all admitted assets that are financial instruments. The fair values are also categorized into the three-level fair value hierarchy as described above in the Note 20A.

Type of Financial Instrument	Aggregate Fair Value	Admitted Assets	(Level 1)	(Level 2)	(Level 3)	Net Asset Value (NAV)	Not Practicable (Carrying Value)
Bonds	\$ 68,945,663	\$ 74,851,814	\$ 2,592,967	\$ 66,352,696	\$ —	\$ —	\$ —
Cash, cash equivalents and short-term investments	\$ 22,568,366	\$ 22,568,366	\$ 20,621,364	\$ 1,947,002	\$ —	\$ —	\$ —
Other invested assets	\$ 2,800,000	\$ 2,800,000	\$ —	\$ —	\$ 2,800,000	\$ —	\$ —

D. Not Practicable to Estimate Fair Value

As of December 31, 2023, there were no financial instruments for which it is not practicable for the Company to estimate their fair value.

E. Investments measured using Net Asset Value

The Company had no investments measured using Net Asset Value.

NOTE 21 Other Items

A. Unusual or Infrequent Items

Not applicable - The Company had no extraordinary items in the financial statements.

B. Troubled Debt Restructuring: Debtors:

Not applicable - The Company had no troubled debt restructuring.

C. Other Disclosures

Assets in the amount of \$2,287,645 and \$2,303,272 at December 31, 2023 and December 31, 2022, respectively, were on deposit with government authorities or trustees as required by law.

D. Business Interruption Insurance Recoveries

Not applicable - The Company had no business interruption losses during the reporting periods.

E. State Transferable and Non-transferable Tax Credits

Not applicable - The Company has no unused transferable or non-transferable state tax credits.

F. Subprime Mortgage Related Risk Exposure

(1) The Company has no exposure to unrealized or realized losses regarding subprime mortgage related risk. The Company considered exposure to subprime mortgage related risks through the following sources, to the extent applicable.

- Direct investments in subprime mortgage loans;
- Direct investments in securities with underlying subprime exposure, such as residential mortgage backed securities, commercial mortgage backed securities, collateralized debt obligations, structured securities (including principal protected notes), hedge funds, credit default swaps, and special investment vehicles;
- Equity investments in subsidiary, controlled or affiliated entities with significant subprime related risk exposure; and
- Underwriting risk on policies issued for Mortgage Guaranty or Financial Guaranty insurance coverage.

(2) Not applicable - The Company does not directly hold any subprime mortgage loans.

(3) Not applicable - The Company does not have any direct exposure to subprime mortgage related risks through other investments.

(4) Not applicable - The Company does not write Mortgage Guaranty or Financial Guaranty insurance.

G. Insurance-Linked Securities (ILS) Contracts

Not applicable - The Company has no insurance-linked securities.

H. The Amount That Could Be Realized on Life Insurance Where the Reporting Entity is Owner and Beneficiary or Has Otherwise Obtained Rights to Control the Policy

Not applicable - The Company is not the owner and beneficiary of any life insurance policies.

NOTE 22 Events Subsequent

Type I - Recognized Subsequent Events:

Subsequent events have been considered through March 1, 2024 for these statutory financial statements which are to be issued March 1, 2024. There were no recognized subsequent events for the period ended December 31, 2023.

Type II - Nonrecognized Subsequent Events:

Subsequent events have been considered through March 1, 2024 for these statutory financial statements which are to be issued March 1, 2024. On March 1, 2024, American National Group, LLC entered into a series of transactions with Core Specialty Insurance Holdings, Inc. ("Core Specialty") for the transfer of Specialty Markets Group to Core Specialty. Under a prospective quota share reinsurance agreement with Core Specialty reinsuring 100% of the Company's specialty markets group ("SMG") business (net of applicable reinsurance) commencing January 1, 2024 until such time that necessary product filings have been approved and Core Specialty is writing SMG new and renewal business.

NOTE 23 Reinsurance

Prior to January 1, 2023, select excess & surplus lines written by the Company were ceded to American National Property And Casualty Company ("ANPAC"), direct parent of the Company. Effective January 1, 2023, all excess & surplus lines written by the Company are being ceded 100% to ANPAC.

ANNUAL STATEMENT AS OF DECEMBER 31, 2023 OF THE American National Lloyds Insurance Company
NOTES TO FINANCIAL STATEMENTS

A. Unsecured Reinsurance Recoverables

Individual Reinsurers with Unsecured Reinsurance Recoverables Exceeding 3% of Policyholder Surplus

Individual Reinsurers Who Are Not Members of a Group

FEIN	Reinsurer Name	Unsecured Amount
	None	

Individual Reinsurers Who Are Members of a Group

Group Code	FEIN	Reinsurer Name	Unsecured Amount
0408	43-1010895	American National Property And Casualty Company	\$ 53,175,000

B. Reinsurance Recoverable in Dispute

Not applicable - The Company has not recorded any reinsurance recoverables in dispute.

C. Reinsurance Assumed and Ceded

(1)

	Assumed Reinsurance		Ceded Reinsurance		Net	
	Premium Reserve	Commission Equity	Premium Reserve	Commission Equity	Premium Reserve	Commission Equity
a. Affiliates	\$ —	\$ —	\$ 19,439,562	\$ —	\$ (19,439,562)	\$ —
b. All Other	\$ —	\$ —	\$ 104,049	\$ 31,215	\$ (104,049)	\$ (31,215)
c. Total (a+b)	\$ —	\$ —	\$ 19,543,611	\$ 31,215	\$ (19,543,611)	\$ (31,215)
d. Direct Unearned Premium Reserve					\$	41,486,109

(2) Not applicable - No additional or return commission was due as a result of an existing contractual agreement.

(3) Not applicable - The Company does not engage in protected cell business.

D. Uncollectible Reinsurance

Not applicable - The Company has no uncollectible reinsurance.

E. Commutation of Reinsurance Reflected in Income and Expenses.

Not applicable - The Company has no commutation of ceded reinsurance reflected in the financial statements.

F. Retroactive Reinsurance

Not applicable - The Company has no retroactive reinsurance agreements.

G. Reinsurance Accounted for as a Deposit

Not applicable - The Company has no reinsurance agreements that have been accounted for as deposits.

H. Disclosures for the Transfer of Property and Casualty Run-off Agreements

Not applicable - The Company has no property and casualty run-off agreements.

I. Certified Reinsurer Rating Downgraded or Status Subject to Revocation

(1) Reporting Entity Ceding to Certified Reinsurer Whose Rating Was Downgraded or Status Subject to Revocation

Not applicable - The Company did not ceded any reinsurance to a certified reinsurer whose rating was downgraded or whose status is subject to revocation in 2023.

(2) Reporting Entity's Certified Reinsurer Rating Downgraded or Status Subject to Revocation

Not applicable - The Company is not a certified reinsurer.

J. Reinsurance Agreements Qualifying for Reinsurer Aggregation

Not applicable - The Company has no retroactive reinsurance agreements covering asbestos and pollution liabilities which qualify for reinsurer aggregation.

K. Reinsurance Credit

Not applicable - The Company does not write health insurance.

NOTE 24 Retrospectively Rated Contracts & Contracts Subject to Redetermination

The Company's CA\$HBACK program refunds the policyholder 25% of the qualifying auto and homeowner premiums if the policyholder remains claim free for a period of three years. The Company estimates retrospective premium adjustments by the application of the historical ratio of return premium to original qualifying CA\$HBACK premium. This ratio is applied to the qualifying eligible CA\$HBACK premium to determine future retrospective return premium. The Company records accrued retrospective return premium as an adjustment to earned premiums.

ANNUAL STATEMENT AS OF DECEMBER 31, 2023 OF THE American National Lloyds Insurance Company
NOTES TO FINANCIAL STATEMENTS

NOTE 25 Change in Incurred Losses and Loss Adjustment Expenses

	2023	2022
Balance at January 1	\$ 48,189,845	\$ 25,006,537
Less reinsurance recoverables	27,620,472	4,541,126
Net beginning balance	20,569,373	20,465,411
Incurred related to:		
Current year	33,535,684	37,265,104
Prior year	5,191,883	4,517,563
Total incurred	38,727,567	41,782,667
Paid related to:		
Current year	23,401,491	22,941,810
Prior year	16,315,529	18,736,895
Total paid	39,717,020	41,678,705
Net balance at December 31	19,579,920	20,569,373
Plus reinsurance recoverables	34,879,331	27,620,472
Balance at December 31	\$ 54,459,251	\$ 48,189,845

A. Incurred losses and loss adjustment expenses attributable to insured events of prior years have increased by \$5,191,883 in 2023. This change is the result of ongoing analysis of recent loss development trends. Original estimates are increased or decreased as additional information becomes known regarding individual claims and such adjustments are included in current operations.

B. There were no significant changes in methodologies and assumptions used in calculating the liability for unpaid losses and loss adjustment expenses.

NOTE 26 Intercompany Pooling Arrangements

Not applicable - The Company has no intercompany pooling arrangements.

NOTE 27 Structured Settlements

Not applicable - The Company has entered into no structured settlement agreements in which the Company is liable should the issuers of the annuities fail to perform.

NOTE 28 Health Care Receivables

Not applicable - The Company has no pharmaceutical rebate or risk sharing receivables.

NOTE 29 Participating Policies

Not applicable - The Company does not issue life or accident and health policies.

NOTE 30 Premium Deficiency Reserves

- | | | |
|---|-----|--------------|
| 1. Liability carried for premium deficiency reserves | \$ | — |
| 2. Date of the most recent evaluation of this liability | | 2/26/2024 |
| 3. Was anticipated investment income utilized in the calculation? | Yes | [x] No [] |

NOTE 31 High Deductibles

Not applicable - The Company does not issue High Deductible policies.

NOTE 32 Discounting of Liabilities for Unpaid Losses or Unpaid Loss Adjustment Expenses

Not applicable - The Company does not discount any liabilities for unpaid losses and loss adjustment expenses.

NOTE 33 Asbestos/Environmental Reserves

Not applicable - The Company has not established reserves for asbestos or environmental exposure.

NOTE 34 Subscriber Savings Accounts

Not applicable - The Company is a stock property and casualty insurance company.

NOTE 35 Multiple Peril Crop Insurance

Not applicable - The Company does not issue multiple peril crop insurance.

NOTE 36 Financial Guaranty Insurance

Not applicable - The Company does not issue financial guaranty insurance.

GENERAL INTERROGATORIES

**PART 1 - COMMON INTERROGATORIES
GENERAL**

- 1.1 Is the reporting entity a member of an Insurance Holding Company System consisting of two or more affiliated persons, one or more of which is an insurer? Yes [X] No []
If yes, complete Schedule Y, Parts 1, 1A, 2 and 3.
- 1.2 If yes, did the reporting entity register and file with its domiciliary State Insurance Commissioner, Director or Superintendent or with such regulatory official of the state of domicile of the principal insurer in the Holding Company System, a registration statement providing disclosure substantially similar to the standards adopted by the National Association of Insurance Commissioners (NAIC) in its Model Insurance Holding Company System Regulatory Act and model regulations pertaining thereto, or is the reporting entity subject to standards and disclosure requirements substantially similar to those required by such Act and regulations? Yes [X] No [] N/A []
- 1.3 State Regulating? Texas
- 1.4 Is the reporting entity publicly traded or a member of a publicly traded group? Yes [X] No []
- 1.5 If the response to 1.4 is yes, provide the CIK (Central Index Key) code issued by the SEC for the entity/group. 1837429
- 2.1 Has any change been made during the year of this statement in the charter, by-laws, articles of incorporation, or deed of settlement of the reporting entity? Yes [X] No []
- 2.2 If yes, date of change: 03/08/2023
- 3.1 State as of what date the latest financial examination of the reporting entity was made or is being made. 12/31/2020
- 3.2 State the as of date that the latest financial examination report became available from either the state of domicile or the reporting entity. This date should be the date of the examined balance sheet and not the date the report was completed or released. 12/31/2020
- 3.3 State as of what date the latest financial examination report became available to other states or the public from either the state of domicile or the reporting entity. This is the release date or completion date of the examination report and not the date of the examination (balance sheet date). 06/10/2022
- 3.4 By what department or departments?
Texas Department of Insurance
- 3.5 Have all financial statement adjustments within the latest financial examination report been accounted for in a subsequent financial statement filed with Departments? Yes [] No [] N/A [X]
- 3.6 Have all of the recommendations within the latest financial examination report been complied with? Yes [] No [] N/A [X]
- 4.1 During the period covered by this statement, did any agent, broker, sales representative, non-affiliated sales/service organization or any combination thereof under common control (other than salaried employees of the reporting entity), receive credit or commissions for or control a substantial part (more than 20 percent of any major line of business measured on direct premiums) of:
4.11 sales of new business? Yes [] No [X]
4.12 renewals? Yes [] No [X]
- 4.2 During the period covered by this statement, did any sales/service organization owned in whole or in part by the reporting entity or an affiliate, receive credit or commissions for or control a substantial part (more than 20 percent of any major line of business measured on direct premiums) of:
4.21 sales of new business? Yes [] No [X]
4.22 renewals? Yes [] No [X]
- 5.1 Has the reporting entity been a party to a merger or consolidation during the period covered by this statement? Yes [] No [X]
If yes, complete and file the merger history data file with the NAIC.
- 5.2 If yes, provide the name of the entity, NAIC Company Code, and state of domicile (use two letter state abbreviation) for any entity that has ceased to exist as a result of the merger or consolidation.

1 Name of Entity	2 NAIC Company Code	3 State of Domicile

- 6.1 Has the reporting entity had any Certificates of Authority, licenses or registrations (including corporate registration, if applicable) suspended or revoked by any governmental entity during the reporting period? Yes [] No [X]
- 6.2 If yes, give full information:
.....
- 7.1 Does any foreign (non-United States) person or entity directly or indirectly control 10% or more of the reporting entity? Yes [X] No []
- 7.2 If yes,
7.21 State the percentage of foreign control; 100.0 %
7.22 State the nationality(s) of the foreign person(s) or entity(s); or if the entity is a mutual or reciprocal, the nationality of its manager or attorney-in-fact and identify the type of entity(s) (e.g., individual, corporation, government, manager or attorney-in-fact).

1 Nationality	2 Type of Entity
Bermuda	Brookfield Reinsurance Ltd., a Bermuda exempted company limited by shares

ANNUAL STATEMENT FOR THE YEAR 2023 OF THE American National Lloyds Insurance Company

GENERAL INTERROGATORIES

- 8.1 Is the company a subsidiary of a depository institution holding company (DIHC) or a DIHC itself, regulated by the Federal Reserve Board? Yes [] No [X]
- 8.2 If the response to 8.1 is yes, please identify the name of the DIHC.
.....
- 8.3 Is the company affiliated with one or more banks, thrifts or securities firms? Yes [X] No []
- 8.4 If response to 8.3 is yes, please provide below the names and location (city and state of the main office) of any affiliates regulated by a federal regulatory services agency [i.e. the Federal Reserve Board (FRB), the Office of the Comptroller of the Currency (OCC), the Federal Deposit Insurance Corporation (FDIC) and the Securities Exchange Commission (SEC)] and identify the affiliate's primary federal regulator.

1 Affiliate Name	2 Location (City, State)	3 FRB	4 OCC	5 FDIC	6 SEC
ANICO Financial Services Inc.	Galveston, Texas	NO	NO	NO	YES

- 8.5 Is the reporting entity a depository institution holding company with significant insurance operations as defined by the Board of Governors of Federal Reserve System or a subsidiary of the depository institution holding company? Yes [] No [X]
- 8.6 If response to 8.5 is no, is the reporting entity a company or subsidiary of a company that has otherwise been made subject to the Federal Reserve Board's capital rule? Yes [] No [X] N/A []
- 9. What is the name and address of the independent certified public accountant or accounting firm retained to conduct the annual audit?
Deloitte & Touche, LLP, 1111 Bagby Street, Suite 4500, Houston, Texas 77002
- 10.1 Has the insurer been granted any exemptions to the prohibited non-audit services provided by the certified independent public accountant requirements as allowed in Section 7H of the Annual Financial Reporting Model Regulation (Model Audit Rule), or substantially similar state law or regulation? Yes [] No [X]
- 10.2 If the response to 10.1 is yes, provide information related to this exemption:
.....
- 10.3 Has the insurer been granted any exemptions related to the other requirements of the Annual Financial Reporting Model Regulation as allowed for in Section 18A of the Model Regulation, or substantially similar state law or regulation? Yes [] No [X]
- 10.4 If the response to 10.3 is yes, provide information related to this exemption:
.....
- 10.5 Has the reporting entity established an Audit Committee in compliance with the domiciliary state insurance laws? Yes [] No [X] N/A []
- 10.6 If the response to 10.5 is no or n/a, please explain
The entity has designated the Audit Committee of American National Group, LLC, its indirect parent, to act as the audit committee.
- 11. What is the name, address and affiliation (officer/employee of the reporting entity or actuary/consultant associated with an actuarial consulting firm) of the individual providing the statement of actuarial opinion/certification?
Gregory R. Chrin, FCAS, MAAA, Deloitte Consulting LLP, 185 Asylum St., 33rd Floor Hartford, CT 06103
- 12.1 Does the reporting entity own any securities of a real estate holding company or otherwise hold real estate indirectly? Yes [] No [X]
 - 12.11 Name of real estate holding company ...
 - 12.12 Number of parcels involved
 - 12.13 Total book/adjusted carrying value \$
- 12.2 If, yes provide explanation:
.....
- 13. **FOR UNITED STATES BRANCHES OF ALIEN REPORTING ENTITIES ONLY:**
- 13.1 What changes have been made during the year in the United States manager or the United States trustees of the reporting entity?
.....
- 13.2 Does this statement contain all business transacted for the reporting entity through its United States Branch on risks wherever located? Yes [] No []
- 13.3 Have there been any changes made to any of the trust indentures during the year? Yes [] No []
- 13.4 If answer to (13.3) is yes, has the domiciliary or entry state approved the changes? Yes [] No [] N/A []
- 14.1 Are the senior officers (principal executive officer, principal financial officer, principal accounting officer or controller, or persons performing similar functions) of the reporting entity subject to a code of ethics, which includes the following standards? Yes [X] No []
 - a. Honest and ethical conduct, including the ethical handling of actual or apparent conflicts of interest between personal and professional relationships;
 - b. Full, fair, accurate, timely and understandable disclosure in the periodic reports required to be filed by the reporting entity;
 - c. Compliance with applicable governmental laws, rules and regulations;
 - d. The prompt internal reporting of violations to an appropriate person or persons identified in the code; and
 - e. Accountability for adherence to the code.
- 14.11 If the response to 14.1 is No, please explain:
.....
- 14.2 Has the code of ethics for senior managers been amended? Yes [] No [X]
- 14.21 If the response to 14.2 is yes, provide information related to amendment(s).
.....
- 14.3 Have any provisions of the code of ethics been waived for any of the specified officers? Yes [] No [X]
- 14.31 If the response to 14.3 is yes, provide the nature of any waiver(s).
.....

GENERAL INTERROGATORIES

- 15.1 Is the reporting entity the beneficiary of a Letter of Credit that is unrelated to reinsurance where the issuing or confirming bank is not on the SVO Bank List? Yes [] No [X]
- 15.2 If the response to 15.1 is yes, indicate the American Bankers Association (ABA) Routing Number and the name of the issuing or confirming bank of the Letter of Credit and describe the circumstances in which the Letter of Credit is triggered.

1 American Bankers Association (ABA) Routing Number	2 Issuing or Confirming Bank Name	3 Circumstances That Can Trigger the Letter of Credit	4 Amount

BOARD OF DIRECTORS

16. Is the purchase or sale of all investments of the reporting entity passed upon either by the board of directors or a subordinate committee thereof? Yes [X] No []
17. Does the reporting entity keep a complete permanent record of the proceedings of its board of directors and all subordinate committees thereof? Yes [X] No []
18. Has the reporting entity an established procedure for disclosure to its board of directors or trustees of any material interest or affiliation on the part of any of its officers, directors, trustees or responsible employees that is in conflict or is likely to conflict with the official duties of such person? Yes [X] No []

FINANCIAL

19. Has this statement been prepared using a basis of accounting other than Statutory Accounting Principles (e.g., Generally Accepted Accounting Principles)? Yes [] No [X]
- 20.1 Total amount loaned during the year (inclusive of Separate Accounts, exclusive of policy loans):
- 20.11 To directors or other officers.....\$
 - 20.12 To stockholders not officers.....\$
 - 20.13 Trustees, supreme or grand (Fraternal Only) \$
- 20.2 Total amount of loans outstanding at the end of year (inclusive of Separate Accounts, exclusive of policy loans):
- 20.21 To directors or other officers.....\$
 - 20.22 To stockholders not officers.....\$
 - 20.23 Trustees, supreme or grand (Fraternal Only) \$
- 21.1 Were any assets reported in this statement subject to a contractual obligation to transfer to another party without the liability for such obligation being reported in the statement? Yes [] No [X]
- 21.2 If yes, state the amount thereof at December 31 of the current year:
- 21.21 Rented from others.....\$
 - 21.22 Borrowed from others.....\$
 - 21.23 Leased from others\$
 - 21.24 Other\$
- 22.1 Does this statement include payments for assessments as described in the Annual Statement Instructions other than guaranty fund or guaranty association assessments? Yes [] No [X]
- 22.2 If answer is yes:
- 22.21 Amount paid as losses or risk adjustment \$
 - 22.22 Amount paid as expenses\$
 - 22.23 Other amounts paid\$
- 23.1 Does the reporting entity report any amounts due from parent, subsidiaries or affiliates on Page 2 of this statement? Yes [X] No []
- 23.2 If yes, indicate any amounts receivable from parent included in the Page 2 amount: \$7,211,259
- 24.1 Does the insurer utilize third parties to pay agent commissions in which the amounts advanced by the third parties are not settled in full within 90 days? Yes [] No [X]
- 24.2 If the response to 24.1 is yes, identify the third-party that pays the agents and whether they are a related party.

Name of Third-Party	Is the Third-Party Agent a Related Party (Yes/No)

INVESTMENT

- 25.01 Were all the stocks, bonds and other securities owned December 31 of current year, over which the reporting entity has exclusive control, in the actual possession of the reporting entity on said date? (other than securities lending programs addressed in 25.03)..... Yes [X] No []

GENERAL INTERROGATORIES

- 25.02 If no, give full and complete information relating thereto

 25.03 For securities lending programs, provide a description of the program including value for collateral and amount of loaned securities, and whether collateral is carried on or off-balance sheet. (an alternative is to reference Note 17 where this information is also provided)
 Not Applicable
 25.04 For the reporting entity's securities lending program, report amount of collateral for conforming programs as outlined in the Risk-Based Capital Instructions. \$
 25.05 For the reporting entity's securities lending program, report amount of collateral for other programs. \$
 25.06 Does your securities lending program require 102% (domestic securities) and 105% (foreign securities) from the counterparty at the outset of the contract? Yes [] No [] N/A [X]
 25.07 Does the reporting entity non-admit when the collateral received from the counterparty falls below 100%? Yes [] No [] N/A [X]
 25.08 Does the reporting entity or the reporting entity's securities lending agent utilize the Master Securities lending Agreement (MSLA) to conduct securities lending? Yes [] No [] N/A [X]
 25.09 For the reporting entity's securities lending program state the amount of the following as of December 31 of the current year:
 25.091 Total fair value of reinvested collateral assets reported on Schedule DL, Parts 1 and 2. \$
 25.092 Total book/adjusted carrying value of reinvested collateral assets reported on Schedule DL, Parts 1 and 2 \$
 25.093 Total payable for securities lending reported on the liability page. \$

- 26.1 Were any of the stocks, bonds or other assets of the reporting entity owned at December 31 of the current year not exclusively under the control of the reporting entity or has the reporting entity sold or transferred any assets subject to a put option contract that is currently in force? (Exclude securities subject to Interrogatory 21.1 and 25.03). Yes [X] No []
 26.2 If yes, state the amount thereof at December 31 of the current year:
 26.21 Subject to repurchase agreements \$
 26.22 Subject to reverse repurchase agreements \$
 26.23 Subject to dollar repurchase agreements \$
 26.24 Subject to reverse dollar repurchase agreements \$
 26.25 Placed under option agreements \$
 26.26 Letter stock or securities restricted as to sale - excluding FHLB Capital Stock \$
 26.27 FHLB Capital Stock \$
 26.28 On deposit with states \$ 2,287,645
 26.29 On deposit with other regulatory bodies \$
 26.30 Pledged as collateral - excluding collateral pledged to an FHLB \$
 26.31 Pledged as collateral to FHLB - including assets backing funding agreements \$
 26.32 Other \$

26.3 For category (26.26) provide the following:

1 Nature of Restriction	2 Description	3 Amount

- 27.1 Does the reporting entity have any hedging transactions reported on Schedule DB? Yes [] No [X]
 27.2 If yes, has a comprehensive description of the hedging program been made available to the domiciliary state? Yes [] No [] N/A [X]
 If no, attach a description with this statement.

LINES 27.3 through 27.5: FOR LIFE/FRATERNAL REPORTING ENTITIES ONLY:

- 27.3 Does the reporting entity utilize derivatives to hedge variable annuity guarantees subject to fluctuations as a result of interest rate sensitivity? . Yes [] No []
 27.4 If the response to 27.3 is YES, does the reporting entity utilize:
 27.41 Special accounting provision of SSAP No. 108 Yes [] No []
 27.42 Permitted accounting practice Yes [] No []
 27.43 Other accounting guidance Yes [] No []
 27.5 By responding YES to 27.41 regarding utilizing the special accounting provisions of SSAP No. 108, the reporting entity attests to the following: Yes [] No []
 • The reporting entity has obtained explicit approval from the domiciliary state.
 • Hedging strategy subject to the special accounting provisions is consistent with the requirements of VM-21.
 • Actuarial certification has been obtained which indicates that the hedging strategy is incorporated within the establishment of VM-21 reserves and provides the impact of the hedging strategy within the Actuarial Guideline Conditional Tail Expectation Amount.
 • Financial Officer Certification has been obtained which indicates that the hedging strategy meets the definition of a Clearly Defined Hedging Strategy within VM-21 and that the Clearly Defined Hedging Strategy is the hedging strategy being used by the company in its actual day-to-day risk mitigation efforts.
 28.1 Were any preferred stocks or bonds owned as of December 31 of the current year mandatorily convertible into equity, or, at the option of the issuer, convertible into equity? Yes [] No [X]
 28.2 If yes, state the amount thereof at December 31 of the current year. \$
 29. Excluding items in Schedule E - Part 3 - Special Deposits, real estate, mortgage loans and investments held physically in the reporting entity's offices, vaults or safety deposit boxes, were all stocks, bonds and other securities, owned throughout the current year held pursuant to a custodial agreement with a qualified bank or trust company in accordance with Section 1, III - General Examination Considerations, F. Outsourcing of Critical Functions, Custodial or Safekeeping Agreements of the NAIC Financial Condition Examiners Handbook?..... Yes [X] No []
 29.01 For agreements that comply with the requirements of the NAIC Financial Condition Examiners Handbook, complete the following:

1 Name of Custodian(s)	2 Custodian's Address
Bank of New York Mellon	One Wall St, New York, NY

ANNUAL STATEMENT FOR THE YEAR 2023 OF THE American National Lloyds Insurance Company

GENERAL INTERROGATORIES

29.02 For all agreements that do not comply with the requirements of the NAIC Financial Condition Examiners Handbook, provide the name, location and a complete explanation:

1 Name(s)	2 Location(s)	3 Complete Explanation(s)

29.03 Have there been any changes, including name changes, in the custodian(s) identified in 29.01 during the current year?..... Yes [X] No []

29.04 If yes, give full and complete information relating thereto:

1 Old Custodian	2 New Custodian	3 Date of Change	4 Reason
Moody National Bank	Bank of New York Mellon	04/06/2023	New agreement

29.05 Investment management – Identify all investment advisors, investment managers, broker/dealers, including individuals that have the authority to make investment decisions on behalf of the reporting entity. For assets that are managed internally by employees of the reporting entity, note as such. ["...that have access to the investment accounts"; "...handle securities"]

1 Name of Firm or Individual	2 Affiliation
American National Insurance Company	A.....

29.0597 For those firms/individuals listed in the table for Question 29.05, do any firms/individuals unaffiliated with the reporting entity (i.e. designated with a "U") manage more than 10% of the reporting entity's invested assets?..... Yes [] No [X]

29.0598 For firms/individuals unaffiliated with the reporting entity (i.e. designated with a "U") listed in the table for Question 29.05, does the total assets under management aggregate to more than 50% of the reporting entity's invested assets?..... Yes [] No [X]

29.06 For those firms or individuals listed in the table for 29.05 with an affiliation code of "A" (affiliated) or "U" (unaffiliated), provide the information for the table below.

1 Central Registration Depository Number	2 Name of Firm or Individual	3 Legal Entity Identifier (LEI)	4 Registered With	5 Investment Management Agreement (IMA) Filed
	American National Insurance Company	98450090906CB7AD0P60		DS.....

30.1 Does the reporting entity have any diversified mutual funds reported in Schedule D, Part 2 (diversified according to the Securities and Exchange Commission (SEC) in the Investment Company Act of 1940 [Section 5(b)(1)])? Yes [] No [X]

30.2 If yes, complete the following schedule:

1 CUSIP #	2 Name of Mutual Fund	3 Book/Adjusted Carrying Value
30.2999 - Total		

30.3 For each mutual fund listed in the table above, complete the following schedule:

1 Name of Mutual Fund (from above table)	2 Name of Significant Holding of the Mutual Fund	3 Amount of Mutual Fund's Book/Adjusted Carrying Value Attributable to the Holding	4 Date of Valuation

GENERAL INTERROGATORIES

31. Provide the following information for all short-term and long-term bonds and all preferred stocks. Do not substitute amortized value or statement value for fair value.

	1	2	3
	Statement (Admitted) Value	Fair Value	Excess of Statement over Fair Value (-), or Fair Value over Statement (+)
31.1 Bonds	97,797,603	94,694,501	(3,103,102)
31.2 Preferred stocks			
31.3 Totals	97,797,603	94,694,501	(3,103,102)

31.4 Describe the sources or methods utilized in determining the fair values:

Fair values were obtained using various independent pricing services

32.1 Was the rate used to calculate fair value determined by a broker or custodian for any of the securities in Schedule D? Yes [] No [X]

32.2 If the answer to 32.1 is yes, does the reporting entity have a copy of the broker's or custodian's pricing policy (hard copy or electronic copy) for all brokers or custodians used as a pricing source? Yes [] No [X]

32.3 If the answer to 32.2 is no, describe the reporting entity's process for determining a reliable pricing source for purposes of disclosure of fair value for Schedule D:
Not Applicable

33.1 Have all the filing requirements of the Purposes and Procedures Manual of the NAIC Investment Analysis Office been followed? Yes [X] No []

33.2 If no, list exceptions:
.....

34. By self-designating 5GI securities, the reporting entity is certifying the following elements of each self-designated 5GI security:

- a. Documentation necessary to permit a full credit analysis of the security does not exist or an NAIC CRP credit rating for an FE or PL security is not available.
- b. Issuer or obligor is current on all contracted interest and principal payments.
- c. The insurer has an actual expectation of ultimate payment of all contracted interest and principal.

Has the reporting entity self-designated 5GI securities? Yes [X] No []

35. By self-designating PLGI securities, the reporting entity is certifying the following elements of each self-designated PLGI security:

- a. The security was purchased prior to January 1, 2018.
- b. The reporting entity is holding capital commensurate with the NAIC Designation reported for the security.
- c. The NAIC Designation was derived from the credit rating assigned by an NAIC CRP in its legal capacity as a NRSRO which is shown on a current private letter rating held by the insurer and available for examination by state insurance regulators.
- d. The reporting entity is not permitted to share this credit rating of the PL security with the SVO.

Has the reporting entity self-designated PLGI securities? Yes [] No [X]

36. By assigning FE to a Schedule BA non-registered private fund, the reporting entity is certifying the following elements of each self-designated FE fund:

- a. The shares were purchased prior to January 1, 2019.
- b. The reporting entity is holding capital commensurate with the NAIC Designation reported for the security.
- c. The security had a public credit rating(s) with annual surveillance assigned by an NAIC CRP in its legal capacity as an NRSRO prior to January 1, 2019.
- d. The fund only or predominantly holds bonds in its portfolio.
- e. The current reported NAIC Designation was derived from the public credit rating(s) with annual surveillance assigned by an NAIC CRP in its legal capacity as an NRSRO.
- f. The public credit rating(s) with annual surveillance assigned by an NAIC CRP has not lapsed.

Has the reporting entity assigned FE to Schedule BA non-registered private funds that complied with the above criteria? Yes [] No [X]

37. By rolling/renewing short-term or cash equivalent investments with continued reporting on Schedule DA, Part 1 or Schedule E Part 2 (identified through a code (%) in those investment schedules), the reporting entity is certifying to the following:

- a. The investment is a liquid asset that can be terminated by the reporting entity on the current maturity date.
- b. If the investment is with a nonrelated party or nonaffiliate, then it reflects an arms-length transaction with renewal completed at the discretion of all involved parties.
- c. If the investment is with a related party or affiliate, then the reporting entity has completed robust re-underwriting of the transaction for which documentation is available for regulator review.
- d. Short-term and cash equivalent investments that have been renewed/rolled from the prior period that do not meet the criteria in 37.a - 37.c are reported as long-term investments.

Has the reporting entity rolled/renewed short-term or cash equivalent investments in accordance with these criteria? Yes [] No [] N/A [X]

GENERAL INTERROGATORIES

38.1 Does the reporting entity directly hold cryptocurrencies? Yes [] No [X]

38.2 If the response to 38.1 is yes, on what schedule are they reported?

39.1 Does the reporting entity directly or indirectly accept cryptocurrencies as payments for premiums on policies? Yes [] No [X]

39.2 If the response to 39.1 is yes, are the cryptocurrencies held directly or are they immediately converted to U.S. dollars?
 39.21 Held directly Yes [] No [X]
 39.22 Immediately converted to U.S. dollars Yes [] No [X]

39.3 If the response to 38.1 or 39.1 is yes, list all cryptocurrencies accepted for payments of premiums or that are held directly.

1 Name of Cryptocurrency	2 Immediately Converted to USD, Directly Held, or Both	3 Accepted for Payment of Premiums

OTHER

40.1 Amount of payments to trade associations, service organizations and statistical or rating bureaus, if any? \$

40.2 List the name of the organization and the amount paid if any such payment represented 25% or more of the total payments to trade associations, service organizations and statistical or rating bureaus during the period covered by this statement.

1 Name	2 Amount Paid

41.1 Amount of payments for legal expenses, if any? \$

41.2 List the name of the firm and the amount paid if any such payment represented 25% or more of the total payments for legal expenses during the period covered by this statement.

1 Name	2 Amount Paid

42.1 Amount of payments for expenditures in connection with matters before legislative bodies, officers or departments of government, if any? \$

42.2 List the name of the firm and the amount paid if any such payment represented 25% or more of the total payment expenditures in connection with matters before legislative bodies, officers, or departments of government during the period covered by this statement.

1 Name	2 Amount Paid

GENERAL INTERROGATORIES

PART 2 - PROPERTY AND CASUALTY INTERROGATORIES

1.1 Does the reporting entity have any direct Medicare Supplement Insurance in force? Yes [] No [X]

1.2 If yes, indicate premium earned on U. S. business only. \$ _____

1.3 What portion of Item (1.2) is not reported on the Medicare Supplement Insurance Experience Exhibit? \$ _____
 1.31 Reason for excluding

1.4 Indicate amount of earned premium attributable to Canadian and/or Other Alien not included in Item (1.2) above. \$ _____

1.5 Indicate total incurred claims on all Medicare Supplement Insurance. \$ _____

1.6 Individual policies:

	Most current three years:	
1.61 Total premium earned	1.61 Total premium earned	\$
1.62 Total incurred claims	1.62 Total incurred claims	\$
1.63 Number of covered lives	1.63 Number of covered lives
All years prior to most current three years		
1.64 Total premium earned	1.64 Total premium earned	\$
1.65 Total incurred claims	1.65 Total incurred claims	\$
1.66 Number of covered lives	1.66 Number of covered lives

1.7 Group policies:

	Most current three years:	
1.71 Total premium earned	1.71 Total premium earned	\$
1.72 Total incurred claims	1.72 Total incurred claims	\$
1.73 Number of covered lives	1.73 Number of covered lives
All years prior to most current three years		
1.74 Total premium earned	1.74 Total premium earned	\$
1.75 Total incurred claims	1.75 Total incurred claims	\$
1.76 Number of covered lives	1.76 Number of covered lives

2. Health Test:

	1 Current Year	2 Prior Year
2.1 Premium Numerator
2.2 Premium Denominator	30,204,452	81,312,361
2.3 Premium Ratio (2.1/2.2)	0.000	0.000
2.4 Reserve Numerator
2.5 Reserve Denominator	37,739,978	36,730,133
2.6 Reserve Ratio (2.4/2.5)	0.000	0.000

3.1 Did the reporting entity issue participating policies during the calendar year? Yes [] No [X]

3.2 If yes, provide the amount of premium written for participating and/or non-participating policies during the calendar year:

3.21 Participating policies	\$	
3.22 Non-participating policies	\$	

4. For mutual reporting Entities and Reciprocal Exchanges Only:

4.1 Does the reporting entity issue assessable policies? Yes [] No []

4.2 Does the reporting entity issue non-assessable policies? Yes [] No []

4.3 If assessable policies are issued, what is the extent of the contingent liability of the policyholders? % _____

4.4 Total amount of assessments paid or ordered to be paid during the year on deposit notes or contingent premiums. \$ _____

5. For Reciprocal Exchanges Only:

5.1 Does the Exchange appoint local agents? Yes [] No []

5.2 If yes, is the commission paid:

5.21 Out of Attorney's-in-fact compensation.....	Yes [] No [] N/A []	
5.22 As a direct expense of the exchange.....	Yes [] No [] N/A []	

5.3 What expenses of the Exchange are not paid out of the compensation of the Attorney-in-fact?

5.4 Has any Attorney-in-fact compensation, contingent on fulfillment of certain conditions, been deferred? Yes [] No []

5.5 If yes, give full information

GENERAL INTERROGATORIES

PART 2 - PROPERTY AND CASUALTY INTERROGATORIES

- 6.1 What provision has this reporting entity made to protect itself from an excessive loss in the event of a catastrophe under a workers' compensation contract issued without limit of loss?
The Company purchased Multiple Line reinsurance protection for \$4,000,000 excess of \$2,000,000 per occurrence and Casualty Clash reinsurance coverage of \$54,000,000 excess of \$6,000,000. The reinsurance maximum loss for any one life is \$25,000,000.
- 6.2 Describe the method used to estimate this reporting entity's probable maximum insurance loss, and identify the type of insured exposures comprising that probable maximum loss, the locations of concentrations of those exposures and the external resources (such as consulting firms or computer software models), if any, used in the estimation process.
Probabilistic analysis of residential risks, commercial and agricultural business, and specialty markets business (such as mortgage security property and real estate owned risks) using Verisk Touchstone model v10 for hurricane modelling where the exposure is spread across the Gulf and Atlantic coasts. Analysis performed internally. The wildfire and earthquake PMLs are produced by Aon using the same Verisk Touchstone model and are driven by California exposure.
- 6.3 What provision has this reporting entity made (such as a catastrophic reinsurance program) to protect itself from an excessive loss arising from the types and concentrations of insured exposures comprising its probable maximum property insurance loss?
Purchased catastrophe reinsurance. Exposure is managed by the ERM Department.
- 6.4 Does the reporting entity carry catastrophe reinsurance protection for at least one reinstatement, in an amount sufficient to cover its estimated probable maximum loss attributable to a single loss event or occurrence? Yes [X] No []
- 6.5 If no, describe any arrangements or mechanisms employed by the reporting entity to supplement its catastrophe reinsurance program or to hedge its exposure to uninsured catastrophic loss.
.....
- 7.1 Has this reporting entity reinsured any risk with any other entity under a quota share reinsurance contract that includes a provision that would limit the reinsurer's losses below the stated quota share percentage (e.g., a deductible, a loss ratio corridor, a loss cap, an aggregate limit or any similar provisions)? Yes [] No [X]
- 7.2 If yes, indicate the number of reinsurance contracts containing such provisions:
- 7.3 If yes, does the amount of reinsurance credit taken reflect the reduction in quota share coverage caused by any applicable limiting provision(s)? Yes [] No []
- 8.1 Has this reporting entity reinsured any risk with any other entity and agreed to release such entity from liability, in whole or in part, from any loss that may occur on this risk, or portion thereof, reinsured? Yes [] No [X]
- 8.2 If yes, give full information
.....
- 9.1 Has the reporting entity ceded any risk under any reinsurance contract (or under multiple contracts with the same reinsurer or its affiliates) for which during the period covered by the statement: (i) it recorded a positive or negative underwriting result greater than 5% of prior year-end surplus as regards policyholders or it reported calendar year written premium ceded or year-end loss and loss expense reserves ceded greater than 5% of prior year-end surplus as regards policyholders; (ii) it accounted for that contract as reinsurance and not as a deposit; and (iii) the contract(s) contain one or more of the following features or other features that would have similar results:
(a) A contract term longer than two years and the contract is noncancellable by the reporting entity during the contract term;
(b) A limited or conditional cancellation provision under which cancellation triggers an obligation by the reporting entity, or an affiliate of the reporting entity, to enter into a new reinsurance contract with the reinsurer, or an affiliate of the reinsurer;
(c) Aggregate stop loss reinsurance coverage;
(d) A unilateral right by either party (or both parties) to commute the reinsurance contract, whether conditional or not, except for such provisions which are only triggered by a decline in the credit status of the other party;
(e) A provision permitting reporting of losses, or payment of losses, less frequently than on a quarterly basis (unless there is no activity during the period); or
(f) Payment schedule, accumulating retentions from multiple years or any features inherently designed to delay timing of the reimbursement to the ceding entity. Yes [] No [X]
- 9.2 Has the reporting entity during the period covered by the statement ceded any risk under any reinsurance contract (or under multiple contracts with the same reinsurer or its affiliates), for which, during the period covered by the statement, it recorded a positive or negative underwriting result greater than 5% of prior year-end surplus as regards policyholders or it reported calendar year written premium ceded or year-end loss and loss expense reserves ceded greater than 5% of prior year-end surplus as regards policyholders; excluding cessions to approved pooling arrangements or to captive insurance companies that are directly or indirectly controlling, controlled by, or under common control with (i) one or more unaffiliated policyholders of the reporting entity, or (ii) an association of which one or more unaffiliated policyholders of the reporting entity is a member where:
(a) The written premium ceded to the reinsurer by the reporting entity or its affiliates represents fifty percent (50%) or more of the entire direct and assumed premium written by the reinsurer based on its most recently available financial statement; or
(b) Twenty-five percent (25%) or more of the written premium ceded to the reinsurer has been retroceded back to the reporting entity or its affiliates in a separate reinsurance contract. Yes [] No [X]
- 9.3 If yes to 9.1 or 9.2, please provide the following information in the Reinsurance Summary Supplemental Filing for General Interrogatory 9:
(a) The aggregate financial statement impact gross of all such ceded reinsurance contracts on the balance sheet and statement of income;
(b) A summary of the reinsurance contract terms and indicate whether it applies to the contracts meeting the criteria in 9.1 or 9.2; and
(c) A brief discussion of management's principle objectives in entering into the reinsurance contract including the economic purpose to be achieved.
- 9.4 Except for transactions meeting the requirements of paragraph 36 of SSAP No. 62R - Property and Casualty Reinsurance, has the reporting entity ceded any risk under any reinsurance contract (or multiple contracts with the same reinsurer or its affiliates) during the period covered by the financial statement, and either:
(a) Accounted for that contract as reinsurance (either prospective or retroactive) under statutory accounting principles ("SAP") and as a deposit under generally accepted accounting principles ("GAAP"); or
(b) Accounted for that contract as reinsurance under GAAP and as a deposit under SAP? Yes [] No [X]
- 9.5 If yes to 9.4, explain in the Reinsurance Summary Supplemental Filing for General Interrogatory 9 (Section D) why the contract(s) is treated differently for GAAP and SAP.
- 9.6 The reporting entity is exempt from the Reinsurance Attestation Supplement under one or more of the following criteria:
(a) The entity does not utilize reinsurance; or, Yes [] No [X]
(b) The entity only engages in a 100% quota share contract with an affiliate and the affiliated or lead company has filed an attestation supplement; or Yes [] No [X]
(c) The entity has no external cessions and only participates in an intercompany pool and the affiliated or lead company has filed an attestation supplement. Yes [] No [X]
10. If the reporting entity has assumed risks from another entity, there should be charged on account of such reinsurances a reserve equal to that which the original entity would have been required to charge had it retained the risks. Has this been done? Yes [] No [] N/A [X]

GENERAL INTERROGATORIES

PART 2 - PROPERTY AND CASUALTY INTERROGATORIES

- 11.1 Has the reporting entity guaranteed policies issued by any other entity and now in force? Yes [] No [X]
- 11.2 If yes, give full information
.....
- 12.1 If the reporting entity recorded accrued retrospective premiums on insurance contracts on Line 15.3 of the asset schedule, Page 2, state the amount of corresponding liabilities recorded for:
- 12.11 Unpaid losses\$
- 12.12 Unpaid underwriting expenses (including loss adjustment expenses)\$
- 12.2 Of the amount on Line 15.3, Page 2, state the amount which is secured by letters of credit, collateral and other funds\$
- 12.3 If the reporting entity underwrites commercial insurance risks, such as workers' compensation, are premium notes or promissory notes accepted from its insureds covering unpaid premiums and/or unpaid losses? Yes [] No [X] N/A []
- 12.4 If yes, provide the range of interest rates charged under such notes during the period covered by this statement:
- 12.41 From %
- 12.42 To..... %
- 12.5 Are letters of credit or collateral and other funds received from insureds being utilized by the reporting entity to secure premium notes or promissory notes taken by a reporting entity, or to secure any of the reporting entity's reported direct unpaid loss reserves, including unpaid losses under loss deductible features of commercial policies? Yes [] No [X]
- 12.6 If yes, state the amount thereof at December 31 of the current year:
- 12.61 Letters of credit\$
- 12.62 Collateral and other funds.....\$
- 13.1 Largest net aggregate amount insured in any one risk (excluding workers' compensation):\$ 2,000,000
- 13.2 Does any reinsurance contract considered in the calculation of this amount include an aggregate limit of recovery without also including a reinstatement provision? Yes [] No [X]
- 13.3 State the number of reinsurance contracts (excluding individual facultative risk certificates, but including facultative programs, automatic facilities or facultative obligatory contracts) considered in the calculation of the amount. 3
- 14.1 Is the company a cedant in a multiple cedant reinsurance contract? Yes [X] No []
- 14.2 If yes, please describe the method of allocating and recording reinsurance among the cedants:
Premiums are allocated based upon each company's estimated contribution to the reinsurance cost by cover. Recoveries are allocated based on each company's percentage of incurred subject losses to the total combined incurred subject losses per event.
- 14.3 If the answer to 14.1 is yes, are the methods described in item 14.2 entirely contained in the respective multiple cedant reinsurance contracts? Yes [] No [X]
- 14.4 If the answer to 14.3 is no, are all the methods described in 14.2 entirely contained in written agreements? Yes [X] No []
- 14.5 If the answer to 14.4 is no, please explain:
.....
- 15.1 Has the reporting entity guaranteed any financed premium accounts? Yes [] No [X]
- 15.2 If yes, give full information
.....
- 16.1 Does the reporting entity write any warranty business? Yes [] No [X]
If yes, disclose the following information for each of the following types of warranty coverage:

	1 Direct Losses Incurred	2 Direct Losses Unpaid	3 Direct Written Premium	4 Direct Premium Unearned	5 Direct Premium Earned
16.11 Home					
16.12 Products					
16.13 Automobile					
16.14 Other*					

* Disclose type of coverage:
.....

GENERAL INTERROGATORIES

PART 2 - PROPERTY AND CASUALTY INTERROGATORIES

17.1 Does the reporting entity include amounts recoverable on unauthorized reinsurance in Schedule F - Part 3 that is exempt from the statutory provision for unauthorized reinsurance? Yes [] No [X]

Incurred but not reported losses on contracts in force prior to July 1, 1984, and not subsequently renewed are exempt from the statutory provision for unauthorized reinsurance. Provide the following information for this exemption:

17.11 Gross amount of unauthorized reinsurance in Schedule F - Part 3 exempt from the statutory provision for unauthorized reinsurance \$
 17.12 Unfunded portion of Interrogatory 17.11 \$
 17.13 Paid losses and loss adjustment expenses portion of Interrogatory 17.11...\$
 17.14 Case reserves portion of Interrogatory 17.11 \$
 17.15 Incurred but not reported portion of Interrogatory 17.11 \$
 17.16 Unearned premium portion of Interrogatory 17.11 \$
 17.17 Contingent commission portion of Interrogatory 17.11 \$

18.1 Do you act as a custodian for health savings accounts? Yes [] No [X]

18.2 If yes, please provide the amount of custodial funds held as of the reporting date. \$

18.3 Do you act as an administrator for health savings accounts? Yes [] No [X]

18.4 If yes, please provide the balance of funds administered as of the reporting date. \$

19. Is the reporting entity licensed or chartered, registered, qualified, eligible or writing business in at least two states? Yes [X] No []

19.1 If no, does the reporting entity assume reinsurance business that covers risks residing in at least one state other than the state of domicile of the reporting entity? Yes [] No []

ANNUAL STATEMENT FOR THE YEAR 2023 OF THE American National Lloyds Insurance Company

FIVE-YEAR HISTORICAL DATA

Show amounts in whole dollars only, no cents; show percentages to one decimal place, i.e. 17.6.

	1 2023	2 2022	3 2021	4 2020	5 2019
Gross Premiums Written (Page 8, Part 1B Cols. 1, 2 & 3)					
1. Liability lines (Lines 11, 16, 17, 18 & 19)	27,366,160	21,564,440	15,379,862	5,555,649	2,820,487
2. Property lines (Lines 1, 2, 9, 12, 21 & 26)	29,619,409	23,171,456	11,742,413	5,642,916	4,445,739
3. Property and liability combined lines (Lines 3, 4, 5, 8, 22 & 27)	87,871,686	100,708,512	71,142,913	43,817,701	36,119,985
4. All other lines (Lines 6, 10, 13, 14, 15, 23, 24, 28, 29, 30 & 34)	42,158,927	27,133,251	13,885,768	13,328,530	13,393,913
5. Nonproportional reinsurance lines (Lines 31, 32 & 33)					
6. Total (Line 35)	187,016,182	172,577,659	112,150,956	68,344,796	56,780,124
Net Premiums Written (Page 8, Part 1B, Col. 6)					
7. Liability lines (Lines 11, 16, 17, 18 & 19)	1,002,106	21,485,465	15,329,872	5,550,444	2,798,981
8. Property lines (Lines 1, 2, 9, 12, 21 & 26)	8,576,959	22,669,610	11,378,753	5,326,889	4,114,466
9. Property and liability combined lines (Lines 3, 4, 5, 8, 22 & 27)	23,104,601	34,200,524	62,123,275	38,753,336	33,757,317
10. All other lines (Lines 6, 10, 13, 14, 15, 23, 24, 28, 29, 30 & 34)					
11. Nonproportional reinsurance lines (Lines 31, 32 & 33)					
12. Total (Line 35)	32,683,666	78,355,599	88,831,900	49,630,669	40,670,764
Statement of Income (Page 4)					
13. Net underwriting gain (loss) (Line 8)	(15,708,117)	9,220,344	(9,697,408)	1,465,323	(1,427,998)
14. Net investment gain (loss) (Line 11)	4,068,768	3,119,589	2,761,704	3,462,503	3,304,289
15. Total other income (Line 15)	(45,426)	98,571	54,057	6,680	1,036
16. Dividends to policyholders (Line 17)					
17. Federal and foreign income taxes incurred (Line 19)	(2,392,836)	2,484,003	(1,226,743)	1,139,547	404,679
18. Net income (Line 20)	(9,291,939)	9,954,501	(5,654,904)	3,794,959	1,472,648
Balance Sheet Lines (Pages 2 and 3)					
19. Total admitted assets excluding protected cell business (Page 2, Line 26, Col. 3)	119,770,718	139,716,790	123,177,646	111,729,251	98,145,349
20. Premiums and considerations (Page 2, Col. 3)					
20.1 In course of collection (Line 15.1)	23,134	480,913	7,707,934	6,039,924	2,701,559
20.2 Deferred and not yet due (Line 15.2)	6,307,899	5,331,100	4,555,675	4,262,928	4,021,751
20.3 Accrued retrospective premiums (Line 15.3)					
21. Total liabilities excluding protected cell business (Page 3, Line 26)	49,133,737	60,387,432	55,082,094	36,426,511	27,806,424
22. Losses (Page 3, Line 1)	18,057,125	19,106,718	19,198,520	12,409,091	7,608,680
23. Loss adjustment expenses (Page 3, Line 3)	1,522,794	1,462,655	1,266,891	1,171,211	1,000,792
24. Unearned premiums (Page 3, Line 9)	18,160,059	16,160,760	19,515,934	15,777,131	13,851,942
25. Capital paid up (Page 3, Lines 30 & 31)					
26. Surplus as regards policyholders (Page 3, Line 37)	70,636,981	79,329,358	68,095,551	75,302,741	70,338,925
Cash Flow (Page 5)					
27. Net cash from operations (Line 11)	(14,275,509)	11,650,781	5,222,189	9,944,206	1,840,186
Risk-Based Capital Analysis					
28. Total adjusted capital	70,636,981	79,329,358	68,095,551	75,302,741	70,338,925
29. Authorized control level risk-based capital	12,809,342	14,167,046	13,769,140	9,734,840	8,137,753
Percentage Distribution of Cash, Cash Equivalents and Invested Assets (Page 2, Col. 3) (Line divided by Page 2, Line 12, Col. 3) x100.0					
30. Bonds (Line 1)	74.7	65.4	75.9	85.3	92.8
31. Stocks (Lines 2.1 & 2.2)					
32. Mortgage loans on real estate (Lines 3.1 and 3.2)					
33. Real estate (Lines 4.1, 4.2 & 4.3)					
34. Cash, cash equivalents and short-term investments (Line 5)	22.5	34.6	24.1	14.7	7.2
35. Contract loans (Line 6)					
36. Derivatives (Line 7)					
37. Other invested assets (Line 8)	2.8				
38. Receivables for securities (Line 9)				0.0	
39. Securities lending reinvested collateral assets (Line 10)					
40. Aggregate write-ins for invested assets (Line 11)					
41. Cash, cash equivalents and invested assets (Line 12)	100.0	100.0	100.0	100.0	100.0
Investments in Parent, Subsidiaries and Affiliates					
42. Affiliated bonds (Schedule D, Summary, Line 12, Col. 1)					
43. Affiliated preferred stocks (Schedule D, Summary, Line 18, Col. 1)					
44. Affiliated common stocks (Schedule D, Summary, Line 24, Col. 1)					
45. Affiliated short-term investments (subtotals included in Schedule DA Verification, Col. 5, Line 10)					
46. Affiliated mortgage loans on real estate					
47. All other affiliated					
48. Total of above Lines 42 to 47					
49. Total Investment in Parent included in Lines 42 to 47 above					
50. Percentage of investments in parent, subsidiaries and affiliates to surplus as regards policyholders (Line 48 above divided by Page 3, Col. 1, Line 37 x 100.0)					

ANNUAL STATEMENT FOR THE YEAR 2023 OF THE American National Lloyds Insurance Company

FIVE-YEAR HISTORICAL DATA

(Continued)

	1 2023	2 2022	3 2021	4 2020	5 2019
Capital and Surplus Accounts (Page 4)					
51. Net unrealized capital gains (losses) (Line 24)	23,006	(23,006)	127,090	(97,152)	82,684
52. Dividends to stockholders (Line 35)					
53. Change in surplus as regards policyholders for the year (Line 38)	(8,692,377)	11,233,807	(7,207,189)	4,963,816	551,961
Gross Losses Paid (Page 9, Part 2, Cols. 1 & 2)					
54. Liability lines (Lines 11, 16, 17, 18 & 19)	8,535,713	5,631,878	2,536,914	835,883	1,142,813
55. Property lines (Lines 1, 2, 9, 12, 21 & 26)	15,979,186	13,198,178	7,156,581	2,927,666	2,747,887
56. Property and liability combined lines (Lines 3, 4, 5, 8, 22 & 27)	53,585,507	30,757,355	37,530,679	16,869,379	20,145,457
57. All other lines (Lines 6, 10, 13, 14, 15, 23, 24, 28, 29, 30 & 34)	15,036,181	5,316,972	4,327,186	3,344,335	2,862,565
58. Nonproportional reinsurance lines (Lines 31, 32 & 33)					
59. Total (Line 35)	93,136,587	54,904,383	51,551,360	23,977,263	26,898,722
Net Losses Paid (Page 9, Part 2, Col. 4)					
60. Liability lines (Lines 11, 16, 17, 18 & 19)	4,275,234	5,631,878	2,536,914	835,883	1,142,813
61. Property lines (Lines 1, 2, 9, 12, 21 & 26)	12,003,034	11,259,222	7,083,670	2,681,535	2,696,371
62. Property and liability combined lines (Lines 3, 4, 5, 8, 22 & 27)	18,461,760	17,395,938	34,440,403	15,742,128	19,680,767
63. All other lines (Lines 6, 10, 13, 14, 15, 23, 24, 28, 29, 30 & 34)	25,293	(25,291)			
64. Nonproportional reinsurance lines (Lines 31, 32 & 33)					
65. Total (Line 35)	34,765,321	34,261,747	44,060,987	19,259,546	23,519,951
Operating Percentages (Page 4) (Line divided by Page 4, Line 1) x 100.0					
66. Premiums earned (Line 1)	100.0	100.0	100.0	100.0	100.0
67. Losses incurred (Line 2)	111.6	42.0	60.0	50.8	61.5
68. Loss expenses incurred (Line 3)	16.6	9.4	8.0	8.2	10.5
69. Other underwriting expenses incurred (Line 4)	23.8	37.3	43.4	37.9	31.7
70. Net underwriting gain (loss) (Line 8)	(52.0)	11.3	(11.4)	3.1	(3.7)
Other Percentages					
71. Other underwriting expenses to net premiums written (Page 4, Lines 4 + 5 - 15 divided by Page 8, Part 1B, Col. 6, Line 35 x 100.0)	22.1	38.6	41.4	36.2	29.8
72. Losses and loss expenses incurred to premiums earned (Page 4, Lines 2 + 3 divided by Page 4, Line 1 x 100.0)	128.2	51.4	68.0	59.0	72.0
73. Net premiums written to policyholders' surplus (Page 8, Part 1B, Col. 6, Line 35 divided by Page 3, Line 37, Col. 1 x 100.0)	46.3	98.8	130.5	65.9	57.8
One Year Loss Development (\$000 omitted)					
74. Development in estimated losses and loss expenses incurred prior to current year (Schedule P - Part 2 - Summary, Line 12, Col. 11)	3,421	2,519	(385)	127	2,506
75. Percent of development of losses and loss expenses incurred to policyholders' surplus of prior year end (Line 74 above divided by Page 4, Line 21, Col. 1 x 100.0).....	4.3	3.7	(0.5)	0.2	3.6
Two Year Loss Development (\$000 omitted)					
76. Development in estimated losses and loss expenses incurred two years before the current year and prior year (Schedule P, Part 2 - Summary, Line 12, Col. 12)	7,593	1,096	552	2,630	(287)
77. Percent of development of losses and loss expenses incurred to reported policyholders' surplus of second prior year end (Line 76 above divided by Page 4, Line 21, Col. 2 x 100.0)	11.2	1.5	0.8	3.8	(0.4)

NOTE: If a party to a merger, have the two most recent years of this exhibit been restated due to a merger in compliance with the disclosure requirements of SSAP No. 3, Accounting Changes and Correction of Errors? Yes [] No []
 If no, please explain:



ANNUAL STATEMENT FOR THE YEAR 2023 OF THE American National Lloyds Insurance Company

EXHIBIT OF PREMIUMS AND LOSSES (Statutory Page 14)

NAIC Group Code 0408

BUSINESS IN THE STATE OF Alabama

DURING THE YEAR 2023

NAIC Company Code 10043

Table with 12 columns: Line of Business, Direct Premiums Written, Direct Premiums Earned, Dividends Paid or Credited to Policyholders on Direct Business, Direct Unearned Premium Reserves, Direct Losses Paid (deducting salvage), Direct Losses Incurred, Direct Losses Unpaid, Direct Defense and Cost Containment Expense Paid, Direct Defense and Cost Containment Expense Incurred, Direct Defense and Cost Containment Expense Unpaid, Commissions and Brokerage Expenses, Taxes, Licenses and Fees. Rows include Fire, Multiple Peril Crop, Commercial Multiple Peril, etc.

(a) Finance and service charges not included in Lines 1 to 35 \$

(b) For health business on indicated lines report: Number of persons insured under PPO managed care products and number of persons insured under indemnity only products

19AL



ANNUAL STATEMENT FOR THE YEAR 2023 OF THE American National Lloyds Insurance Company

EXHIBIT OF PREMIUMS AND LOSSES (Statutory Page 14)

NAIC Group Code 0408

BUSINESS IN THE STATE OF Alaska

DURING THE YEAR 2023

NAIC Company Code 10043

Line of Business	Gross Premiums, Including Policy and Membership Fees, Less Return Premiums and Premiums on Policies not Taken		3 Dividends Paid or Credited to Policyholders on Direct Business	4 Direct Unearned Premium Reserves	5 Direct Losses Paid (deducting salvage)	6 Direct Losses Incurred	7 Direct Losses Unpaid	8 Direct Defense and Cost Containment Expense Paid	9 Direct Defense and Cost Containment Expense Incurred	10 Direct Defense and Cost Containment Expense Unpaid	11 Commissions and Brokerage Expenses	12 Taxes, Licenses and Fees
	1 Direct Premiums Written	2 Direct Premiums Earned										
1. Fire												
2.1 Allied Lines												
2.2 Multiple Peril Crop												
2.3 Federal Flood												
2.4 Private Crop												
2.5 Private Flood												
3. Farmowners Multiple Peril												
4. Homeowners Multiple Peril												
5.1 Commercial Multiple Peril (Non-Liability Portion)												
5.2 Commercial Multiple Peril (Liability Portion)												
6. Mortgage Guaranty												
8. Ocean Marine												
9. Inland Marine												
10. Financial Guaranty												
11.1 Medical Professional Liability - Occurrence												
11.2 Medical Professional Liability - Claims-Made												
12. Earthquake												
13.1 Comprehensive (hospital and medical) ind (b)												
13.2 Comprehensive (hospital and medical) group (b)												
14. Credit A&H (Group and Individual)												
15.1 Vision Only (b)												
15.2 Dental Only (b)												
15.3 Disability Income (b)												
15.4 Medicare Supplement (b)												
15.5 Medicaid Title XIX (b)												
15.6 Medicare Title XVIII (b)												
15.7 Long-Term Care (b)												
15.8 Federal Employees Health Benefits Plan (b)												
15.9 Other Health (b)												
16. Workers' Compensation												
17.1 Other Liability - Occurrence												
17.2 Other Liability - Claims-Made												
17.3 Excess Workers' Compensation												
18.1 Products Liability - Occurrence												
18.2 Products Liability - Claims-Made												
19.1 Private Passenger Auto No-Fault (Personal Injury Protection)												
19.2 Other Private Passenger Auto Liability												
19.3 Commercial Auto No-Fault (Personal Injury Protection)												
19.4 Other Commercial Auto Liability												
21.1 Private Passenger Auto Physical Damage												
21.2 Commercial Auto Physical Damage												
22. Aircraft (all perils)												
23. Fidelity												
24. Surety												
26. Burglary and Theft												
27. Boiler and Machinery												
28. Credit		16,923					1,000				6,236	
29. International												
30. Warranty												
31. Reins nonproportional assumed property	XXX	XXX	XXX	XXX	XXX	XXX	XXX	XXX	XXX	XXX	XXX	XXX
32. Reins nonproportional assumed liability	XXX	XXX	XXX	XXX	XXX	XXX	XXX	XXX	XXX	XXX	XXX	XXX
33. Reins nonproportional assumed financial lines	XXX	XXX	XXX	XXX	XXX	XXX	XXX	XXX	XXX	XXX	XXX	XXX
34. Aggregate Write-Ins for Other Lines of Business												
35. Total (a)	16,923	16,923				1,000	1,000				6,236	
DETAILS OF WRITE-INS												
3401.												
3402.												
3403.												
3498. Summary of remaining write-ins for Line 34 from overflow page												
3499. Totals (Lines 3401 thru 3403 plus 3498)(Line 34 above)												

(a) Finance and service charges not included in Lines 1 to 35 \$

(b) For health business on indicated lines report: Number of persons insured under PPO managed care products and number of persons insured under indemnity only products

19AK



ANNUAL STATEMENT FOR THE YEAR 2023 OF THE American National Lloyds Insurance Company

EXHIBIT OF PREMIUMS AND LOSSES (Statutory Page 14)

NAIC Group Code 0408

BUSINESS IN THE STATE OF Arizona

DURING THE YEAR 2023

NAIC Company Code 10043

Table with 12 columns: Line of Business, Direct Premiums Written, Direct Premiums Earned, Dividends Paid or Credited to Policyholders on Direct Business, Direct Unearned Premium Reserves, Direct Losses Paid (deducting salvage), Direct Losses Incurred, Direct Losses Unpaid, Direct Defense and Cost Containment Expense Paid, Direct Defense and Cost Containment Expense Incurred, Direct Defense and Cost Containment Expense Unpaid, Commissions and Brokerage Expenses, Taxes, Licenses and Fees. Rows include various insurance categories like Fire, Multiple Peril Crop, Commercial Multiple Peril, etc.

19AZ

(a) Finance and service charges not included in Lines 1 to 35 \$
(b) For health business on indicated lines report: Number of persons insured under PPO managed care products and number of persons insured under indemnity only products



ANNUAL STATEMENT FOR THE YEAR 2023 OF THE American National Lloyds Insurance Company

EXHIBIT OF PREMIUMS AND LOSSES (Statutory Page 14)

NAIC Group Code 0408

BUSINESS IN THE STATE OF Arkansas

DURING THE YEAR 2023

NAIC Company Code 10043

Line of Business	Gross Premiums, Including Policy and Membership Fees, Less Return Premiums and Premiums on Policies not Taken		3 Dividends Paid or Credited to Policyholders on Direct Business	4 Direct Unearned Premium Reserves	5 Direct Losses Paid (deducting salvage)	6 Direct Losses Incurred	7 Direct Losses Unpaid	8 Direct Defense and Cost Containment Expense Paid	9 Direct Defense and Cost Containment Expense Incurred	10 Direct Defense and Cost Containment Expense Unpaid	11 Commissions and Brokerage Expenses	12 Taxes, Licenses and Fees
	1 Direct Premiums Written	2 Direct Premiums Earned										
1. Fire												
2.1 Allied Lines	58,444	58,444			5,632	5,632	2,000				50,684	1
2.2 Multiple Peril Crop												
2.3 Federal Flood												
2.4 Private Crop												
2.5 Private Flood												
3. Farmowners Multiple Peril												
4. Homeowners Multiple Peril												
5.1 Commercial Multiple Peril (Non-Liability Portion)	694,486	803,038		244,074	414,697	494,548	141,202				147,286	30
5.2 Commercial Multiple Peril (Liability Portion)	72,644	81,933		26,226		66,000	70,000				37,945	3
6. Mortgage Guaranty												
8. Ocean Marine												
9. Inland Marine												
10. Financial Guaranty												
11.1 Medical Professional Liability - Occurrence												
11.2 Medical Professional Liability - Claims-Made												
12. Earthquake												
13.1 Comprehensive (hospital and medical) ind (b)												
13.2 Comprehensive (hospital and medical) group (b)												
14. Credit A&H (Group and Individual)												
15.1 Vision Only (b)												
15.2 Dental Only (b)												
15.3 Disability Income (b)												
15.4 Medicare Supplement (b)												
15.5 Medicaid Title XIX (b)												
15.6 Medicare Title XVIII (b)												
15.7 Long-Term Care (b)												
15.8 Federal Employees Health Benefits Plan (b)												
15.9 Other Health (b)												
16. Workers' Compensation												
17.1 Other Liability - Occurrence	76,957	76,957				1,000	1,000				63,339	2
17.2 Other Liability - Claims-Made												
17.3 Excess Workers' Compensation												
18.1 Products Liability - Occurrence												
18.2 Products Liability - Claims-Made												
19.1 Private Passenger Auto No-Fault (Personal Injury Protection)												
19.2 Other Private Passenger Auto Liability												
19.3 Commercial Auto No-Fault (Personal Injury Protection)												
19.4 Other Commercial Auto Liability												
21.1 Private Passenger Auto Physical Damage												
21.2 Commercial Auto Physical Damage												
22. Aircraft (all perils)												
23. Fidelity												
24. Surety												
26. Burglary and Theft												
27. Boiler and Machinery												
28. Credit	272,738	272,738			44,936	60,963	27,027				137,852	9
29. International												
30. Warranty												
31. Reins nonproportional assumed property	XXX	XXX	XXX	XXX	XXX	XXX	XXX	XXX	XXX	XXX	XXX	XXX
32. Reins nonproportional assumed liability	XXX	XXX	XXX	XXX	XXX	XXX	XXX	XXX	XXX	XXX	XXX	XXX
33. Reins nonproportional assumed financial lines	XXX	XXX	XXX	XXX	XXX	XXX	XXX	XXX	XXX	XXX	XXX	XXX
34. Aggregate Write-Ins for Other Lines of Business												
35. Total (a)	1,175,269	1,293,110		270,300	465,265	628,143	241,229				437,106	45
DETAILS OF WRITE-INS												
3401.												
3402.												
3403.												
3498. Summary of remaining write-ins for Line 34 from overflow page												
3499. Totals (Lines 3401 thru 3403 plus 3498)(Line 34 above)												

(a) Finance and service charges not included in Lines 1 to 35 \$

(b) For health business on indicated lines report: Number of persons insured under PPO managed care products and number of persons insured under indemnity only products

19 AR



ANNUAL STATEMENT FOR THE YEAR 2023 OF THE American National Lloyds Insurance Company

EXHIBIT OF PREMIUMS AND LOSSES (Statutory Page 14)

NAIC Group Code 0408

BUSINESS IN THE STATE OF California

DURING THE YEAR 2023

NAIC Company Code 10043

Table with 12 columns: Line of Business, Direct Premiums Written, Direct Premiums Earned, Dividends Paid or Credited to Policyholders on Direct Business, Direct Unearned Premium Reserves, Direct Losses Paid (deducting salvage), Direct Losses Incurred, Direct Losses Unpaid, Direct Defense and Cost Containment Expense Paid, Direct Defense and Cost Containment Expense Incurred, Direct Defense and Cost Containment Expense Unpaid, Commissions and Brokerage Expenses, Taxes, Licenses and Fees. Rows include Fire, Allied Lines, Multiple Peril Crop, Federal Flood, Private Crop, Private Flood, Farmowners Multiple Peril, Homeowners Multiple Peril, Commercial Multiple Peril (Non-Liability Portion), Commercial Multiple Peril (Liability Portion), Mortgage Guaranty, Ocean Marine, Inland Marine, Financial Guaranty, Medical Professional Liability - Occurrence, Medical Professional Liability - Claims-Made, Earthquake, Comprehensive (hospital and medical) ind (b), Comprehensive (hospital and medical) group (b), Credit A&H (Group and Individual), Vision Only (b), Dental Only (b), Disability Income (b), Medicare Supplement (b), Medicaid Title XIX (b), Medicare Title XVIII (b), Long-Term Care (b), Federal Employees Health Benefits Plan (b), Other Health (b), Workers' Compensation, Other Liability - Occurrence, Other Liability - Claims-Made, Excess Workers' Compensation, Products Liability - Occurrence, Products Liability - Claims-Made, Private Passenger Auto No-Fault (Personal Injury Protection), Other Private Passenger Auto Liability, Commercial Auto No-Fault (Personal Injury Protection), Other Commercial Auto Liability, Private Passenger Auto Physical Damage, Commercial Auto Physical Damage, Aircraft (all perils), Fidelity, Surety, Burglary and Theft, Boiler and Machinery, Credit, International, Warranty, Reins nonproportional assumed property, Reins nonproportional assumed liability, Reins nonproportional assumed financial lines, Aggregate Write-Ins for Other Lines of Business, Total (a), and DETAILS OF WRITE-INS (3401-3499).

19 CA

(a) Finance and service charges not included in Lines 1 to 35 \$ (b) For health business on indicated lines report: Number of persons insured under PPO managed care products and number of persons insured under indemnity only products



ANNUAL STATEMENT FOR THE YEAR 2023 OF THE American National Lloyds Insurance Company

EXHIBIT OF PREMIUMS AND LOSSES (Statutory Page 14)

NAIC Group Code 0408

BUSINESS IN THE STATE OF Colorado

DURING THE YEAR 2023

NAIC Company Code 10043

Table with 12 columns: Line of Business, Direct Premiums Written, Direct Premiums Earned, Dividends Paid or Credited to Policyholders on Direct Business, Direct Unearned Premium Reserves, Direct Losses Paid (deducting salvage), Direct Losses Incurred, Direct Losses Unpaid, Direct Defense and Cost Containment Expense Paid, Direct Defense and Cost Containment Expense Incurred, Direct Defense and Cost Containment Expense Unpaid, Commissions and Brokerage Expenses, Taxes, Licenses and Fees. Rows include Fire, Multiple Peril Crop, Federal Flood, Private Flood, Farmowners Multiple Peril, Homeowners Multiple Peril, Commercial Multiple Peril (Non-Liability Portion), Commercial Multiple Peril (Liability Portion), Mortgage Guaranty, Ocean Marine, Inland Marine, Financial Guaranty, Medical Professional Liability, Earthquake, Comprehensive (hospital and medical) ind (b), Comprehensive (hospital and medical) group (b), Credit A&H (Group and Individual), Vision Only (b), Dental Only (b), Disability Income (b), Medicare Supplement (b), Medicaid Title XIX (b), Medicare Title XVIII (b), Long-Term Care (b), Federal Employees Health Benefits Plan (b), Other Health (b), Workers' Compensation, Other Liability - Occurrence, Other Liability - Claims-Made, Excess Workers' Compensation, Products Liability - Occurrence, Products Liability - Claims-Made, Private Passenger Auto No-Fault (Personal Injury Protection), Other Private Passenger Auto Liability, Commercial Auto No-Fault (Personal Injury Protection), Other Commercial Auto Liability, Private Passenger Auto Physical Damage, Commercial Auto Physical Damage, Aircraft (all perils), Fidelity, Surety, Burglary and Theft, Boiler and Machinery, Credit, International, Warranty, Reins nonproportional assumed property, Reins nonproportional assumed liability, Reins nonproportional assumed financial lines, Aggregate Write-Ins for Other Lines of Business, Total (a), and DETAILS OF WRITE-INS (3401-3499).

(a) Finance and service charges not included in Lines 1 to 35 \$

(b) For health business on indicated lines report: Number of persons insured under PPO managed care products and number of persons insured under indemnity only products

19 CO



ANNUAL STATEMENT FOR THE YEAR 2023 OF THE American National Lloyds Insurance Company

EXHIBIT OF PREMIUMS AND LOSSES (Statutory Page 14)

NAIC Group Code 0408

BUSINESS IN THE STATE OF Connecticut

DURING THE YEAR 2023

NAIC Company Code 10043

Table with 12 columns: Line of Business, Direct Premiums Written, Direct Premiums Earned, Dividends Paid or Credited to Policyholders on Direct Business, Direct Unearned Premium Reserves, Direct Losses Paid (deducting salvage), Direct Losses Incurred, Direct Losses Unpaid, Direct Defense and Cost Containment Expense Paid, Direct Defense and Cost Containment Expense Incurred, Direct Defense and Cost Containment Expense Unpaid, Commissions and Brokerage Expenses, Taxes, Licenses and Fees. Rows include Fire, Allied Lines, Multiple Peril Crop, Federal Flood, Private Crop, Private Flood, Farmowners Multiple Peril, Homeowners Multiple Peril, Commercial Multiple Peril (Non-Liability Portion), Commercial Multiple Peril (Liability Portion), Mortgage Guaranty, Ocean Marine, Inland Marine, Financial Guaranty, Medical Professional Liability - Occurrence, Medical Professional Liability - Claims-Made, Earthquake, Comprehensive (hospital and medical) ind (b), Comprehensive (hospital and medical) group (b), Credit A&H (Group and Individual), Vision Only (b), Dental Only (b), Disability Income (b), Medicare Supplement (b), Medicaid Title XIX (b), Medicare Title XVIII (b), Long-Term Care (b), Federal Employees Health Benefits Plan (b), Other Health (b), Workers' Compensation, Other Liability - Occurrence, Other Liability - Claims-Made, Excess Workers' Compensation, Products Liability - Occurrence, Products Liability - Claims-Made, Private Passenger Auto No-Fault (Personal Injury Protection), Other Private Passenger Auto Liability, Commercial Auto No-Fault (Personal Injury Protection), Other Commercial Auto Liability, Private Passenger Auto Physical Damage, Commercial Auto Physical Damage, Aircraft (all perils), Fidelity, Surety, Burglary and Theft, Boiler and Machinery, Credit, International, Warranty, Reins nonproportional assumed property, Reins nonproportional assumed liability, Reins nonproportional assumed financial lines, Aggregate Write-Ins for Other Lines of Business, Total (a), and DETAILS OF WRITE-INS (3401-3403, 3498, 3499).

(a) Finance and service charges not included in Lines 1 to 35 \$

(b) For health business on indicated lines report: Number of persons insured under PPO managed care products and number of persons insured under indemnity only products

19 CT



ANNUAL STATEMENT FOR THE YEAR 2023 OF THE American National Lloyds Insurance Company

EXHIBIT OF PREMIUMS AND LOSSES (Statutory Page 14)

NAIC Group Code 0408

BUSINESS IN THE STATE OF Delaware

DURING THE YEAR 2023

NAIC Company Code 10043

Table with 12 columns: Line of Business, Direct Premiums Written, Direct Premiums Earned, Dividends Paid or Credited to Policyholders on Direct Business, Direct Unearned Premium Reserves, Direct Losses Paid (deducting salvage), Direct Losses Incurred, Direct Losses Unpaid, Direct Defense and Cost Containment Expense Paid, Direct Defense and Cost Containment Expense Incurred, Direct Defense and Cost Containment Expense Unpaid, Commissions and Brokerage Expenses, Taxes, Licenses and Fees. Rows include Fire, Allied Lines, Multiple Peril Crop, Federal Flood, Private Crop, Private Flood, Farmowners Multiple Peril, Homeowners Multiple Peril, Commercial Multiple Peril (Non-Liability Portion), Commercial Multiple Peril (Liability Portion), Mortgage Guaranty, Ocean Marine, Inland Marine, Financial Guaranty, Medical Professional Liability - Occurrence, Medical Professional Liability - Claims-Made, Earthquake, Comprehensive (hospital and medical) ind (b), Comprehensive (hospital and medical) group (b), Credit A&H (Group and Individual), Vision Only (b), Dental Only (b), Disability Income (b), Medicare Supplement (b), Medicaid Title XIX (b), Medicare Title XVIII (b), Long-Term Care (b), Federal Employees Health Benefits Plan (b), Other Health (b), Workers' Compensation, Other Liability - Occurrence, Other Liability - Claims-Made, Excess Workers' Compensation, Products Liability - Occurrence, Products Liability - Claims-Made, Private Passenger Auto No-Fault (Personal Injury Protection), Other Private Passenger Auto Liability, Commercial Auto No-Fault (Personal Injury Protection), Other Commercial Auto Liability, Private Passenger Auto Physical Damage, Commercial Auto Physical Damage, Aircraft (all perils), Fidelity, Surety, Burglary and Theft, Boiler and Machinery, Credit, International, Warranty, Reins nonproportional assumed property, Reins nonproportional assumed liability, Reins nonproportional assumed financial lines, Aggregate Write-Ins for Other Lines of Business, Total (a), and DETAILS OF WRITE-INS (3401-3403, 3498, 3499).

19 DE

(a) Finance and service charges not included in Lines 1 to 35 \$
(b) For health business on indicated lines report: Number of persons insured under PPO managed care products and number of persons insured under indemnity only products



ANNUAL STATEMENT FOR THE YEAR 2023 OF THE American National Lloyds Insurance Company

EXHIBIT OF PREMIUMS AND LOSSES (Statutory Page 14)

NAIC Group Code 0408

BUSINESS IN THE STATE OF District of Columbia

DURING THE YEAR 2023

NAIC Company Code 10043

Table with 12 columns: Line of Business, Direct Premiums Written, Direct Premiums Earned, Dividends Paid or Credited to Policyholders on Direct Business, Direct Unearned Premium Reserves, Direct Losses Paid (deducting salvage), Direct Losses Incurred, Direct Losses Unpaid, Direct Defense and Cost Containment Expense Paid, Direct Defense and Cost Containment Expense Incurred, Direct Defense and Cost Containment Expense Unpaid, Commissions and Brokerage Expenses, Taxes, Licenses and Fees. Rows include Fire, Allied Lines, Multiple Peril Crop, Federal Flood, Private Crop, Private Flood, Farmowners Multiple Peril, Homeowners Multiple Peril, Commercial Multiple Peril (Non-Liability Portion), Commercial Multiple Peril (Liability Portion), Mortgage Guaranty, Ocean Marine, Inland Marine, Financial Guaranty, Medical Professional Liability - Occurrence, Medical Professional Liability - Claims-Made, Earthquake, Comprehensive (hospital and medical) ind (b), Comprehensive (hospital and medical) group (b), Credit A&H (Group and Individual), Vision Only (b), Dental Only (b), Disability Income (b), Medicare Supplement (b), Medicaid Title XIX (b), Medicare Title XVIII (b), Long-Term Care (b), Federal Employees Health Benefits Plan (b), Other Health (b), Workers' Compensation, Other Liability - Occurrence, Other Liability - Claims-Made, Excess Workers' Compensation, Products Liability - Occurrence, Products Liability - Claims-Made, Private Passenger Auto No-Fault (Personal Injury Protection), Other Private Passenger Auto Liability, Commercial Auto No-Fault (Personal Injury Protection), Other Commercial Auto Liability, Private Passenger Auto Physical Damage, Commercial Auto Physical Damage, Aircraft (all perils), Fidelity, Surety, Burglary and Theft, Boiler and Machinery, Credit, International, Warranty, Reins nonproportional assumed property, Reins nonproportional assumed liability, Reins nonproportional assumed financial lines, Aggregate Write-Ins for Other Lines of Business, Total (a), and DETAILS OF WRITE-INS (3401-3403, 3498, 3499).

19.DC

(a) Finance and service charges not included in Lines 1 to 35 \$
(b) For health business on indicated lines report: Number of persons insured under PPO managed care products and number of persons insured under indemnity only products



ANNUAL STATEMENT FOR THE YEAR 2023 OF THE American National Lloyds Insurance Company

EXHIBIT OF PREMIUMS AND LOSSES (Statutory Page 14)

NAIC Group Code 0408

BUSINESS IN THE STATE OF Florida

DURING THE YEAR 2023

NAIC Company Code 10043

Table with 12 columns: Line of Business, Direct Premiums Written, Direct Premiums Earned, Dividends Paid or Credited to Policyholders on Direct Business, Direct Unearned Premium Reserves, Direct Losses Paid (deducting salvage), Direct Losses Incurred, Direct Losses Unpaid, Direct Defense and Cost Containment Expense Paid, Direct Defense and Cost Containment Expense Incurred, Direct Defense and Cost Containment Expense Unpaid, Commissions and Brokerage Expenses, Taxes, Licenses and Fees. Rows include various insurance categories like Fire, Multiple Peril Crop, Commercial Multiple Peril, etc.

(a) Finance and service charges not included in Lines 1 to 35 \$

(b) For health business on indicated lines report: Number of persons insured under PPO managed care products and number of persons insured under indemnity only products

19 FL



ANNUAL STATEMENT FOR THE YEAR 2023 OF THE American National Lloyds Insurance Company

EXHIBIT OF PREMIUMS AND LOSSES (Statutory Page 14)

NAIC Group Code 0408

BUSINESS IN THE STATE OF Georgia

DURING THE YEAR 2023

NAIC Company Code 10043

Table with 12 columns: Line of Business, Direct Premiums Written, Direct Premiums Earned, Dividends Paid or Credited to Policyholders on Direct Business, Direct Unearned Premium Reserves, Direct Losses Paid (deducting salvage), Direct Losses Incurred, Direct Losses Unpaid, Direct Defense and Cost Containment Expense Paid, Direct Defense and Cost Containment Expense Incurred, Direct Defense and Cost Containment Expense Unpaid, Commissions and Brokerage Expenses, Taxes, Licenses and Fees. Rows include various insurance categories like Fire, Commercial Multiple Peril, and Total (a).

(a) Finance and service charges not included in Lines 1 to 35 \$
(b) For health business on indicated lines report: Number of persons insured under PPO managed care products and number of persons insured under indemnity only products

19 GA



ANNUAL STATEMENT FOR THE YEAR 2023 OF THE American National Lloyds Insurance Company

EXHIBIT OF PREMIUMS AND LOSSES (Statutory Page 14)

NAIC Group Code 0408

BUSINESS IN THE STATE OF Hawaii

DURING THE YEAR 2023

NAIC Company Code 10043

Table with 12 columns: Line of Business, Direct Premiums Written, Direct Premiums Earned, Dividends Paid or Credited to Policyholders on Direct Business, Direct Unearned Premium Reserves, Direct Losses Paid (deducting salvage), Direct Losses Incurred, Direct Losses Unpaid, Direct Defense and Cost Containment Expense Paid, Direct Defense and Cost Containment Expense Incurred, Direct Defense and Cost Containment Expense Unpaid, Commissions and Brokerage Expenses, Taxes, Licenses and Fees. Rows include Fire, Allied Lines, Multiple Peril Crop, Federal Flood, Private Crop, Private Flood, Farmowners Multiple Peril, Homeowners Multiple Peril, Commercial Multiple Peril (Non-Liability Portion), Commercial Multiple Peril (Liability Portion), Mortgage Guaranty, Ocean Marine, Inland Marine, Financial Guaranty, Medical Professional Liability, Earthquake, Comprehensive (hospital and medical) ind (b), Comprehensive (hospital and medical) group (b), Credit A&H (Group and Individual), Vision Only (b), Dental Only (b), Disability Income (b), Medicare Supplement (b), Medicaid Title XIX (b), Medicare Title XVIII (b), Long-Term Care (b), Federal Employees Health Benefits Plan (b), Other Health (b), Workers' Compensation, Other Liability - Occurrence, Other Liability - Claims-Made, Excess Workers' Compensation, Products Liability - Occurrence, Products Liability - Claims-Made, Private Passenger Auto No-Fault (Personal Injury Protection), Other Private Passenger Auto Liability, Commercial Auto No-Fault (Personal Injury Protection), Other Commercial Auto Liability, Private Passenger Auto Physical Damage, Commercial Auto Physical Damage, Aircraft (all perils), Fidelity, Surety, Burglary and Theft, Boiler and Machinery, Credit, International, Warranty, Reins nonproportional assumed property, Reins nonproportional assumed liability, Reins nonproportional assumed financial lines, Aggregate Write-Ins for Other Lines of Business, Total (a), DETAILS OF WRITE-INS, 3401, 3402, 3403, 3498, 3499.

(a) Finance and service charges not included in Lines 1 to 35 \$

(b) For health business on indicated lines report: Number of persons insured under PPO managed care products and number of persons insured under indemnity only products

19.HI



ANNUAL STATEMENT FOR THE YEAR 2023 OF THE American National Lloyds Insurance Company

EXHIBIT OF PREMIUMS AND LOSSES (Statutory Page 14)

NAIC Group Code 0408

BUSINESS IN THE STATE OF Idaho

DURING THE YEAR 2023

NAIC Company Code 10043

Table with 12 columns: Line of Business, Direct Premiums Written, Direct Premiums Earned, Dividends Paid or Credited to Policyholders on Direct Business, Direct Unearned Premium Reserves, Direct Losses Paid (deducting salvage), Direct Losses Incurred, Direct Losses Unpaid, Direct Defense and Cost Containment Expense Paid, Direct Defense and Cost Containment Expense Incurred, Direct Defense and Cost Containment Expense Unpaid, Commissions and Brokerage Expenses, Taxes, Licenses and Fees. Rows include Fire, Allied Lines, Multiple Peril Crop, Federal Flood, Private Crop, Private Flood, Farmowners Multiple Peril, Homeowners Multiple Peril, Commercial Multiple Peril (Non-Liability Portion), Commercial Multiple Peril (Liability Portion), Mortgage Guaranty, Ocean Marine, Inland Marine, Financial Guaranty, Medical Professional Liability - Occurrence, Medical Professional Liability - Claims-Made, Earthquake, Comprehensive (hospital and medical) ind (b), Comprehensive (hospital and medical) group (b), Credit A&H (Group and Individual), Vision Only (b), Dental Only (b), Disability Income (b), Medicare Supplement (b), Medicaid Title XIX (b), Medicare Title XVIII (b), Long-Term Care (b), Federal Employees Health Benefits Plan (b), Other Health (b), Workers' Compensation, Other Liability - Occurrence, Other Liability - Claims-Made, Excess Workers' Compensation, Products Liability - Occurrence, Products Liability - Claims-Made, Private Passenger Auto No-Fault (Personal Injury Protection), Other Private Passenger Auto Liability, Commercial Auto No-Fault (Personal Injury Protection), Other Commercial Auto Liability, Private Passenger Auto Physical Damage, Commercial Auto Physical Damage, Aircraft (all perils), Fidelity, Surety, Burglary and Theft, Boiler and Machinery, Credit, International, Warranty, Reins nonproportional assumed property, Reins nonproportional assumed liability, Reins nonproportional assumed financial lines, Aggregate Write-Ins for Other Lines of Business, Total (a), and DETAILS OF WRITE-INS (3401-3403, 3498, 3499).

(a) Finance and service charges not included in Lines 1 to 35 \$

(b) For health business on indicated lines report: Number of persons insured under PPO managed care products and number of persons insured under indemnity only products

19.1D



ANNUAL STATEMENT FOR THE YEAR 2023 OF THE American National Lloyds Insurance Company

EXHIBIT OF PREMIUMS AND LOSSES (Statutory Page 14)

NAIC Group Code 0408

BUSINESS IN THE STATE OF Illinois

DURING THE YEAR 2023

NAIC Company Code 10043

Table with 12 columns: Line of Business, Direct Premiums Written, Direct Premiums Earned, Dividends Paid or Credited to Policyholders on Direct Business, Direct Unearned Premium Reserves, Direct Losses Paid (deducting salvage), Direct Losses Incurred, Direct Losses Unpaid, Direct Defense and Cost Containment Expense Paid, Direct Defense and Cost Containment Expense Incurred, Direct Defense and Cost Containment Expense Unpaid, Commissions and Brokerage Expenses, Taxes, Licenses and Fees. Rows include various insurance categories like Fire, Multiple Peril Crop, Commercial Multiple Peril, etc.

(a) Finance and service charges not included in Lines 1 to 35 \$

(b) For health business on indicated lines report: Number of persons insured under PPO managed care products and number of persons insured under indemnity only products

19.1L



ANNUAL STATEMENT FOR THE YEAR 2023 OF THE American National Lloyds Insurance Company

EXHIBIT OF PREMIUMS AND LOSSES (Statutory Page 14)

NAIC Group Code 0408

BUSINESS IN THE STATE OF Indiana

DURING THE YEAR 2023

NAIC Company Code 10043

Table with 12 columns: Line of Business, Direct Premiums Written, Direct Premiums Earned, Dividends Paid or Credited to Policyholders on Direct Business, Direct Unearned Premium Reserves, Direct Losses Paid (deducting salvage), Direct Losses Incurred, Direct Losses Unpaid, Direct Defense and Cost Containment Expense Paid, Direct Defense and Cost Containment Expense Incurred, Direct Defense and Cost Containment Expense Unpaid, Commissions and Brokerage Expenses, Taxes, Licenses and Fees. Rows include Fire, Multiple Peril Crop, Commercial Multiple Peril, etc.

(a) Finance and service charges not included in Lines 1 to 35 \$

(b) For health business on indicated lines report: Number of persons insured under PPO managed care products and number of persons insured under indemnity only products

19.IN



ANNUAL STATEMENT FOR THE YEAR 2023 OF THE American National Lloyds Insurance Company

EXHIBIT OF PREMIUMS AND LOSSES (Statutory Page 14)

NAIC Group Code 0408

BUSINESS IN THE STATE OF Iowa

DURING THE YEAR 2023

NAIC Company Code 10043

Table with 12 columns: Line of Business, Direct Premiums Written, Direct Premiums Earned, Dividends Paid or Credited to Policyholders on Direct Business, Direct Unearned Premium Reserves, Direct Losses Paid (deducting salvage), Direct Losses Incurred, Direct Losses Unpaid, Direct Defense and Cost Containment Expense Paid, Direct Defense and Cost Containment Expense Incurred, Direct Defense and Cost Containment Expense Unpaid, Commissions and Brokerage Expenses, Taxes, Licenses and Fees. Rows include Fire, Allied Lines, Multiple Peril Crop, Federal Flood, Private Crop, Private Flood, Farmowners Multiple Peril, Homeowners Multiple Peril, Commercial Multiple Peril (Non-Liability Portion), Commercial Multiple Peril (Liability Portion), Mortgage Guaranty, Ocean Marine, Inland Marine, Financial Guaranty, Medical Professional Liability - Occurrence, Medical Professional Liability - Claims-Made, Earthquake, Comprehensive (hospital and medical) ind (b), Comprehensive (hospital and medical) group (b), Credit A&H (Group and Individual), Vision Only (b), Dental Only (b), Disability Income (b), Medicare Supplement (b), Medicaid Title XIX (b), Medicare Title XVIII (b), Long-Term Care (b), Federal Employees Health Benefits Plan (b), Other Health (b), Workers' Compensation, Other Liability - Occurrence, Other Liability - Claims-Made, Excess Workers' Compensation, Products Liability - Occurrence, Products Liability - Claims-Made, Private Passenger Auto No-Fault (Personal Injury Protection), Other Private Passenger Auto Liability, Commercial Auto No-Fault (Personal Injury Protection), Other Commercial Auto Liability, Private Passenger Auto Physical Damage, Commercial Auto Physical Damage, Aircraft (all perils), Fidelity, Surety, Burglary and Theft, Boiler and Machinery, Credit, International, Warranty, Reins nonproportional assumed property, Reins nonproportional assumed liability, Reins nonproportional assumed financial lines, Aggregate Write-Ins for Other Lines of Business, Total (a), and DETAILS OF WRITE-INS (3401-3403, 3498, 3499).

(a) Finance and service charges not included in Lines 1 to 35 \$

(b) For health business on indicated lines report: Number of persons insured under PPO managed care products and number of persons insured under indemnity only products

191A



ANNUAL STATEMENT FOR THE YEAR 2023 OF THE American National Lloyds Insurance Company

EXHIBIT OF PREMIUMS AND LOSSES (Statutory Page 14)

NAIC Group Code 0408

BUSINESS IN THE STATE OF Kansas

DURING THE YEAR 2023

NAIC Company Code 10043

Table with 12 columns: Line of Business, Direct Premiums Written, Direct Premiums Earned, Dividends Paid or Credited to Policyholders on Direct Business, Direct Unearned Premium Reserves, Direct Losses Paid (deducting salvage), Direct Losses Incurred, Direct Losses Unpaid, Direct Defense and Cost Containment Expense Paid, Direct Defense and Cost Containment Expense Incurred, Direct Defense and Cost Containment Expense Unpaid, Commissions and Brokerage Expenses, Taxes, Licenses and Fees. Rows include Fire, Multiple Peril Crop, Commercial Multiple Peril, etc.

(a) Finance and service charges not included in Lines 1 to 35 \$... (b) For health business on indicated lines report: Number of persons insured under PPO managed care products ... and number of persons insured under indemnity only products ...

19 KS



ANNUAL STATEMENT FOR THE YEAR 2023 OF THE American National Lloyds Insurance Company

EXHIBIT OF PREMIUMS AND LOSSES (Statutory Page 14)

NAIC Group Code 0408

BUSINESS IN THE STATE OF Kentucky

DURING THE YEAR 2023

NAIC Company Code 10043

Table with 12 columns: Line of Business, Direct Premiums Written, Direct Premiums Earned, Dividends Paid or Credited to Policyholders on Direct Business, Direct Unearned Premium Reserves, Direct Losses Paid (deducting salvage), Direct Losses Incurred, Direct Losses Unpaid, Direct Defense and Cost Containment Expense Paid, Direct Defense and Cost Containment Expense Incurred, Direct Defense and Cost Containment Expense Unpaid, Commissions and Brokerage Expenses, Taxes, Licenses and Fees. Rows include Fire, Allied Lines, Multiple Peril Crop, Federal Flood, Private Crop, Private Flood, Farmowners Multiple Peril, Homeowners Multiple Peril, Commercial Multiple Peril (Non-Liability Portion), Commercial Multiple Peril (Liability Portion), Mortgage Guaranty, Ocean Marine, Inland Marine, Financial Guaranty, Medical Professional Liability - Occurrence, Medical Professional Liability - Claims-Made, Earthquake, Comprehensive (hospital and medical) ind (b), Comprehensive (hospital and medical) group (b), Credit A&H (Group and Individual), Vision Only (b), Dental Only (b), Disability Income (b), Medicare Supplement (b), Medicaid Title XIX (b), Medicare Title XVIII (b), Long-Term Care (b), Federal Employees Health Benefits Plan (b), Other Health (b), Workers' Compensation, Other Liability - Occurrence, Other Liability - Claims-Made, Excess Workers' Compensation, Products Liability - Occurrence, Products Liability - Claims-Made, Private Passenger Auto No-Fault (Personal Injury Protection), Other Private Passenger Auto Liability, Commercial Auto No-Fault (Personal Injury Protection), Other Commercial Auto Liability, Private Passenger Auto Physical Damage, Commercial Auto Physical Damage, Aircraft (all perils), Fidelity, Surety, Burglary and Theft, Boiler and Machinery, Credit, International, Warranty, Reins nonproportional assumed property, Reins nonproportional assumed liability, Reins nonproportional assumed financial lines, Aggregate Write-Ins for Other Lines of Business, Total (a), and DETAILS OF WRITE-INS (3401-3403, 3498, 3499).

19 KY

(a) Finance and service charges not included in Lines 1 to 35 \$
(b) For health business on indicated lines report: Number of persons insured under PPO managed care products and number of persons insured under indemnity only products



ANNUAL STATEMENT FOR THE YEAR 2023 OF THE American National Lloyds Insurance Company

EXHIBIT OF PREMIUMS AND LOSSES (Statutory Page 14)

NAIC Group Code 0408

BUSINESS IN THE STATE OF Louisiana

DURING THE YEAR 2023

NAIC Company Code 10043

Table with 12 columns: Line of Business, Direct Premiums Written, Direct Premiums Earned, Dividends Paid or Credited to Policyholders on Direct Business, Direct Unearned Premium Reserves, Direct Losses Paid (deducting salvage), Direct Losses Incurred, Direct Losses Unpaid, Direct Defense and Cost Containment Expense Paid, Direct Defense and Cost Containment Expense Incurred, Direct Defense and Cost Containment Expense Unpaid, Commissions and Brokerage Expenses, Taxes, Licenses and Fees. Rows include Fire, Multiple Peril Crop, Commercial Multiple Peril, etc.

(a) Finance and service charges not included in Lines 1 to 35 \$

(b) For health business on indicated lines report: Number of persons insured under PPO managed care products and number of persons insured under indemnity only products

191A



ANNUAL STATEMENT FOR THE YEAR 2023 OF THE American National Lloyds Insurance Company

EXHIBIT OF PREMIUMS AND LOSSES (Statutory Page 14)

NAIC Group Code 0408

BUSINESS IN THE STATE OF Maine

DURING THE YEAR 2023

NAIC Company Code 10043

Table with 12 columns: Line of Business, Direct Premiums Written, Direct Premiums Earned, Dividends Paid or Credited to Policyholders on Direct Business, Direct Unearned Premium Reserves, Direct Losses Paid (deducting salvage), Direct Losses Incurred, Direct Losses Unpaid, Direct Defense and Cost Containment Expense Paid, Direct Defense and Cost Containment Expense Incurred, Direct Defense and Cost Containment Expense Unpaid, Commissions and Brokerage Expenses, Taxes, Licenses and Fees. Rows include various insurance categories like Fire, Medical Professional Liability, Workers' Compensation, and Auto Liability.

(a) Finance and service charges not included in Lines 1 to 35 \$
(b) For health business on indicated lines report: Number of persons insured under PPO managed care products and number of persons insured under indemnity only products

19 ME



ANNUAL STATEMENT FOR THE YEAR 2023 OF THE American National Lloyds Insurance Company

EXHIBIT OF PREMIUMS AND LOSSES (Statutory Page 14)

NAIC Group Code 0408

BUSINESS IN THE STATE OF Maryland

DURING THE YEAR 2023

NAIC Company Code 10043

Table with 12 columns: Line of Business, Direct Premiums Written, Direct Premiums Earned, Dividends Paid or Credited to Policyholders on Direct Business, Direct Unearned Premium Reserves, Direct Losses Paid (deducting salvage), Direct Losses Incurred, Direct Losses Unpaid, Direct Defense and Cost Containment Expense Paid, Direct Defense and Cost Containment Expense Incurred, Direct Defense and Cost Containment Expense Unpaid, Commissions and Brokerage Expenses, Taxes, Licenses and Fees. Rows include Fire, Multiple Peril Crop, Commercial Multiple Peril, etc.

(a) Finance and service charges not included in Lines 1 to 35 \$
(b) For health business on indicated lines report: Number of persons insured under PPO managed care products and number of persons insured under indemnity only products

19.MD



ANNUAL STATEMENT FOR THE YEAR 2023 OF THE American National Lloyds Insurance Company

EXHIBIT OF PREMIUMS AND LOSSES (Statutory Page 14)

NAIC Group Code 0408

BUSINESS IN THE STATE OF Massachusetts

DURING THE YEAR 2023

NAIC Company Code 10043

Line of Business	Gross Premiums, Including Policy and Membership Fees, Less Return Premiums and Premiums on Policies not Taken		3 Dividends Paid or Credited to Policyholders on Direct Business	4 Direct Unearned Premium Reserves	5 Direct Losses Paid (deducting salvage)	6 Direct Losses Incurred	7 Direct Losses Unpaid	8 Direct Defense and Cost Containment Expense Paid	9 Direct Defense and Cost Containment Expense Incurred	10 Direct Defense and Cost Containment Expense Unpaid	11 Commissions and Brokerage Expenses	12 Taxes, Licenses and Fees
	1 Direct Premiums Written	2 Direct Premiums Earned										
1. Fire												
2.1 Allied Lines	762,612	762,612			229,985	8,285	53,300		(1,000)	3,000	666,220	14
2.2 Multiple Peril Crop												
2.3 Federal Flood												
2.4 Private Crop												
2.5 Private Flood												
3. Farmowners Multiple Peril												
4. Homeowners Multiple Peril												
5.1 Commercial Multiple Peril (Non-Liability Portion)	207,724	175,600		66,395	27,000		29,000				110,140	160
5.2 Commercial Multiple Peril (Liability Portion)	6,572	6,837		4,225		4,000	4,000				3,902	
6. Mortgage Guaranty												
8. Ocean Marine												
9. Inland Marine												
10. Financial Guaranty												
11.1 Medical Professional Liability - Occurrence												
11.2 Medical Professional Liability - Claims-Made												
12. Earthquake												
13.1 Comprehensive (hospital and medical) ind (b)												
13.2 Comprehensive (hospital and medical) group (b)												
14. Credit A&H (Group and Individual)												
15.1 Vision Only (b)												
15.2 Dental Only (b)												
15.3 Disability Income (b)												
15.4 Medicare Supplement (b)												
15.5 Medicaid Title XIX (b)												
15.6 Medicare Title XVIII (b)												
15.7 Long-Term Care (b)												
15.8 Federal Employees Health Benefits Plan (b)												
15.9 Other Health (b)												
16. Workers' Compensation												
17.1 Other Liability - Occurrence	43,276	43,276				1,000	1,000				37,785	2
17.2 Other Liability - Claims-Made												
17.3 Excess Workers' Compensation												
18.1 Products Liability - Occurrence												
18.2 Products Liability - Claims-Made												
19.1 Private Passenger Auto No-Fault (Personal Injury Protection)												
19.2 Other Private Passenger Auto Liability												
19.3 Commercial Auto No-Fault (Personal Injury Protection)												
19.4 Other Commercial Auto Liability												
21.1 Private Passenger Auto Physical Damage												
21.2 Commercial Auto Physical Damage												
22. Aircraft (all perils)												
23. Fidelity												
24. Surety												
26. Burglary and Theft												
27. Boiler and Machinery												
28. Credit	19,306	19,306			12,130	13,130	1,000				3,650	1
29. International												
30. Warranty												
31. Reins nonproportional assumed property	XXX	XXX	XXX	XXX	XXX	XXX	XXX	XXX	XXX	XXX	XXX	XXX
32. Reins nonproportional assumed liability	XXX	XXX	XXX	XXX	XXX	XXX	XXX	XXX	XXX	XXX	XXX	XXX
33. Reins nonproportional assumed financial lines	XXX	XXX	XXX	XXX	XXX	XXX	XXX	XXX	XXX	XXX	XXX	XXX
34. Aggregate Write-Ins for Other Lines of Business												
35. Total (a)	1,039,490	1,007,631		70,620	242,115	53,415	88,300		(1,000)	3,000	821,697	177
DETAILS OF WRITE-INS												
3401.												
3402.												
3403.												
3498. Summary of remaining write-ins for Line 34 from overflow page												
3499. Totals (Lines 3401 thru 3403 plus 3498)(Line 34 above)												

(a) Finance and service charges not included in Lines 1 to 35 \$
 (b) For health business on indicated lines report: Number of persons insured under PPO managed care products and number of persons insured under indemnity only products

19 MA



ANNUAL STATEMENT FOR THE YEAR 2023 OF THE American National Lloyds Insurance Company

EXHIBIT OF PREMIUMS AND LOSSES (Statutory Page 14)

NAIC Group Code 0408

BUSINESS IN THE STATE OF Michigan

DURING THE YEAR 2023

NAIC Company Code 10043

Table with 12 columns: Line of Business, Gross Premiums (Direct Written, Direct Earned), Dividends Paid, Direct Unearned Premium Reserves, Direct Losses Paid, Direct Losses Incurred, Direct Losses Unpaid, Direct Defense and Cost Containment Expense Paid, Direct Defense and Cost Containment Expense Incurred, Direct Defense and Cost Containment Expense Unpaid, Commissions and Brokerage Expenses, Taxes, Licenses and Fees. Rows include Fire, Multiple Peril Crop, Federal Flood, Private Crop, Private Flood, Farmowners Multiple Peril, Homeowners Multiple Peril, Commercial Multiple Peril (Non-Liability Portion), Commercial Multiple Peril (Liability Portion), Mortgage Guaranty, Ocean Marine, Inland Marine, Financial Guaranty, Medical Professional Liability, Earthquake, Comprehensive (hospital and medical) ind (b), Comprehensive (hospital and medical) group (b), Credit A&H (Group and Individual), Vision Only (b), Dental Only (b), Disability Income (b), Medicare Supplement (b), Medicaid Title XIX (b), Medicare Title XVIII (b), Long-Term Care (b), Federal Employees Health Benefits Plan (b), Other Health (b), Workers' Compensation, Other Liability - Occurrence, Other Liability - Claims-Made, Excess Workers' Compensation, Products Liability - Occurrence, Products Liability - Claims-Made, Private Passenger Auto No-Fault (Personal Injury Protection), Other Private Passenger Auto Liability, Commercial Auto No-Fault (Personal Injury Protection), Other Commercial Auto Liability, Private Passenger Auto Physical Damage, Commercial Auto Physical Damage, Aircraft (all perils), Fidelity, Surety, Burglary and Theft, Boiler and Machinery, Credit, International, Warranty, Reins nonproportional assumed property, Reins nonproportional assumed liability, Reins nonproportional assumed financial lines, Aggregate Write-Ins for Other Lines of Business, Total (a), and DETAILS OF WRITE-INS (3401-3403, 3498, 3499).

19.MI

(a) Finance and service charges not included in Lines 1 to 35 \$
(b) For health business on indicated lines report: Number of persons insured under PPO managed care products and number of persons insured under indemnity only products



ANNUAL STATEMENT FOR THE YEAR 2023 OF THE American National Lloyds Insurance Company

EXHIBIT OF PREMIUMS AND LOSSES (Statutory Page 14)

NAIC Group Code 0408

BUSINESS IN THE STATE OF Minnesota

DURING THE YEAR 2023

NAIC Company Code 10043

Table with 12 columns: Line of Business, Direct Premiums Written, Direct Premiums Earned, Dividends Paid or Credited to Policyholders on Direct Business, Direct Unearned Premium Reserves, Direct Losses Paid (deducting salvage), Direct Losses Incurred, Direct Losses Unpaid, Direct Defense and Cost Containment Expense Paid, Direct Defense and Cost Containment Expense Incurred, Direct Defense and Cost Containment Expense Unpaid, Commissions and Brokerage Expenses, Taxes, Licenses and Fees. Rows include Fire, Multiple Peril Crop, Commercial Multiple Peril, etc.

(a) Finance and service charges not included in Lines 1 to 35 \$
(b) For health business on indicated lines report: Number of persons insured under PPO managed care products and number of persons insured under indemnity only products

19 JUN



ANNUAL STATEMENT FOR THE YEAR 2023 OF THE American National Lloyds Insurance Company

EXHIBIT OF PREMIUMS AND LOSSES (Statutory Page 14)

NAIC Group Code 0408

BUSINESS IN THE STATE OF Mississippi

DURING THE YEAR 2023

NAIC Company Code 10043

Table with 12 columns: Line of Business, Direct Premiums Written, Direct Premiums Earned, Dividends Paid or Credited to Policyholders on Direct Business, Direct Unearned Premium Reserves, Direct Losses Paid (deducting salvage), Direct Losses Incurred, Direct Losses Unpaid, Direct Defense and Cost Containment Expense Paid, Direct Defense and Cost Containment Expense Incurred, Direct Defense and Cost Containment Expense Unpaid, Commissions and Brokerage Expenses, Taxes, Licenses and Fees. Rows include Fire, Allied Lines, Multiple Peril Crop, Federal Flood, Private Crop, Private Flood, Farmowners Multiple Peril, Homeowners Multiple Peril, Commercial Multiple Peril (Non-Liability Portion), Commercial Multiple Peril (Liability Portion), Mortgage Guaranty, Ocean Marine, Inland Marine, Financial Guaranty, Medical Professional Liability - Occurrence, Medical Professional Liability - Claims-Made, Earthquake, Comprehensive (hospital and medical) ind (b), Comprehensive (hospital and medical) group (b), Credit A&H (Group and Individual), Vision Only (b), Dental Only (b), Disability Income (b), Medicare Supplement (b), Medicaid Title XIX (b), Medicare Title XVIII (b), Long-Term Care (b), Federal Employees Health Benefits Plan (b), Other Health (b), Workers' Compensation, Other Liability - Occurrence, Other Liability - Claims-Made, Excess Workers' Compensation, Products Liability - Occurrence, Products Liability - Claims-Made, Private Passenger Auto No-Fault (Personal Injury Protection), Other Private Passenger Auto Liability, Commercial Auto No-Fault (Personal Injury Protection), Other Commercial Auto Liability, Private Passenger Auto Physical Damage, Commercial Auto Physical Damage, Aircraft (all perils), Fidelity, Surety, Burglary and Theft, Boiler and Machinery, Credit, International, Warranty, Reins nonproportional assumed property, Reins nonproportional assumed liability, Reins nonproportional assumed financial lines, Aggregate Write-Ins for Other Lines of Business, Total (a), and DETAILS OF WRITE-INS (3401-3403, 3498, 3499).

(a) Finance and service charges not included in Lines 1 to 35 \$

(b) For health business on indicated lines report: Number of persons insured under PPO managed care products and number of persons insured under indemnity only products

19 MS



ANNUAL STATEMENT FOR THE YEAR 2023 OF THE American National Lloyds Insurance Company

EXHIBIT OF PREMIUMS AND LOSSES (Statutory Page 14)

NAIC Group Code 0408

BUSINESS IN THE STATE OF Missouri

DURING THE YEAR 2023

NAIC Company Code 10043

Table with 12 columns: Line of Business, Direct Premiums Written, Direct Premiums Earned, Dividends Paid or Credited to Policyholders on Direct Business, Direct Unearned Premium Reserves, Direct Losses Paid (deducting salvage), Direct Losses Incurred, Direct Losses Unpaid, Direct Defense and Cost Containment Expense Paid, Direct Defense and Cost Containment Expense Incurred, Direct Defense and Cost Containment Expense Unpaid, Commissions and Brokerage Expenses, Taxes, Licenses and Fees. Rows include Fire, Allied Lines, Multiple Peril Crop, Federal Flood, Private Crop, Private Flood, Farmowners Multiple Peril, Homeowners Multiple Peril, Commercial Multiple Peril (Non-Liability Portion), Commercial Multiple Peril (Liability Portion), Mortgage Guaranty, Ocean Marine, Inland Marine, Financial Guaranty, Medical Professional Liability - Occurrence, Medical Professional Liability - Claims-Made, Earthquake, Comprehensive (hospital and medical) ind (b), Comprehensive (hospital and medical) group (b), Credit A&H (Group and Individual), Vision Only (b), Dental Only (b), Disability Income (b), Medicare Supplement (b), Medicaid Title XIX (b), Medicare Title XVIII (b), Long-Term Care (b), Federal Employees Health Benefits Plan (b), Other Health (b), Workers' Compensation, Other Liability - Occurrence, Other Liability - Claims-Made, Excess Workers' Compensation, Products Liability - Occurrence, Products Liability - Claims-Made, Private Passenger Auto No-Fault (Personal Injury Protection), Other Private Passenger Auto Liability, Commercial Auto No-Fault (Personal Injury Protection), Other Commercial Auto Liability, Private Passenger Auto Physical Damage, Commercial Auto Physical Damage, Aircraft (all perils), Fidelity, Surety, Burglary and Theft, Boiler and Machinery, Credit, International, Warranty, Reins nonproportional assumed property, Reins nonproportional assumed liability, Reins nonproportional assumed financial lines, Aggregate Write-Ins for Other Lines of Business, Total (a), and DETAILS OF WRITE-INS (3401-3403, 3498, 3499).

19 MO

(a) Finance and service charges not included in Lines 1 to 35 \$
(b) For health business on indicated lines report: Number of persons insured under PPO managed care products and number of persons insured under indemnity only products



ANNUAL STATEMENT FOR THE YEAR 2023 OF THE American National Lloyds Insurance Company

EXHIBIT OF PREMIUMS AND LOSSES (Statutory Page 14)

NAIC Group Code 0408

BUSINESS IN THE STATE OF Montana

DURING THE YEAR 2023

NAIC Company Code 10043

Table with 12 columns: Line of Business, Direct Premiums Written, Direct Premiums Earned, Dividends Paid or Credited to Policyholders on Direct Business, Direct Unearned Premium Reserves, Direct Losses Paid (deducting salvage), Direct Losses Incurred, Direct Losses Unpaid, Direct Defense and Cost Containment Expense Paid, Direct Defense and Cost Containment Expense Incurred, Direct Defense and Cost Containment Expense Unpaid, Commissions and Brokerage Expenses, Taxes, Licenses and Fees. Rows include Fire, Multiple Peril Crop, Commercial Multiple Peril, etc.

(a) Finance and service charges not included in Lines 1 to 35 \$
(b) For health business on indicated lines report: Number of persons insured under PPO managed care products and number of persons insured under indemnity only products

19 MT



ANNUAL STATEMENT FOR THE YEAR 2023 OF THE American National Lloyds Insurance Company

EXHIBIT OF PREMIUMS AND LOSSES (Statutory Page 14)

NAIC Group Code 0408

BUSINESS IN THE STATE OF Nebraska

DURING THE YEAR 2023

NAIC Company Code 10043

Table with 12 columns: Line of Business, Direct Premiums Written, Direct Premiums Earned, Dividends Paid or Credited to Policyholders on Direct Business, Direct Unearned Premium Reserves, Direct Losses Paid (deducting salvage), Direct Losses Incurred, Direct Losses Unpaid, Direct Defense and Cost Containment Expense Paid, Direct Defense and Cost Containment Expense Incurred, Direct Defense and Cost Containment Expense Unpaid, Commissions and Brokerage Expenses, Taxes, Licenses and Fees. Rows include Fire, Allied Lines, Multiple Peril Crop, Federal Flood, Private Crop, Private Flood, Farmowners Multiple Peril, Homeowners Multiple Peril, Commercial Multiple Peril (Non-Liability Portion), Commercial Multiple Peril (Liability Portion), Mortgage Guaranty, Ocean Marine, Inland Marine, Financial Guaranty, Medical Professional Liability - Occurrence, Medical Professional Liability - Claims-Made, Earthquake, Comprehensive (hospital and medical) ind (b), Comprehensive (hospital and medical) group (b), Credit A&H (Group and Individual), Vision Only (b), Dental Only (b), Disability Income (b), Medicare Supplement (b), Medicaid Title XIX (b), Medicare Title XVIII (b), Long-Term Care (b), Federal Employees Health Benefits Plan (b), Other Health (b), Workers' Compensation, Other Liability - Occurrence, Other Liability - Claims-Made, Excess Workers' Compensation, Products Liability - Occurrence, Products Liability - Claims-Made, Private Passenger Auto No-Fault (Personal Injury Protection), Other Private Passenger Auto Liability, Commercial Auto No-Fault (Personal Injury Protection), Other Commercial Auto Liability, Private Passenger Auto Physical Damage, Commercial Auto Physical Damage, Aircraft (all perils), Fidelity, Surety, Burglary and Theft, Boiler and Machinery, Credit, International, Warranty, Reins nonproportional assumed property, Reins nonproportional assumed liability, Reins nonproportional assumed financial lines, Aggregate Write-Ins for Other Lines of Business, Total (a), and DETAILS OF WRITE-INS (3401-3403, 3498, 3499).

19 NIE

(a) Finance and service charges not included in Lines 1 to 35 \$ (b) For health business on indicated lines report: Number of persons insured under PPO managed care products and number of persons insured under indemnity only products



ANNUAL STATEMENT FOR THE YEAR 2023 OF THE American National Lloyds Insurance Company

EXHIBIT OF PREMIUMS AND LOSSES (Statutory Page 14)

NAIC Group Code 0408

BUSINESS IN THE STATE OF Nevada

DURING THE YEAR 2023

NAIC Company Code 10043

Table with 12 columns: Line of Business, Direct Premiums Written, Direct Premiums Earned, Dividends Paid or Credited to Policyholders on Direct Business, Direct Unearned Premium Reserves, Direct Losses Paid (deducting salvage), Direct Losses Incurred, Direct Losses Unpaid, Direct Defense and Cost Containment Expense Paid, Direct Defense and Cost Containment Expense Incurred, Direct Defense and Cost Containment Expense Unpaid, Commissions and Brokerage Expenses, Taxes, Licenses and Fees. Rows include Fire, Allied Lines, Multiple Peril Crop, Federal Flood, Private Crop, Private Flood, Farmowners Multiple Peril, Homeowners Multiple Peril, Commercial Multiple Peril (Non-Liability Portion), Commercial Multiple Peril (Liability Portion), Mortgage Guaranty, Ocean Marine, Inland Marine, Financial Guaranty, Medical Professional Liability - Occurrence, Medical Professional Liability - Claims-Made, Earthquake, Comprehensive (hospital and medical) ind (b), Comprehensive (hospital and medical) group (b), Credit A&H (Group and Individual), Vision Only (b), Dental Only (b), Disability Income (b), Medicare Supplement (b), Medicaid Title XIX (b), Medicare Title XVIII (b), Long-Term Care (b), Federal Employees Health Benefits Plan (b), Other Health (b), Workers' Compensation, Other Liability - Occurrence, Other Liability - Claims-Made, Excess Workers' Compensation, Products Liability - Occurrence, Products Liability - Claims-Made, Private Passenger Auto No-Fault (Personal Injury Protection), Other Private Passenger Auto Liability, Commercial Auto No-Fault (Personal Injury Protection), Other Commercial Auto Liability, Private Passenger Auto Physical Damage, Commercial Auto Physical Damage, Aircraft (all perils), Fidelity, Surety, Burglary and Theft, Boiler and Machinery, Credit, International, Warranty, Reins nonproportional assumed property, Reins nonproportional assumed liability, Reins nonproportional assumed financial lines, Aggregate Write-Ins for Other Lines of Business, Total (a), and DETAILS OF WRITE-INS (3401-3403, 3498, 3499).

19 NV

(a) Finance and service charges not included in Lines 1 to 35 \$
(b) For health business on indicated lines report: Number of persons insured under PPO managed care products and number of persons insured under indemnity only products



ANNUAL STATEMENT FOR THE YEAR 2023 OF THE American National Lloyds Insurance Company

EXHIBIT OF PREMIUMS AND LOSSES (Statutory Page 14)

NAIC Group Code 0408

BUSINESS IN THE STATE OF New Hampshire

DURING THE YEAR 2023

NAIC Company Code 10043

Table with 12 columns: Line of Business, Direct Premiums Written, Direct Premiums Earned, Dividends Paid or Credited to Policyholders on Direct Business, Direct Unearned Premium Reserves, Direct Losses Paid (deducting salvage), Direct Losses Incurred, Direct Losses Unpaid, Direct Defense and Cost Containment Expense Paid, Direct Defense and Cost Containment Expense Incurred, Direct Defense and Cost Containment Expense Unpaid, Commissions and Brokerage Expenses, Taxes, Licenses and Fees. Rows include Fire, Multiple Peril Crop, Federal Flood, Private Crop, Private Flood, Farmowners Multiple Peril, Homeowners Multiple Peril, Commercial Multiple Peril (Non-Liability Portion), Commercial Multiple Peril (Liability Portion), Mortgage Guaranty, Ocean Marine, Inland Marine, Financial Guaranty, Medical Professional Liability - Occurrence, Medical Professional Liability - Claims-Made, Earthquake, Comprehensive (hospital and medical) ind (b), Comprehensive (hospital and medical) group (b), Credit A&H (Group and Individual), Vision Only (b), Dental Only (b), Disability Income (b), Medicare Supplement (b), Medicaid Title XIX (b), Medicare Title XVIII (b), Long-Term Care (b), Federal Employees Health Benefits Plan (b), Other Health (b), Workers' Compensation, Other Liability - Occurrence, Other Liability - Claims-Made, Excess Workers' Compensation, Products Liability - Occurrence, Products Liability - Claims-Made, Private Passenger Auto No-Fault (Personal Injury Protection), Other Private Passenger Auto Liability, Commercial Auto No-Fault (Personal Injury Protection), Other Commercial Auto Liability, Private Passenger Auto Physical Damage, Commercial Auto Physical Damage, Aircraft (all perils), Fidelity, Surety, Burglary and Theft, Boiler and Machinery, Credit, International, Warranty, Reins nonproportional assumed property, Reins nonproportional assumed liability, Reins nonproportional assumed financial lines, Aggregate Write-Ins for Other Lines of Business, Total (a), and DETAILS OF WRITE-INS (3401-3403, 3498, 3499).

19 NH

(a) Finance and service charges not included in Lines 1 to 35 \$
(b) For health business on indicated lines report: Number of persons insured under PPO managed care products and number of persons insured under indemnity only products



ANNUAL STATEMENT FOR THE YEAR 2023 OF THE American National Lloyds Insurance Company

EXHIBIT OF PREMIUMS AND LOSSES (Statutory Page 14)

NAIC Group Code 0408

BUSINESS IN THE STATE OF New Jersey

DURING THE YEAR 2023

NAIC Company Code 10043

Line of Business	Gross Premiums, Including Policy and Membership Fees, Less Return Premiums and Premiums on Policies not Taken		3 Dividends Paid or Credited to Policyholders on Direct Business	4 Direct Unearned Premium Reserves	5 Direct Losses Paid (deducting salvage)	6 Direct Losses Incurred	7 Direct Losses Unpaid	8 Direct Defense and Cost Containment Expense Paid	9 Direct Defense and Cost Containment Expense Incurred	10 Direct Defense and Cost Containment Expense Unpaid	11 Commissions and Brokerage Expenses	12 Taxes, Licenses and Fees
	1 Direct Premiums Written	2 Direct Premiums Earned										
1. Fire												
2.1 Allied Lines	471,230	471,417		543	246,394	238,911	30,518			2,000	178,345	236
2.2 Multiple Peril Crop												
2.3 Federal Flood												
2.4 Private Crop												
2.5 Private Flood												
3. Farmowners Multiple Peril												
4. Homeowners Multiple Peril												
5.1 Commercial Multiple Peril (Non-Liability Portion)	2,632,970	1,996,604		732,230	320,611	678,616	437,005	316	316		1,257,434	1,290
5.2 Commercial Multiple Peril (Liability Portion)	184,778	151,922		42,380		116,000	121,000				115,200	46
6. Mortgage Guaranty												
8. Ocean Marine												
9. Inland Marine												
10. Financial Guaranty												
11.1 Medical Professional Liability - Occurrence												
11.2 Medical Professional Liability - Claims-Made												
12. Earthquake												
13.1 Comprehensive (hospital and medical) ind (b)												
13.2 Comprehensive (hospital and medical) group (b)												
14. Credit A&H (Group and Individual)												
15.1 Vision Only (b)												
15.2 Dental Only (b)												
15.3 Disability Income (b)												
15.4 Medicare Supplement (b)												
15.5 Medicaid Title XIX (b)												
15.6 Medicare Title XVIII (b)												
15.7 Long-Term Care (b)												
15.8 Federal Employees Health Benefits Plan (b)												
15.9 Other Health (b)												
16. Workers' Compensation												
17.1 Other Liability - Occurrence	467,568	467,568			214,088	210,088	18,000		(1,000)	2,000	173,991	348
17.2 Other Liability - Claims-Made												
17.3 Excess Workers' Compensation												
18.1 Products Liability - Occurrence												
18.2 Products Liability - Claims-Made												
19.1 Private Passenger Auto No-Fault (Personal Injury Protection)												
19.2 Other Private Passenger Auto Liability												
19.3 Commercial Auto No-Fault (Personal Injury Protection)												
19.4 Other Commercial Auto Liability												
21.1 Private Passenger Auto Physical Damage												
21.2 Commercial Auto Physical Damage												
22. Aircraft (all perils)												
23. Fidelity												
24. Surety												
26. Burglary and Theft												
27. Boiler and Machinery												
28. Credit	2,843	2,843									1,525	
29. International												
30. Warranty												
31. Reins nonproportional assumed property	XXX	XXX	XXX	XXX	XXX	XXX	XXX	XXX	XXX	XXX	XXX	XXX
32. Reins nonproportional assumed liability	XXX	XXX	XXX	XXX	XXX	XXX	XXX	XXX	XXX	XXX	XXX	XXX
33. Reins nonproportional assumed financial lines	XXX	XXX	XXX	XXX	XXX	XXX	XXX	XXX	XXX	XXX	XXX	XXX
34. Aggregate Write-Ins for Other Lines of Business												
35. Total (a)	3,759,389	3,090,354		775,153	781,093	1,243,615	606,523	316	(684)	4,000	1,726,495	1,920
DETAILS OF WRITE-INS												
3401.												
3402.												
3403.												
3498. Summary of remaining write-ins for Line 34 from overflow page												
3499. Totals (Lines 3401 thru 3403 plus 3498)(Line 34 above)												

(a) Finance and service charges not included in Lines 1 to 35 \$

(b) For health business on indicated lines report: Number of persons insured under PPO managed care products and number of persons insured under indemnity only products

19 NJ



ANNUAL STATEMENT FOR THE YEAR 2023 OF THE American National Lloyds Insurance Company

EXHIBIT OF PREMIUMS AND LOSSES (Statutory Page 14)

NAIC Group Code 0408

BUSINESS IN THE STATE OF New Mexico

DURING THE YEAR 2023

NAIC Company Code 10043

Table with 12 columns: Line of Business, Direct Premiums Written, Direct Premiums Earned, Dividends Paid or Credited to Policyholders on Direct Business, Direct Unearned Premium Reserves, Direct Losses Paid (deducting salvage), Direct Losses Incurred, Direct Losses Unpaid, Direct Defense and Cost Containment Expense Paid, Direct Defense and Cost Containment Expense Incurred, Direct Defense and Cost Containment Expense Unpaid, Commissions and Brokerage Expenses, Taxes, Licenses and Fees. Rows include Fire, Allied Lines, Multiple Peril Crop, Federal Flood, Private Crop, Private Flood, Farmowners Multiple Peril, Homeowners Multiple Peril, Commercial Multiple Peril (Non-Liability Portion), Commercial Multiple Peril (Liability Portion), Mortgage Guaranty, Ocean Marine, Inland Marine, Financial Guaranty, Medical Professional Liability - Occurrence, Medical Professional Liability - Claims-Made, Earthquake, Comprehensive (hospital and medical) ind (b), Comprehensive (hospital and medical) group (b), Credit A&H (Group and Individual), Vision Only (b), Dental Only (b), Disability Income (b), Medicare Supplement (b), Medicaid Title XIX (b), Medicare Title XVIII (b), Long-Term Care (b), Federal Employees Health Benefits Plan (b), Other Health (b), Workers' Compensation, Other Liability - Occurrence, Other Liability - Claims-Made, Excess Workers' Compensation, Products Liability - Occurrence, Products Liability - Claims-Made, Private Passenger Auto No-Fault (Personal Injury Protection), Other Private Passenger Auto Liability, Commercial Auto No-Fault (Personal Injury Protection), Other Commercial Auto Liability, Private Passenger Auto Physical Damage, Commercial Auto Physical Damage, Aircraft (all perils), Fidelity, Surety, Burglary and Theft, Boiler and Machinery, Credit, International, Warranty, Reins nonproportional assumed property, Reins nonproportional assumed liability, Reins nonproportional assumed financial lines, Aggregate Write-Ins for Other Lines of Business, Total (a), and DETAILS OF WRITE-INS (3401-3403, 3498, 3499).

(a) Finance and service charges not included in Lines 1 to 35 \$

(b) For health business on indicated lines report: Number of persons insured under PPO managed care products and number of persons insured under indemnity only products

19 NM



ANNUAL STATEMENT FOR THE YEAR 2023 OF THE American National Lloyds Insurance Company

EXHIBIT OF PREMIUMS AND LOSSES (Statutory Page 14)

NAIC Group Code 0408

BUSINESS IN THE STATE OF New York

DURING THE YEAR 2023

NAIC Company Code 10043

Table with 12 columns: Line of Business, Direct Premiums Written, Direct Premiums Earned, Dividends Paid or Credited to Policyholders on Direct Business, Direct Unearned Premium Reserves, Direct Losses Paid (deducting salvage), Direct Losses Incurred, Direct Losses Unpaid, Direct Defense and Cost Containment Expense Paid, Direct Defense and Cost Containment Expense Incurred, Direct Defense and Cost Containment Expense Unpaid, Commissions and Brokerage Expenses, Taxes, Licenses and Fees. Rows include Fire, Allied Lines, Multiple Peril Crop, Federal Flood, Private Crop, Private Flood, Farmowners Multiple Peril, Homeowners Multiple Peril, Commercial Multiple Peril (Non-Liability Portion), Commercial Multiple Peril (Liability Portion), Mortgage Guaranty, Ocean Marine, Inland Marine, Financial Guaranty, Medical Professional Liability - Occurrence, Medical Professional Liability - Claims-Made, Earthquake, Comprehensive (hospital and medical) ind (b), Comprehensive (hospital and medical) group (b), Credit A&H (Group and Individual), Vision Only (b), Dental Only (b), Disability Income (b), Medicare Supplement (b), Medicaid Title XIX (b), Medicare Title XVIII (b), Long-Term Care (b), Federal Employees Health Benefits Plan (b), Other Health (b), Workers' Compensation, Other Liability - Occurrence, Other Liability - Claims-Made, Excess Workers' Compensation, Products Liability - Occurrence, Products Liability - Claims-Made, Private Passenger Auto No-Fault (Personal Injury Protection), Other Private Passenger Auto Liability, Commercial Auto No-Fault (Personal Injury Protection), Other Commercial Auto Liability, Private Passenger Auto Physical Damage, Commercial Auto Physical Damage, Aircraft (all perils), Fidelity, Surety, Burglary and Theft, Boiler and Machinery, Credit, International, Warranty, Reins nonproportional assumed property, Reins nonproportional assumed liability, Reins nonproportional assumed financial lines, Aggregate Write-Ins for Other Lines of Business, Total (a), and DETAILS OF WRITE-INS (3401-3403, 3498, 3499).

19.NY

(a) Finance and service charges not included in Lines 1 to 35 \$ (b) For health business on indicated lines report: Number of persons insured under PPO managed care products and number of persons insured under indemnity only products



ANNUAL STATEMENT FOR THE YEAR 2023 OF THE American National Lloyds Insurance Company

EXHIBIT OF PREMIUMS AND LOSSES (Statutory Page 14)

NAIC Group Code 0408

BUSINESS IN THE STATE OF North Carolina

DURING THE YEAR 2023

NAIC Company Code 10043

Table with 12 columns: Line of Business, Direct Premiums Written, Direct Premiums Earned, Dividends Paid or Credited to Policyholders on Direct Business, Direct Unearned Premium Reserves, Direct Losses Paid (deducting salvage), Direct Losses Incurred, Direct Losses Unpaid, Direct Defense and Cost Containment Expense Paid, Direct Defense and Cost Containment Expense Incurred, Direct Defense and Cost Containment Expense Unpaid, Commissions and Brokerage Expenses, Taxes, Licenses and Fees. Rows include Fire, Multiple Peril Crop, Commercial Multiple Peril, etc.

(a) Finance and service charges not included in Lines 1 to 35 \$
(b) For health business on indicated lines report: Number of persons insured under PPO managed care products and number of persons insured under indemnity only products

19 NC



ANNUAL STATEMENT FOR THE YEAR 2023 OF THE American National Lloyds Insurance Company

EXHIBIT OF PREMIUMS AND LOSSES (Statutory Page 14)

NAIC Group Code 0408

BUSINESS IN THE STATE OF North Dakota

DURING THE YEAR 2023

NAIC Company Code 10043

Table with 12 columns: Line of Business, Direct Premiums Written, Direct Premiums Earned, Dividends Paid or Credited to Policyholders on Direct Business, Direct Unearned Premium Reserves, Direct Losses Paid (deducting salvage), Direct Losses Incurred, Direct Losses Unpaid, Direct Defense and Cost Containment Expense Paid, Direct Defense and Cost Containment Expense Incurred, Direct Defense and Cost Containment Expense Unpaid, Commissions and Brokerage Expenses, Taxes, Licenses and Fees. Rows include Fire, Allied Lines, Multiple Peril Crop, Federal Flood, Private Crop, Private Flood, Farmowners Multiple Peril, Homeowners Multiple Peril, Commercial Multiple Peril (Non-Liability Portion), Commercial Multiple Peril (Liability Portion), Mortgage Guaranty, Ocean Marine, Inland Marine, Financial Guaranty, Medical Professional Liability - Occurrence, Medical Professional Liability - Claims-Made, Earthquake, Comprehensive (hospital and medical) ind (b), Comprehensive (hospital and medical) group (b), Credit A&H (Group and Individual), Vision Only (b), Dental Only (b), Disability Income (b), Medicare Supplement (b), Medicaid Title XIX (b), Medicare Title XVIII (b), Long-Term Care (b), Federal Employees Health Benefits Plan (b), Other Health (b), Workers' Compensation, Other Liability - Occurrence, Other Liability - Claims-Made, Excess Workers' Compensation, Products Liability - Occurrence, Products Liability - Claims-Made, Private Passenger Auto No-Fault (Personal Injury Protection), Other Private Passenger Auto Liability, Commercial Auto No-Fault (Personal Injury Protection), Other Commercial Auto Liability, Private Passenger Auto Physical Damage, Commercial Auto Physical Damage, Aircraft (all perils), Fidelity, Surety, Burglary and Theft, Boiler and Machinery, Credit, International, Warranty, Reins nonproportional assumed property, Reins nonproportional assumed liability, Reins nonproportional assumed financial lines, Aggregate Write-Ins for Other Lines of Business, Total (a), and DETAILS OF WRITE-INS (3401-3403, 3498, 3499).

19 ND

(a) Finance and service charges not included in Lines 1 to 35 \$
(b) For health business on indicated lines report: Number of persons insured under PPO managed care products and number of persons insured under indemnity only products



ANNUAL STATEMENT FOR THE YEAR 2023 OF THE American National Lloyds Insurance Company

EXHIBIT OF PREMIUMS AND LOSSES (Statutory Page 14)

NAIC Group Code 0408

BUSINESS IN THE STATE OF Ohio

DURING THE YEAR 2023

NAIC Company Code 10043

Table with 12 columns: Line of Business, Direct Premiums Written, Direct Premiums Earned, Dividends Paid or Credited to Policyholders on Direct Business, Direct Unearned Premium Reserves, Direct Losses Paid (deducting salvage), Direct Losses Incurred, Direct Losses Unpaid, Direct Defense and Cost Containment Expense Paid, Direct Defense and Cost Containment Expense Incurred, Direct Defense and Cost Containment Expense Unpaid, Commissions and Brokerage Expenses, Taxes, Licenses and Fees. Rows include Fire, Multiple Peril Crop, Commercial Multiple Peril, etc.

(a) Finance and service charges not included in Lines 1 to 35 \$
(b) For health business on indicated lines report: Number of persons insured under PPO managed care products and number of persons insured under indemnity only products

19 OH



ANNUAL STATEMENT FOR THE YEAR 2023 OF THE American National Lloyds Insurance Company

EXHIBIT OF PREMIUMS AND LOSSES (Statutory Page 14)

NAIC Group Code 0408

BUSINESS IN THE STATE OF Oklahoma

DURING THE YEAR 2023

NAIC Company Code 10043

Table with 12 columns: Line of Business, Direct Premiums Written, Direct Premiums Earned, Dividends Paid or Credited to Policyholders on Direct Business, Direct Unearned Premium Reserves, Direct Losses Paid (deducting salvage), Direct Losses Incurred, Direct Losses Unpaid, Direct Defense and Cost Containment Expense Paid, Direct Defense and Cost Containment Expense Incurred, Direct Defense and Cost Containment Expense Unpaid, Commissions and Brokerage Expenses, Taxes, Licenses and Fees. Rows include various insurance categories like Fire, Multiple Peril Crop, Commercial Multiple Peril, etc.

(a) Finance and service charges not included in Lines 1 to 35 \$

(b) For health business on indicated lines report: Number of persons insured under PPO managed care products and number of persons insured under indemnity only products

19 OK



ANNUAL STATEMENT FOR THE YEAR 2023 OF THE American National Lloyds Insurance Company

EXHIBIT OF PREMIUMS AND LOSSES (Statutory Page 14)

NAIC Group Code 0408

BUSINESS IN THE STATE OF Oregon

DURING THE YEAR 2023

NAIC Company Code 10043

Table with 12 columns: Line of Business, Direct Premiums Written, Direct Premiums Earned, Dividends Paid or Credited to Policyholders on Direct Business, Direct Unearned Premium Reserves, Direct Losses Paid (deducting salvage), Direct Losses Incurred, Direct Losses Unpaid, Direct Defense and Cost Containment Expense Paid, Direct Defense and Cost Containment Expense Incurred, Direct Defense and Cost Containment Expense Unpaid, Commissions and Brokerage Expenses, Taxes, Licenses and Fees. Rows include Fire, Allied Lines, Multiple Peril Crop, Federal Flood, Private Crop, Private Flood, Farmowners Multiple Peril, Homeowners Multiple Peril, Commercial Multiple Peril (Non-Liability Portion), Commercial Multiple Peril (Liability Portion), Mortgage Guaranty, Ocean Marine, Inland Marine, Financial Guaranty, Medical Professional Liability - Occurrence, Medical Professional Liability - Claims-Made, Earthquake, Comprehensive (hospital and medical) ind (b), Comprehensive (hospital and medical) group (b), Credit A&H (Group and Individual), Vision Only (b), Dental Only (b), Disability Income (b), Medicare Supplement (b), Medicaid Title XIX (b), Medicare Title XVIII (b), Long-Term Care (b), Federal Employees Health Benefits Plan (b), Other Health (b), Workers' Compensation, Other Liability - Occurrence, Other Liability - Claims-Made, Excess Workers' Compensation, Products Liability - Occurrence, Products Liability - Claims-Made, Private Passenger Auto No-Fault (Personal Injury Protection), Other Private Passenger Auto Liability, Commercial Auto No-Fault (Personal Injury Protection), Other Commercial Auto Liability, Private Passenger Auto Physical Damage, Commercial Auto Physical Damage, Aircraft (all perils), Fidelity, Surety, Burglary and Theft, Boiler and Machinery, Credit, International, Warranty, Reins nonproportional assumed property, Reins nonproportional assumed liability, Reins nonproportional assumed financial lines, Aggregate Write-Ins for Other Lines of Business, Total (a), DETAILS OF WRITE-INS, 3401, 3402, 3403, 3498 Summary of remaining write-ins for Line 34 from overflow page, 3499 Totals (Lines 3401 thru 3403 plus 3498)(Line 34 above).

19 OR

(a) Finance and service charges not included in Lines 1 to 35 \$ (b) For health business on indicated lines report: Number of persons insured under PPO managed care products and number of persons insured under indemnity only products



ANNUAL STATEMENT FOR THE YEAR 2023 OF THE American National Lloyds Insurance Company

EXHIBIT OF PREMIUMS AND LOSSES (Statutory Page 14)

NAIC Group Code 0408

BUSINESS IN THE STATE OF Pennsylvania

DURING THE YEAR 2023

NAIC Company Code 10043

Table with 12 columns: Line of Business, Direct Premiums Written, Direct Premiums Earned, Dividends Paid or Credited to Policyholders on Direct Business, Direct Unearned Premium Reserves, Direct Losses Paid (deducting salvage), Direct Losses Incurred, Direct Losses Unpaid, Direct Defense and Cost Containment Expense Paid, Direct Defense and Cost Containment Expense Incurred, Direct Defense and Cost Containment Expense Unpaid, Commissions and Brokerage Expenses, Taxes, Licenses and Fees. Rows include Fire, Allied Lines, Multiple Peril Crop, Federal Flood, Private Crop, Private Flood, Farmowners Multiple Peril, Homeowners Multiple Peril, Commercial Multiple Peril (Non-Liability Portion), Commercial Multiple Peril (Liability Portion), Mortgage Guaranty, Ocean Marine, Inland Marine, Financial Guaranty, Medical Professional Liability - Occurrence, Medical Professional Liability - Claims-Made, Earthquake, Comprehensive (hospital and medical) ind (b), Comprehensive (hospital and medical) group (b), Credit A&H (Group and Individual), Vision Only (b), Dental Only (b), Disability Income (b), Medicare Supplement (b), Medicaid Title XIX (b), Medicare Title XVIII (b), Long-Term Care (b), Federal Employees Health Benefits Plan (b), Other Health (b), Workers' Compensation, Other Liability - Occurrence, Other Liability - Claims-Made, Excess Workers' Compensation, Products Liability - Occurrence, Products Liability - Claims-Made, Private Passenger Auto No-Fault (Personal Injury Protection), Other Private Passenger Auto Liability, Commercial Auto No-Fault (Personal Injury Protection), Other Commercial Auto Liability, Private Passenger Auto Physical Damage, Commercial Auto Physical Damage, Aircraft (all perils), Fidelity, Surety, Burglary and Theft, Boiler and Machinery, Credit, International, Warranty, Reins nonproportional assumed property, Reins nonproportional assumed liability, Reins nonproportional assumed financial lines, Aggregate Write-Ins for Other Lines of Business, Total (a), and DETAILS OF WRITE-INS (3401-3403, 3498, 3499).

19.PA

(a) Finance and service charges not included in Lines 1 to 35 \$
(b) For health business on indicated lines report: Number of persons insured under PPO managed care products and number of persons insured under indemnity only products



ANNUAL STATEMENT FOR THE YEAR 2023 OF THE American National Lloyds Insurance Company

EXHIBIT OF PREMIUMS AND LOSSES (Statutory Page 14)

NAIC Group Code 0408

BUSINESS IN THE STATE OF Rhode Island

DURING THE YEAR 2023

NAIC Company Code 10043

Line of Business	Gross Premiums, Including Policy and Membership Fees, Less Return Premiums and Premiums on Policies not Taken		3 Dividends Paid or Credited to Policyholders on Direct Business	4 Direct Unearned Premium Reserves	5 Direct Losses Paid (deducting salvage)	6 Direct Losses Incurred	7 Direct Losses Unpaid	8 Direct Defense and Cost Containment Expense Paid	9 Direct Defense and Cost Containment Expense Incurred	10 Direct Defense and Cost Containment Expense Unpaid	11 Commissions and Brokerage Expenses	12 Taxes, Licenses and Fees
	1 Direct Premiums Written	2 Direct Premiums Earned										
1. Fire												
2.1 Allied Lines	99,810	99,810			8,267	11,267	3,000				78,134	1
2.2 Multiple Peril Crop												
2.3 Federal Flood												
2.4 Private Crop												
2.5 Private Flood												
3. Farmowners Multiple Peril												
4. Homeowners Multiple Peril												
5.1 Commercial Multiple Peril (Non-Liability Portion)	56,827	18,942		37,885		4,000	4,000				22,968	101
5.2 Commercial Multiple Peril (Liability Portion)												
6. Mortgage Guaranty												
8. Ocean Marine												
9. Inland Marine												
10. Financial Guaranty												
11.1 Medical Professional Liability - Occurrence												
11.2 Medical Professional Liability - Claims-Made												
12. Earthquake												
13.1 Comprehensive (hospital and medical) ind (b)												
13.2 Comprehensive (hospital and medical) group (b)												
14. Credit A&H (Group and Individual)												
15.1 Vision Only (b)												
15.2 Dental Only (b)												
15.3 Disability Income (b)												
15.4 Medicare Supplement (b)												
15.5 Medicaid Title XIX (b)												
15.6 Medicare Title XVIII (b)												
15.7 Long-Term Care (b)												
15.8 Federal Employees Health Benefits Plan (b)												
15.9 Other Health (b)												
16. Workers' Compensation												
17.1 Other Liability - Occurrence												
17.2 Other Liability - Claims-Made												
17.3 Excess Workers' Compensation												
18.1 Products Liability - Occurrence												
18.2 Products Liability - Claims-Made												
19.1 Private Passenger Auto No-Fault (Personal Injury Protection)												
19.2 Other Private Passenger Auto Liability												
19.3 Commercial Auto No-Fault (Personal Injury Protection)												
19.4 Other Commercial Auto Liability												
21.1 Private Passenger Auto Physical Damage												
21.2 Commercial Auto Physical Damage												
22. Aircraft (all perils)												
23. Fidelity												
24. Surety												
26. Burglary and Theft												
27. Boiler and Machinery												
28. Credit	1,954	1,954									752	
29. International												
30. Warranty												
31. Reins nonproportional assumed property	XXX	XXX	XXX	XXX	XXX	XXX	XXX	XXX	XXX	XXX	XXX	XXX
32. Reins nonproportional assumed liability	XXX	XXX	XXX	XXX	XXX	XXX	XXX	XXX	XXX	XXX	XXX	XXX
33. Reins nonproportional assumed financial lines	XXX	XXX	XXX	XXX	XXX	XXX	XXX	XXX	XXX	XXX	XXX	XXX
34. Aggregate Write-Ins for Other Lines of Business												
35. Total (a)	158,591	120,706		37,885	8,267	15,267	7,000				101,854	102
DETAILS OF WRITE-INS												
3401.												
3402.												
3403.												
3498. Summary of remaining write-ins for Line 34 from overflow page												
3499. Totals (Lines 3401 thru 3403 plus 3498)(Line 34 above)												

(a) Finance and service charges not included in Lines 1 to 35 \$

(b) For health business on indicated lines report: Number of persons insured under PPO managed care products and number of persons insured under indemnity only products

19.RI



ANNUAL STATEMENT FOR THE YEAR 2023 OF THE American National Lloyds Insurance Company

EXHIBIT OF PREMIUMS AND LOSSES (Statutory Page 14)

NAIC Group Code 0408

BUSINESS IN THE STATE OF South Carolina

DURING THE YEAR 2023

NAIC Company Code 10043

Table with 12 columns: Line of Business, Direct Premiums Written, Direct Premiums Earned, Dividends Paid or Credited to Policyholders on Direct Business, Direct Unearned Premium Reserves, Direct Losses Paid (deducting salvage), Direct Losses Incurred, Direct Losses Unpaid, Direct Defense and Cost Containment Expense Paid, Direct Defense and Cost Containment Expense Incurred, Direct Defense and Cost Containment Expense Unpaid, Commissions and Brokerage Expenses, Taxes, Licenses and Fees. Rows include Fire, Commercial Multiple Peril, Medical Professional Liability, Workers' Compensation, and various Auto products.

(a) Finance and service charges not included in Lines 1 to 35 \$
(b) For health business on indicated lines report: Number of persons insured under PPO managed care products and number of persons insured under indemnity only products

19 SC



ANNUAL STATEMENT FOR THE YEAR 2023 OF THE American National Lloyds Insurance Company

EXHIBIT OF PREMIUMS AND LOSSES (Statutory Page 14)

NAIC Group Code 0408

BUSINESS IN THE STATE OF South Dakota

DURING THE YEAR 2023

NAIC Company Code 10043

Table with 12 columns: Line of Business, Direct Premiums Written, Direct Premiums Earned, Dividends Paid or Credited to Policyholders on Direct Business, Direct Unearned Premium Reserves, Direct Losses Paid (deducting salvage), Direct Losses Incurred, Direct Losses Unpaid, Direct Defense and Cost Containment Expense Paid, Direct Defense and Cost Containment Expense Incurred, Direct Defense and Cost Containment Expense Unpaid, Commissions and Brokerage Expenses, Taxes, Licenses and Fees. Rows include various insurance categories like Fire, Commercial Multiple Peril, and Total (a).

(a) Finance and service charges not included in Lines 1 to 35 \$
(b) For health business on indicated lines report: Number of persons insured under PPO managed care products and number of persons insured under indemnity only products

19 SD



ANNUAL STATEMENT FOR THE YEAR 2023 OF THE American National Lloyds Insurance Company

EXHIBIT OF PREMIUMS AND LOSSES (Statutory Page 14)

NAIC Group Code 0408

BUSINESS IN THE STATE OF Tennessee

DURING THE YEAR 2023

NAIC Company Code 10043

Table with 12 columns: Line of Business, Direct Premiums Written, Direct Premiums Earned, Dividends Paid or Credited to Policyholders on Direct Business, Direct Unearned Premium Reserves, Direct Losses Paid (deducting salvage), Direct Losses Incurred, Direct Losses Unpaid, Direct Defense and Cost Containment Expense Paid, Direct Defense and Cost Containment Expense Incurred, Direct Defense and Cost Containment Expense Unpaid, Commissions and Brokerage Expenses, Taxes, Licenses and Fees. Rows include various insurance lines like Fire, Commercial Multiple Peril, and Total (a).

(a) Finance and service charges not included in Lines 1 to 35 \$

(b) For health business on indicated lines report: Number of persons insured under PPO managed care products and number of persons insured under indemnity only products

19.TN



ANNUAL STATEMENT FOR THE YEAR 2023 OF THE American National Lloyds Insurance Company

EXHIBIT OF PREMIUMS AND LOSSES (Statutory Page 14)

NAIC Group Code 0408

BUSINESS IN THE STATE OF Texas

DURING THE YEAR 2023

NAIC Company Code 10043

Table with 12 columns: Line of Business, Direct Premiums Written, Direct Premiums Earned, Dividends Paid or Credited to Policyholders on Direct Business, Direct Unearned Premium Reserves, Direct Losses Paid (deducting salvage), Direct Losses Incurred, Direct Losses Unpaid, Direct Defense and Cost Containment Expense Paid, Direct Defense and Cost Containment Expense Incurred, Direct Defense and Cost Containment Expense Unpaid, Commissions and Brokerage Expenses, Taxes, Licenses and Fees. Rows include Fire, Allied Lines, Multiple Peril Crop, Federal Flood, Private Crop, Private Flood, Farmowners Multiple Peril, Homeowners Multiple Peril, Commercial Multiple Peril (Non-Liability Portion), Commercial Multiple Peril (Liability Portion), Mortgage Guaranty, Ocean Marine, Inland Marine, Financial Guaranty, Medical Professional Liability, Earthquake, Comprehensive (hospital and medical) ind (b), Comprehensive (hospital and medical) group (b), Credit A&H (Group and Individual), Vision Only (b), Dental Only (b), Disability Income (b), Medicare Supplement (b), Medicaid Title XIX (b), Medicare Title XVIII (b), Long-Term Care (b), Federal Employees Health Benefits Plan (b), Other Health (b), Workers' Compensation, Other Liability - Occurrence, Other Liability - Claims-Made, Excess Workers' Compensation, Products Liability - Occurrence, Products Liability - Claims-Made, Private Passenger Auto No-Fault (Personal Injury Protection), Other Private Passenger Auto Liability, Commercial Auto No-Fault (Personal Injury Protection), Other Commercial Auto Liability, Private Passenger Auto Physical Damage, Commercial Auto Physical Damage, Aircraft (all perils), Fidelity, Surety, Burglary and Theft, Boiler and Machinery, Credit, International, Warranty, Reins nonproportional assumed property, Reins nonproportional assumed liability, Reins nonproportional assumed financial lines, Aggregate Write-Ins for Other Lines of Business, Total (a), and DETAILS OF WRITE-INS (3401-3403, 3498, 3499).

(a) Finance and service charges not included in Lines 1 to 35 \$ 22,130

(b) For health business on indicated lines report: Number of persons insured under PPO managed care products and number of persons insured under indemnity only products

19.TX



ANNUAL STATEMENT FOR THE YEAR 2023 OF THE American National Lloyds Insurance Company

EXHIBIT OF PREMIUMS AND LOSSES (Statutory Page 14)

NAIC Group Code 0408

BUSINESS IN THE STATE OF Utah

DURING THE YEAR 2023

NAIC Company Code 10043

Line of Business	Gross Premiums, Including Policy and Membership Fees, Less Return Premiums and Premiums on Policies not Taken		3 Dividends Paid or Credited to Policyholders on Direct Business	4 Direct Unearned Premium Reserves	5 Direct Losses Paid (deducting salvage)	6 Direct Losses Incurred	7 Direct Losses Unpaid	8 Direct Defense and Cost Containment Expense Paid	9 Direct Defense and Cost Containment Expense Incurred	10 Direct Defense and Cost Containment Expense Unpaid	11 Commissions and Brokerage Expenses	12 Taxes, Licenses and Fees
	1 Direct Premiums Written	2 Direct Premiums Earned										
1. Fire												
2.1 Allied Lines	533,793	533,793			119,360	62,728	20,000			2,000	403,285	9
2.2 Multiple Peril Crop												
2.3 Federal Flood												
2.4 Private Crop												
2.5 Private Flood												
3. Farmowners Multiple Peril												
4. Homeowners Multiple Peril												
5.1 Commercial Multiple Peril (Non-Liability Portion)	55,449	24,465		36,966	1,000		5,000				28,527	1,026
5.2 Commercial Multiple Peril (Liability Portion)	5,900	1,976		3,933							2,719	
6. Mortgage Guaranty												
8. Ocean Marine												
9. Inland Marine												
10. Financial Guaranty												
11.1 Medical Professional Liability - Occurrence												
11.2 Medical Professional Liability - Claims-Made												
12. Earthquake												
13.1 Comprehensive (hospital and medical) ind (b)												
13.2 Comprehensive (hospital and medical) group (b)												
14. Credit A&H (Group and Individual)												
15.1 Vision Only (b)												
15.2 Dental Only (b)												
15.3 Disability Income (b)												
15.4 Medicare Supplement (b)												
15.5 Medicaid Title XIX (b)												
15.6 Medicare Title XVIII (b)												
15.7 Long-Term Care (b)												
15.8 Federal Employees Health Benefits Plan (b)												
15.9 Other Health (b)												
16. Workers' Compensation												
17.1 Other Liability - Occurrence	2,021	2,021									1,628	
17.2 Other Liability - Claims-Made												
17.3 Excess Workers' Compensation												
18.1 Products Liability - Occurrence												
18.2 Products Liability - Claims-Made												
19.1 Private Passenger Auto No-Fault (Personal Injury Protection)												
19.2 Other Private Passenger Auto Liability												
19.3 Commercial Auto No-Fault (Personal Injury Protection)												
19.4 Other Commercial Auto Liability												
21.1 Private Passenger Auto Physical Damage												
21.2 Commercial Auto Physical Damage												
22. Aircraft (all perils)												
23. Fidelity												
24. Surety												
26. Burglary and Theft												
27. Boiler and Machinery												
28. Credit	926,590	926,590			1,234,651	1,193,992	140,236				(263,764)	44
29. International												
30. Warranty												
31. Reins nonproportional assumed property	XXX	XXX	XXX	XXX	XXX	XXX	XXX	XXX	XXX	XXX	XXX	XXX
32. Reins nonproportional assumed liability	XXX	XXX	XXX	XXX	XXX	XXX	XXX	XXX	XXX	XXX	XXX	XXX
33. Reins nonproportional assumed financial lines	XXX	XXX	XXX	XXX	XXX	XXX	XXX	XXX	XXX	XXX	XXX	XXX
34. Aggregate Write-Ins for Other Lines of Business												
35. Total (a)	1,523,753	1,488,845		40,899	1,354,011	1,257,720	165,236			2,000	172,395	1,079
DETAILS OF WRITE-INS												
3401.												
3402.												
3403.												
3498. Summary of remaining write-ins for Line 34 from overflow page												
3499. Totals (Lines 3401 thru 3403 plus 3498)(Line 34 above)												

(a) Finance and service charges not included in Lines 1 to 35 \$

(b) For health business on indicated lines report: Number of persons insured under PPO managed care products and number of persons insured under indemnity only products

19 UT



ANNUAL STATEMENT FOR THE YEAR 2023 OF THE American National Lloyds Insurance Company

EXHIBIT OF PREMIUMS AND LOSSES (Statutory Page 14)

NAIC Group Code 0408

BUSINESS IN THE STATE OF Vermont

DURING THE YEAR 2023

NAIC Company Code 10043

Line of Business	Gross Premiums, Including Policy and Membership Fees, Less Return Premiums and Premiums on Policies not Taken		3 Dividends Paid or Credited to Policyholders on Direct Business	4 Direct Unearned Premium Reserves	5 Direct Losses Paid (deducting salvage)	6 Direct Losses Incurred	7 Direct Losses Unpaid	8 Direct Defense and Cost Containment Expense Paid	9 Direct Defense and Cost Containment Expense Incurred	10 Direct Defense and Cost Containment Expense Unpaid	11 Commissions and Brokerage Expenses	12 Taxes, Licenses and Fees
	1 Direct Premiums Written	2 Direct Premiums Earned										
1. Fire												
2.1 Allied Lines												
2.2 Multiple Peril Crop												
2.3 Federal Flood												
2.4 Private Crop												
2.5 Private Flood												
3. Farmowners Multiple Peril												
4. Homeowners Multiple Peril												
5.1 Commercial Multiple Peril (Non-Liability Portion)											303	
5.2 Commercial Multiple Peril (Liability Portion)											12	
6. Mortgage Guaranty												
8. Ocean Marine												
9. Inland Marine												
10. Financial Guaranty												
11.1 Medical Professional Liability - Occurrence												
11.2 Medical Professional Liability - Claims-Made												
12. Earthquake												
13.1 Comprehensive (hospital and medical) ind (b)												
13.2 Comprehensive (hospital and medical) group (b)												
14. Credit A&H (Group and Individual)												
15.1 Vision Only (b)												
15.2 Dental Only (b)												
15.3 Disability Income (b)												
15.4 Medicare Supplement (b)												
15.5 Medicaid Title XIX (b)												
15.6 Medicare Title XVIII (b)												
15.7 Long-Term Care (b)												
15.8 Federal Employees Health Benefits Plan (b)												
15.9 Other Health (b)												
16. Workers' Compensation												
17.1 Other Liability - Occurrence												
17.2 Other Liability - Claims-Made												
17.3 Excess Workers' Compensation												
18.1 Products Liability - Occurrence												
18.2 Products Liability - Claims-Made												
19.1 Private Passenger Auto No-Fault (Personal Injury Protection)												
19.2 Other Private Passenger Auto Liability												
19.3 Commercial Auto No-Fault (Personal Injury Protection)												
19.4 Other Commercial Auto Liability												
21.1 Private Passenger Auto Physical Damage												
21.2 Commercial Auto Physical Damage												
22. Aircraft (all perils)												
23. Fidelity												
24. Surety												
26. Burglary and Theft												
27. Boiler and Machinery												
28. Credit	35,098	35,098				3,000	3,000				23,477	2
29. International												
30. Warranty												
31. Reins nonproportional assumed property	XXX	XXX	XXX	XXX	XXX	XXX	XXX	XXX	XXX	XXX	XXX	XXX
32. Reins nonproportional assumed liability	XXX	XXX	XXX	XXX	XXX	XXX	XXX	XXX	XXX	XXX	XXX	XXX
33. Reins nonproportional assumed financial lines	XXX	XXX	XXX	XXX	XXX	XXX	XXX	XXX	XXX	XXX	XXX	XXX
34. Aggregate Write-Ins for Other Lines of Business												
35. Total (a)	35,098	35,098				3,000	3,000				23,792	2
DETAILS OF WRITE-INS												
3401.												
3402.												
3403.												
3498. Summary of remaining write-ins for Line 34 from overflow page												
3499. Totals (Lines 3401 thru 3403 plus 3498)(Line 34 above)												

(a) Finance and service charges not included in Lines 1 to 35 \$

(b) For health business on indicated lines report: Number of persons insured under PPO managed care products and number of persons insured under indemnity only products

19.VT



ANNUAL STATEMENT FOR THE YEAR 2023 OF THE American National Lloyds Insurance Company

EXHIBIT OF PREMIUMS AND LOSSES (Statutory Page 14)

NAIC Group Code 0408

BUSINESS IN THE STATE OF Virginia

DURING THE YEAR 2023

NAIC Company Code 10043

Line of Business	Gross Premiums, Including Policy and Membership Fees, Less Return Premiums and Premiums on Policies not Taken		3 Dividends Paid or Credited to Policyholders on Direct Business	4 Direct Unearned Premium Reserves	5 Direct Losses Paid (deducting salvage)	6 Direct Losses Incurred	7 Direct Losses Unpaid	8 Direct Defense and Cost Containment Expense Paid	9 Direct Defense and Cost Containment Expense Incurred	10 Direct Defense and Cost Containment Expense Unpaid	11 Commissions and Brokerage Expenses	12 Taxes, Licenses and Fees
	1 Direct Premiums Written	2 Direct Premiums Earned										
1. Fire												
2.1 Allied Lines	559,588	559,523		89	130,219	140,121	133,903			2,000	343,588	9
2.2 Multiple Peril Crop												
2.3 Federal Flood												
2.4 Private Crop												
2.5 Private Flood												
3. Farmowners Multiple Peril												
4. Homeowners Multiple Peril												
5.1 Commercial Multiple Peril (Non-Liability Portion)	131,211	95,374		43,937		12,000	14,000				60,792	3
5.2 Commercial Multiple Peril (Liability Portion)	10,780	6,434		4,500							4,481	1
6. Mortgage Guaranty												
8. Ocean Marine												
9. Inland Marine												
10. Financial Guaranty												
11.1 Medical Professional Liability - Occurrence												
11.2 Medical Professional Liability - Claims-Made												
12. Earthquake												
13.1 Comprehensive (hospital and medical) ind (b)												
13.2 Comprehensive (hospital and medical) group (b)												
14. Credit A&H (Group and Individual)												
15.1 Vision Only (b)												
15.2 Dental Only (b)												
15.3 Disability Income (b)												
15.4 Medicare Supplement (b)												
15.5 Medicaid Title XIX (b)												
15.6 Medicare Title XVIII (b)												
15.7 Long-Term Care (b)												
15.8 Federal Employees Health Benefits Plan (b)												
15.9 Other Health (b)												
16. Workers' Compensation												
17.1 Other Liability - Occurrence	775,179	775,179			199,033	243,533	76,000			2,000	484,830	17
17.2 Other Liability - Claims-Made												
17.3 Excess Workers' Compensation												
18.1 Products Liability - Occurrence												
18.2 Products Liability - Claims-Made												
19.1 Private Passenger Auto No-Fault (Personal Injury Protection)												
19.2 Other Private Passenger Auto Liability												
19.3 Commercial Auto No-Fault (Personal Injury Protection)												
19.4 Other Commercial Auto Liability												
21.1 Private Passenger Auto Physical Damage												
21.2 Commercial Auto Physical Damage												
22. Aircraft (all perils)												
23. Fidelity												
24. Surety												
26. Burglary and Theft												
27. Boiler and Machinery												
28. Credit	5,831,614	5,831,614			2,996,067	2,964,390	830,690				1,676,404	267
29. International												
30. Warranty												
31. Reins nonproportional assumed property	XXX	XXX	XXX	XXX	XXX	XXX	XXX	XXX	XXX	XXX	XXX	XXX
32. Reins nonproportional assumed liability	XXX	XXX	XXX	XXX	XXX	XXX	XXX	XXX	XXX	XXX	XXX	XXX
33. Reins nonproportional assumed financial lines	XXX	XXX	XXX	XXX	XXX	XXX	XXX	XXX	XXX	XXX	XXX	XXX
34. Aggregate Write-Ins for Other Lines of Business												
35. Total (a)	7,308,372	7,268,124		48,526	3,325,319	3,360,044	1,054,593			4,000	2,570,095	297
DETAILS OF WRITE-INS												
3401.												
3402.												
3403.												
3498. Summary of remaining write-ins for Line 34 from overflow page												
3499. Totals (Lines 3401 thru 3403 plus 3498)(Line 34 above)												

(a) Finance and service charges not included in Lines 1 to 35 \$

(b) For health business on indicated lines report: Number of persons insured under PPO managed care products and number of persons insured under indemnity only products

19 VA



ANNUAL STATEMENT FOR THE YEAR 2023 OF THE American National Lloyds Insurance Company

EXHIBIT OF PREMIUMS AND LOSSES (Statutory Page 14)

NAIC Group Code 0408

BUSINESS IN THE STATE OF Washington

DURING THE YEAR 2023

NAIC Company Code 10043

Table with 12 columns: Line of Business, Direct Premiums Written, Direct Premiums Earned, Dividends Paid or Credited to Policyholders on Direct Business, Direct Unearned Premium Reserves, Direct Losses Paid (deducting salvage), Direct Losses Incurred, Direct Losses Unpaid, Direct Defense and Cost Containment Expense Paid, Direct Defense and Cost Containment Expense Incurred, Direct Defense and Cost Containment Expense Unpaid, Commissions and Brokerage Expenses, Taxes, Licenses and Fees. Rows include Fire, Multiple Peril Crop, Commercial Multiple Peril, etc.

19/WA

(a) Finance and service charges not included in Lines 1 to 35 \$
(b) For health business on indicated lines report: Number of persons insured under PPO managed care products and number of persons insured under indemnity only products



ANNUAL STATEMENT FOR THE YEAR 2023 OF THE American National Lloyds Insurance Company

EXHIBIT OF PREMIUMS AND LOSSES (Statutory Page 14)

NAIC Group Code 0408

BUSINESS IN THE STATE OF West Virginia

DURING THE YEAR 2023

NAIC Company Code 10043

Table with 12 columns: Line of Business, Direct Premiums Written, Direct Premiums Earned, Dividends Paid or Credited to Policyholders on Direct Business, Direct Unearned Premium Reserves, Direct Losses Paid (deducting salvage), Direct Losses Incurred, Direct Losses Unpaid, Direct Defense and Cost Containment Expense Paid, Direct Defense and Cost Containment Expense Incurred, Direct Defense and Cost Containment Expense Unpaid, Commissions and Brokerage Expenses, Taxes, Licenses and Fees. Rows include Fire, Allied Lines, Multiple Peril Crop, Federal Flood, Private Crop, Private Flood, Farmowners Multiple Peril, Homeowners Multiple Peril, Commercial Multiple Peril (Non-Liability Portion), Commercial Multiple Peril (Liability Portion), Mortgage Guaranty, Ocean Marine, Inland Marine, Financial Guaranty, Medical Professional Liability, Earthquake, Comprehensive (hospital and medical) ind (b), Comprehensive (hospital and medical) group (b), Credit A&H (Group and Individual), Vision Only (b), Dental Only (b), Disability Income (b), Medicare Supplement (b), Medicaid Title XIX (b), Medicare Title XVIII (b), Long-Term Care (b), Federal Employees Health Benefits Plan (b), Other Health (b), Workers' Compensation, Other Liability - Occurrence, Other Liability - Claims-Made, Excess Workers' Compensation, Products Liability - Occurrence, Products Liability - Claims-Made, Private Passenger Auto No-Fault (Personal Injury Protection), Other Private Passenger Auto Liability, Commercial Auto No-Fault (Personal Injury Protection), Other Commercial Auto Liability, Private Passenger Auto Physical Damage, Commercial Auto Physical Damage, Aircraft (all perils), Fidelity, Surety, Burglary and Theft, Boiler and Machinery, Credit, International, Warranty, Reins nonproportional assumed property, Reins nonproportional assumed liability, Reins nonproportional assumed financial lines, Aggregate Write-Ins for Other Lines of Business, Total (a), and DETAILS OF WRITE-INS (3401-3403, 3498, 3499).

19.WV

(a) Finance and service charges not included in Lines 1 to 35 \$ (b) For health business on indicated lines report: Number of persons insured under PPO managed care products and number of persons insured under indemnity only products



ANNUAL STATEMENT FOR THE YEAR 2023 OF THE American National Lloyds Insurance Company

EXHIBIT OF PREMIUMS AND LOSSES (Statutory Page 14)

NAIC Group Code 0408

BUSINESS IN THE STATE OF Wisconsin

DURING THE YEAR 2023

NAIC Company Code 10043

Table with 12 columns: Line of Business, Direct Premiums Written, Direct Premiums Earned, Dividends Paid or Credited to Policyholders on Direct Business, Direct Unearned Premium Reserves, Direct Losses Paid (deducting salvage), Direct Losses Incurred, Direct Losses Unpaid, Direct Defense and Cost Containment Expense Paid, Direct Defense and Cost Containment Expense Incurred, Direct Defense and Cost Containment Expense Unpaid, Commissions and Brokerage Expenses, Taxes, Licenses and Fees. Rows include Fire, Allied Lines, Multiple Peril Crop, Federal Flood, Private Crop, Private Flood, Farmowners Multiple Peril, Homeowners Multiple Peril, Commercial Multiple Peril (Non-Liability Portion), Commercial Multiple Peril (Liability Portion), Mortgage Guaranty, Ocean Marine, Inland Marine, Financial Guaranty, Medical Professional Liability - Occurrence, Medical Professional Liability - Claims-Made, Earthquake, Comprehensive (hospital and medical) ind (b), Comprehensive (hospital and medical) group (b), Credit A&H (Group and Individual), Vision Only (b), Dental Only (b), Disability Income (b), Medicare Supplement (b), Medicaid Title XIX (b), Medicare Title XVIII (b), Long-Term Care (b), Federal Employees Health Benefits Plan (b), Other Health (b), Workers' Compensation, Other Liability - Occurrence, Other Liability - Claims-Made, Excess Workers' Compensation, Products Liability - Occurrence, Products Liability - Claims-Made, Private Passenger Auto No-Fault (Personal Injury Protection), Other Private Passenger Auto Liability, Commercial Auto No-Fault (Personal Injury Protection), Other Commercial Auto Liability, Private Passenger Auto Physical Damage, Commercial Auto Physical Damage, Aircraft (all perils), Fidelity, Surety, Burglary and Theft, Boiler and Machinery, Credit, International, Warranty, Reins nonproportional assumed property, Reins nonproportional assumed liability, Reins nonproportional assumed financial lines, Aggregate Write-Ins for Other Lines of Business, Total (a), and DETAILS OF WRITE-INS (3401-3403, 3498, 3499).

19.WI

(a) Finance and service charges not included in Lines 1 to 35 \$ (b) For health business on indicated lines report: Number of persons insured under PPO managed care products and number of persons insured under indemnity only products



ANNUAL STATEMENT FOR THE YEAR 2023 OF THE American National Lloyds Insurance Company

EXHIBIT OF PREMIUMS AND LOSSES (Statutory Page 14)

NAIC Group Code 0408

BUSINESS IN THE STATE OF Wyoming

DURING THE YEAR 2023

NAIC Company Code 10043

Table with 12 columns: Line of Business, Direct Premiums Written, Direct Premiums Earned, Dividends Paid or Credited to Policyholders on Direct Business, Direct Unearned Premium Reserves, Direct Losses Paid (deducting salvage), Direct Losses Incurred, Direct Losses Unpaid, Direct Defense and Cost Containment Expense Paid, Direct Defense and Cost Containment Expense Incurred, Direct Defense and Cost Containment Expense Unpaid, Commissions and Brokerage Expenses, Taxes, Licenses and Fees. Rows include Fire, Allied Lines, Multiple Peril Crop, Federal Flood, Private Crop, Private Flood, Farmowners Multiple Peril, Homeowners Multiple Peril, Commercial Multiple Peril (Non-Liability Portion), Commercial Multiple Peril (Liability Portion), Mortgage Guaranty, Ocean Marine, Inland Marine, Financial Guaranty, Medical Professional Liability - Occurrence, Medical Professional Liability - Claims-Made, Earthquake, Comprehensive (hospital and medical) ind (b), Comprehensive (hospital and medical) group (b), Credit A&H (Group and Individual), Vision Only (b), Dental Only (b), Disability Income (b), Medicare Supplement (b), Medicaid Title XIX (b), Medicare Title XVIII (b), Long-Term Care (b), Federal Employees Health Benefits Plan (b), Other Health (b), Workers' Compensation, Other Liability - Occurrence, Other Liability - Claims-Made, Excess Workers' Compensation, Products Liability - Occurrence, Products Liability - Claims-Made, Private Passenger Auto No-Fault (Personal Injury Protection), Other Private Passenger Auto Liability, Commercial Auto No-Fault (Personal Injury Protection), Other Commercial Auto Liability, Private Passenger Auto Physical Damage, Commercial Auto Physical Damage, Aircraft (all perils), Fidelity, Surety, Burglary and Theft, Boiler and Machinery, Credit, International, Warranty, Reins nonproportional assumed property, Reins nonproportional assumed liability, Reins nonproportional assumed financial lines, Aggregate Write-Ins for Other Lines of Business, Total (a), DETAILS OF WRITE-INS, 3401, 3402, 3403, 3498 Summary of remaining write-ins for Line 34 from overflow page, 3499 Totals (Lines 3401 thru 3403 plus 3498)(Line 34 above).

19.WV

(a) Finance and service charges not included in Lines 1 to 35 \$ (b) For health business on indicated lines report: Number of persons insured under PPO managed care products and number of persons insured under indemnity only products



ANNUAL STATEMENT FOR THE YEAR 2023 OF THE American National Lloyds Insurance Company

EXHIBIT OF PREMIUMS AND LOSSES (Statutory Page 14)

NAIC Group Code 0408

BUSINESS IN THE STATE OF Puerto Rico

DURING THE YEAR 2023

NAIC Company Code 10043

Line of Business	Gross Premiums, Including Policy and Membership Fees, Less Return Premiums and Premiums on Policies not Taken		3 Dividends Paid or Credited to Policyholders on Direct Business	4 Direct Unearned Premium Reserves	5 Direct Losses Paid (deducting salvage)	6 Direct Losses Incurred	7 Direct Losses Unpaid	8 Direct Defense and Cost Containment Expense Paid	9 Direct Defense and Cost Containment Expense Incurred	10 Direct Defense and Cost Containment Expense Unpaid	11 Commissions and Brokerage Expenses	12 Taxes, Licenses and Fees
	1 Direct Premiums Written	2 Direct Premiums Earned										
1. Fire												
2.1 Allied Lines												
2.2 Multiple Peril Crop												
2.3 Federal Flood												
2.4 Private Crop												
2.5 Private Flood												
3. Farmowners Multiple Peril												
4. Homeowners Multiple Peril												
5.1 Commercial Multiple Peril (Non-Liability Portion)												1,051
5.2 Commercial Multiple Peril (Liability Portion)												
6. Mortgage Guaranty												
8. Ocean Marine												
9. Inland Marine												
10. Financial Guaranty												
11.1 Medical Professional Liability - Occurrence												
11.2 Medical Professional Liability - Claims-Made												
12. Earthquake												
13.1 Comprehensive (hospital and medical) ind (b)												
13.2 Comprehensive (hospital and medical) group (b)												
14. Credit A&H (Group and Individual)												
15.1 Vision Only (b)												
15.2 Dental Only (b)												
15.3 Disability Income (b)												
15.4 Medicare Supplement (b)												
15.5 Medicaid Title XIX (b)												
15.6 Medicare Title XVIII (b)												
15.7 Long-Term Care (b)												
15.8 Federal Employees Health Benefits Plan (b)												
15.9 Other Health (b)												
16. Workers' Compensation												
17.1 Other Liability - Occurrence												
17.2 Other Liability - Claims-Made												
17.3 Excess Workers' Compensation												
18.1 Products Liability - Occurrence												
18.2 Products Liability - Claims-Made												
19.1 Private Passenger Auto No-Fault (Personal Injury Protection)												
19.2 Other Private Passenger Auto Liability												
19.3 Commercial Auto No-Fault (Personal Injury Protection)												
19.4 Other Commercial Auto Liability												
21.1 Private Passenger Auto Physical Damage												
21.2 Commercial Auto Physical Damage												
22. Aircraft (all perils)												
23. Fidelity												
24. Surety												
26. Burglary and Theft												
27. Boiler and Machinery												
28. Credit												
29. International												
30. Warranty												
31. Reins nonproportional assumed property	XXX	XXX	XXX	XXX	XXX	XXX	XXX	XXX	XXX	XXX	XXX	XXX
32. Reins nonproportional assumed liability	XXX	XXX	XXX	XXX	XXX	XXX	XXX	XXX	XXX	XXX	XXX	XXX
33. Reins nonproportional assumed financial lines	XXX	XXX	XXX	XXX	XXX	XXX	XXX	XXX	XXX	XXX	XXX	XXX
34. Aggregate Write-Ins for Other Lines of Business												
35. Total (a)												1,051
DETAILS OF WRITE-INS												
3401.												
3402.												
3403.												
3498. Summary of remaining write-ins for Line 34 from overflow page												
3499. Totals (Lines 3401 thru 3403 plus 3498)(Line 34 above)												

(a) Finance and service charges not included in Lines 1 to 35 \$

(b) For health business on indicated lines report: Number of persons insured under PPO managed care products and number of persons insured under indemnity only products

19.PR



ANNUAL STATEMENT FOR THE YEAR 2023 OF THE American National Lloyds Insurance Company

EXHIBIT OF PREMIUMS AND LOSSES (Statutory Page 14)

NAIC Group Code 0408

BUSINESS IN THE STATE OF Grand Total

DURING THE YEAR 2023

NAIC Company Code 10043

Table with 12 columns: Line of Business, Direct Premiums Written, Direct Premiums Earned, Dividends Paid or Credited to Policyholders on Direct Business, Direct Unearned Premium Reserves, Direct Losses Paid (deducting salvage), Direct Losses Incurred, Direct Losses Unpaid, Direct Defense and Cost Containment Expense Paid, Direct Defense and Cost Containment Expense Incurred, Direct Defense and Cost Containment Expense Unpaid, Commissions and Brokerage Expenses, Taxes, Licenses and Fees. Rows include various insurance categories like Fire, Multiple Peril Crop, Commercial Multiple Peril, etc.

(a) Finance and service charges not included in Lines 1 to 35 \$ 22,130

(b) For health business on indicated lines report: Number of persons insured under PPO managed care products and number of persons insured under indemnity only products

19 GT

Schedule F - Part 1 - Assumed Reinsurance

N O N E

Schedule F - Part 2 - Premium Portfolio Reinsurance Effected or (Canceled)

N O N E

ANNUAL STATEMENT FOR THE YEAR 2023 OF THE American National Lloyds Insurance Company

SCHEDULE F - PART 3

Ceded Reinsurance as of December 31, Current Year (\$000 Omitted)

1 ID Number	2 NAIC Company Code	3 Name of Reinsurer	4 Domiciliary Jurisdiction	5 Special Code	6 Reinsurance Premiums Ceded	Reinsurance Recoverable On									16 Amount in Dispute included in Column 15	Reinsurance Payable		19 Net Amount Recoverable From Reinsurers Cols. 15 - [17 + 18]	20 Funds Held by Company Under Reinsurance Treaties
						7 Paid Losses	8 Paid LAE	9 Known Case Loss Reserves	10 Known Case LAE Reserves	11 IBNR Loss Reserves	12 IBNR LAE Reserves	13 Unearned Premiums	14 Contingent Commis- sions	15 Columns 7 through 14 Totals		17 Ceded Balances Payable	18 Other Amounts Due to Reinsurers		
43-1010895	28401	American Natl Prop & Cas Co	MO		152,554			13,644		19,673	418	19,440		53,175			53,175		
0399999. Total Authorized - Affiliates - U.S. Non-Pool - Other					152,554		13,644		19,673	418	19,440		53,175				53,175		
0499999. Total Authorized - Affiliates - U.S. Non-Pool					152,554		13,644		19,673	418	19,440		53,175				53,175		
0799999. Total Authorized - Affiliates - Other (Non-U.S.)																			
0899999. Total Authorized - Affiliates					152,554		13,644		19,673	418	19,440		53,175				53,175		
42-0234980	21415	Employers Mut Cas Co	IA			1		3						4			4		
35-2293075	11551	Endurance Assurance Corporation	DE		25														
22-2005057	26921	Everest Reins Co	DE					17						17			17		
06-0384680	11452	Hartford Steam Boil Inspec & Ins Co	CT		201							104		104	7		97		
74-2195939	42374	Houston Cas Co	TX		7	2		5		2				9			9		
13-3138390	42307	Navigators Ins Co	NY		27			8						8	1		7		
47-0698507	23680	Odyssey Reins Co	CT					2						2			2		
95-2379438	20338	Palomar Specialty Ins Co	OR		1														
23-1641984	10219	QBE Reins Corp	PA					15						15			15		
52-1952955	10357	Renaissance Reins Us Inc	MD		27			21						21			21		
75-1444207	30058	Scor Reins Co	NY		3	1		59						60	2		58		
13-1675535	25364	Swiss Reins Amer Corp	NY		133	1		97		1				99	1		98		
31-0542366	10677	The Cincinnati Ins Co	OH		35	1		11						12	1		11		
13-5616275	19453	Transatlantic Reins Co	NY		29														
0999999. Total Authorized - Other U.S. Unaffiliated Insurers					488	6		238		3		104		351	12		339		
AA-3194168	00000	Aspen Bermuda Ltd	BMU		1	1		21						22	1		21		
AA-3194122	00000	Davinci Reins Ltd	BMU					4						4			4		
AA-1340125	00000	Hannover Rueck Se	DEU		95														
AA-3190871	00000	Lancashire Ins Co Ltd	BMU		1	1		15						16	1		15		
AA-1126033	00000	Lloyd's Syndicate Number 0033	GBR		2	1		31						32	2		30		
AA-1126435	00000	Lloyd's Syndicate Number 0435	GBR		1	1		11						12	1		11		
AA-1126510	00000	Lloyd's Syndicate Number 0510	GBR		4	2		46		8				56	4		52		
AA-1126623	00000	Lloyd's Syndicate Number 0623	GBR		1	1		5						6			6		
AA-1127084	00000	Lloyd's Syndicate Number 1084	GBR		1			10						10	1		9		
AA-1127225	00000	Lloyd's Syndicate Number 1225	GBR							5				5			5		
AA-1127301	00000	Lloyd's Syndicate Number 1301	GBR		1	4		8						18	1		17		
AA-1120156	00000	Lloyd's Syndicate Number 1686	GBR		1	5		17	1	2				25	1		24		
AA-1120157	00000	Lloyd's Syndicate Number 1729	GBR					4						4			4		
AA-1127861	00000	Lloyd's Syndicate Number 1861	GBR							1				1			1		
AA-1120096	00000	Lloyd's Syndicate Number 1880	GBR		1	1		13		1				15	1		14		
AA-1120054	00000	Lloyd's Syndicate Number 1886 (Incidental To 2999)	GBR							1				1			1		
AA-1120083	00000	Lloyd's Syndicate Number 1910	GBR		2	1		18						19	1		18		
AA-1120084	00000	Lloyd's Syndicate Number 1955	GBR					4						4			4		
AA-1120106	00000	Lloyd's Syndicate Number 1969	GBR		1					4				4			4		
AA-1128001	00000	Lloyd's Syndicate Number 2001	GBR					7						7			7		
AA-1128003	00000	Lloyd's Syndicate Number 2003	GBR		2	1		17						18	2		16		
AA-1128010	00000	Lloyd's Syndicate Number 2010	GBR		1	1		11						12	1		11		
AA-1128623	00000	Lloyd's Syndicate Number 2623	GBR		2	5		22		2				29	2		27		
AA-1128791	00000	Lloyd's Syndicate Number 2791	GBR			9		10	1	9	1			30			30		
AA-1128987	00000	Lloyd's Syndicate Number 2987	GBR		2	1		28		29				58	2		56		
AA-1120179	00000	Lloyd's Syndicate Number 2988	GBR							3				3			3		
AA-1120075	00000	Lloyd's Syndicate Number 4020	GBR			2		4		5				11			11		
AA-1126004	00000	Lloyd's Syndicate Number 4444	GBR		1			9		5				14	1		13		
AA-1126006	00000	Lloyd's Syndicate Number 4472	GBR		1	1		12		3				16	1		15		

ANNUAL STATEMENT FOR THE YEAR 2023 OF THE American National Lloyds Insurance Company

SCHEDULE F - PART 3

Ceded Reinsurance as of December 31, Current Year (\$000 Omitted)

1 ID Number	2 NAIC Company Code	3 Name of Reinsurer	4 Domiciliary Jurisdiction	5 Special Code	6 Reinsurance Premiums Ceded	Reinsurance Recoverable On									16 Amount in Dispute included in Column 15	Reinsurance Payable		19 Net Amount Recoverable From Reinsurers Cols. 15 - [17 + 18]	20 Funds Held by Company Under Reinsurance Treaties	
						7 Paid Losses	8 Paid LAE	9 Known Case Loss Reserves	10 Known Case LAE Reserves	11 IBNR Loss Reserves	12 IBNR LAE Reserves	13 Unearned Premiums	14 Contingent Commissions	15 Columns 7 through 14 Totals		17 Ceded Balances Payable	18 Other Amounts Due to Reinsurers			
AA-1120181	.00000	Lloyd's Syndicate Number 5886	GBR		1	1		11							12		1		11	
AA-3190686	.00000	Partner Reins Co Ltd	BMU					1							1				1	
AA-3190339	.00000	Renaissance Reins Ltd	BMU					4							4				4	
AA-3190870	.00000	Validus Reins Ltd	BMU		93			1							1				1	
1299999. Total Authorized - Other Non-U.S. Insurers					215	39		344	2	83	2				470		24		446	
1499999. Total Authorized Excluding Protected Cells (Sum of 0899999, 0999999, 1099999, 1199999 and 1299999)					153,257	45		14,226	2	19,759	420	19,544			53,996		36		53,960	
1899999. Total Unauthorized - Affiliates - U.S. Non-Pool																				
2199999. Total Unauthorized - Affiliates - Other (Non-U.S.)																				
2299999. Total Unauthorized - Affiliates																				
AA-3194128	.00000	Allied World Assurance Co Ltd	BMU		39	2		13							15		1		14	
AA-3191454	.00000	Axa XL Reins Ltd	BMU		53															
AA-1780116	.00000	Chaucer Ins Co Designated Activity	IRL		13															
AA-9240012	.00000	China Prop & Cas Reins Co Ltd	CHN		8															
AA-1120191	.00000	Convex Ins Uk Ltd	GBR		1	7		20	1	3					31		1		30	
AA-3191400	.00000	Convex Re Ltd	BMU		1	7		20	1	3					31		1		30	
AA-3191289	.00000	Fidelis Ins Bermuda Ltd	BMU		1	11		90	22						123		1		122	
AA-1120175	.00000	Fidelis Underwriting Ltd	GBR		1	6		46	11						63		1		62	
AA-3190060	.00000	Hannover Re (Bermuda) Ltd	BMU		38	1		13							14		1		13	
AA-1460019	.00000	Ms Amlin Ag	CHE					2							2				2	
AA-5320039	.00000	Peak Reins Co Ltd	HKG		1	5		15		4	1				25		1		24	
AA-1340004	.00000	R V Versicherung Ag	DEU		81	31		42	3	28	4				108				108	
AA-8310009	.00000	Secquaero Re Arvine IC Limited	GGY					5							5				5	
AA-5324100	.00000	Taiping Reins Co Ltd	HKG		3	11		13	1	10	1				36				36	
AA-3191432	.00000	Vantage Risk Ltd	BMU			3		4		4	1				12				12	
2699999. Total Unauthorized - Other Non-U.S. Insurers					240	84		283	39	52	7				465		7		458	
2899999. Total Unauthorized Excluding Protected Cells (Sum of 2299999, 2399999, 2499999, 2599999 and 2699999)					240	84		283	39	52	7				465		7		458	
3299999. Total Certified - Affiliates - U.S. Non-Pool																				
3599999. Total Certified - Affiliates - Other (Non-U.S.)																				
3699999. Total Certified - Affiliates																				
CR-3194126	.00000	Arch Reins Ltd	BMU			1		13							14				14	
CR-3190770	.00000	Chubb Tempest Reins Ltd	BMU		21			6							6		1		5	
CR-3191289	.00000	Fidelis Ins Bermuda Ltd	BMU					1							1				1	
CR-1120175	.00000	Fidelis Underwriting Ltd	GBR					1							1				1	
CR-3190875	.00000	Hiscox Ins Co (Bermuda) Ltd	BMU		1	1		20							21		1		20	
CR-3191315	.00000	XL Bermuda Ltd	BMU		3	1		25							26		2		24	
4099999. Total Certified - Other Non-U.S. Insurers					25	3		66							69		4		65	
4299999. Total Certified Excluding Protected Cells (Sum of 3699999, 3799999, 3899999, 3999999 and 4099999)					25	3		66							69		4		65	
4699999. Total Reciprocal Jurisdiction - Affiliates - U.S. Non-Pool																				
4999999. Total Reciprocal Jurisdiction - Affiliates - Other (Non-U.S.)																				
5099999. Total Reciprocal Jurisdiction - Affiliates																				
RJ-3194126	.00000	Arch Reins Ltd	BMU		73															
RJ-3194168	.00000	Aspen Bermuda Ltd	BMU		48															
RJ-1120191	.00000	Convex Ins Uk Ltd	GBR		34	6		3		9	1				19				19	
RJ-3191400	.00000	Convex Re Ltd	BMU		32	7		3		9	1				21				21	
RJ-3190875	.00000	Hiscox Ins Co (Bermuda) Ltd	BMU		68															
RJ-3190871	.00000	Lancashire Ins Co Ltd	BMU		40															

ANNUAL STATEMENT FOR THE YEAR 2023 OF THE American National Lloyds Insurance Company

SCHEDULE F - PART 3

Ceded Reinsurance as of December 31, Current Year (\$000 Omitted)

1 ID Number	2 NAIC Company Code	3 Name of Reinsurer	4 Domiciliary Jurisdiction	5 Special Code	6 Reinsurance Premiums Ceded	Reinsurance Recoverable On									16 Amount in Dispute included in Column 15	Reinsurance Payable		19 Net Amount Recoverable From Reinsurers Cols. 15 - [17 + 18]	20 Funds Held by Company Under Reinsurance Treaties
						7 Paid Losses	8 Paid LAE	9 Known Case Loss Reserves	10 Known Case LAE Reserves	11 IBNR Loss Reserves	12 IBNR LAE Reserves	13 Unearned Premiums	14 Contingent Commissions	15 Columns 7 through 14 Totals		17 Ceded Balances Payable	18 Other Amounts Due to Reinsurers		
RJ-1126033	00000	Lloyd's Syndicate Number 0033	GBR		53														
RJ-1126435	00000	Lloyd's Syndicate Number 0435	GBR		25														
RJ-1126566	00000	Lloyd's Syndicate Number 0566 (Incidental To 2999)	GBR		5														
RJ-1126623	00000	Lloyd's Syndicate Number 0623	GBR		9														
RJ-1127084	00000	Lloyd's Syndicate Number 1084	GBR		21														
RJ-1127183	00000	Lloyd's Syndicate Number 1183	GBR		3														
RJ-1127301	00000	Lloyd's Syndicate Number 1301	GBR		111														
RJ-1120157	00000	Lloyd's Syndicate Number 1729	GBR		1														
RJ-1120084	00000	Lloyd's Syndicate Number 1955	GBR		14														
RJ-1128010	00000	Lloyd's Syndicate Number 2010	GBR		18														
RJ-1128121	00000	Lloyd's Syndicate Number 2121	GBR		10														
RJ-1128623	00000	Lloyd's Syndicate Number 2623	GBR		42														
RJ-1128791	00000	Lloyd's Syndicate Number 2791	GBR		16														
RJ-1128987	00000	Lloyd's Syndicate Number 2987	GBR		64														
RJ-1120075	00000	Lloyd's Syndicate Number 4020	GBR		9														
RJ-1126004	00000	Lloyd's Syndicate Number 4444	GBR		22														
RJ-1126006	00000	Lloyd's Syndicate Number 4472	GBR		57														
RJ-1120181	00000	Lloyd's Syndicate Number 5886	GBR		17														
RJ-3190686	00000	Partner Reins Co Ltd	BMU		19														
5499999. Total Reciprocal Jurisdiction - Other Non-U.S. Insurers					811	13	6	1	18	2				40				40	
5699999. Total Reciprocal Jurisdiction Excluding Protected Cells (Sum of 5099999, 5199999, 5299999, 5399999 and 5499999)					811	13	6	1	18	2				40				40	
5799999. Total Authorized, Unauthorized, Reciprocal Jurisdiction and Certified Excluding Protected Cells (Sum of 1499999, 2899999, 4299999 and 5699999)					154,333	145	14,581	42	19,829	429	19,544			54,570	47			54,523	
5899999. Total Protected Cells (Sum of 1399999, 2799999, 4199999 and 5599999)																			
9999999 Totals					154,333	145	14,581	42	19,829	429	19,544			54,570	47			54,523	

ANNUAL STATEMENT FOR THE YEAR 2023 OF THE American National Lloyds Insurance Company

SCHEDULE F - PART 3 (Continued)

Ceded Reinsurance as of December 31, Current Year (\$000 Omitted)
(Credit Risk)

ID Number From Col. 1	Name of Reinsurer From Col. 3	Collateral				25 Total Funds Held, Payables & Collateral	26 Net Recoverable Net of Funds Held & Collateral	27 Applicable Sch. F Penalty (Col. 78)	Ceded Reinsurance Credit Risk								
		21 Multiple Beneficiary Trusts	22 Letters of Credit	23 Issuing or Confirming Bank Reference Number	24 Single Beneficiary Trusts & Other Allowable Collateral				28 Total Amount Recoverable from Reinsurers Less Penalty (Cols. 15-27)	29 Stressed Recoverable (Col. 28 * 120%)	30 Reinsurance Payable & Funds Held (Cols. 17+18+20; but not in excess of Col. 29)	31 Stressed Net Recoverable (Cols. 29-30)	32 Total Collateral (Cols. 21+22 + 24, not in Excess of Col. 31)	33 Stressed Net Recoverable Net of Collateral Offsets (Cols. 31-32)	34 Reinsurer Designation Equivalent	35 Credit Risk on Collateralized Recoverables (Col. 32 * Factor Applicable to Reinsurer Designation Equivalent in Col. 34)	36 Credit Risk on Un-collateralized Recoverables (Col. 33 * Factor Applicable to Reinsurer Designation Equivalent in Col. 34)
43-1010895	American Natl Prop & Cas Co					53,175		XXX	XXX	XXX	XXX	XXX	XXX	XXX	XXX	XXX	
0399999	Total Authorized - Affiliates - U.S. Non-Pool - Other			XXX		53,175		XXX	XXX	XXX	XXX	XXX	XXX	XXX	XXX	XXX	
0499999	Total Authorized - Affiliates - U.S. Non-Pool			XXX		53,175		XXX	XXX	XXX	XXX	XXX	XXX	XXX	XXX	XXX	
0799999	Total Authorized - Affiliates - Other (Non-U.S.)			XXX										XXX			
0899999	Total Authorized - Affiliates			XXX		53,175								XXX			
42-0234980	Employers Mut Cas Co					4		4	5		5		5	3			
35-2293075	Endurance Assurance Corporation													2			
22-2005057	Everest Reins Co					17		17	20		20		20	2			
06-0384680	Hartford Steam Boil Inspec & Ins Co				7	97		104	125	7	118		118	1		2	
74-2195939	Houston Cas Co					9		9	11		11		11	1			
13-3138390	Navigators Ins Co				1	7		8	10	1	9		9	2			
47-0698507	Odyssey Reins Co					2		2	2		2		2	2			
95-2379438	Palomar Specialty Ins Co													4			
23-1641984	QBE Reins Corp					15		15	18		18		18	3		1	
52-1952955	Renaissance Reins Us Inc					21		21	25		25		25	2		1	
75-1444207	Scor Reins Co				2	58		60	72	2	70		70	3		2	
13-1675535	Swiss Reins Amer Corp				1	98		99	119	1	118		118	2		2	
31-0542366	The Cincinnati Ins Co				1	11		12	14	1	13		13	2			
13-5616275	Transatlantic Reins Co													1			
0999999	Total Authorized - Other U.S. Unaffiliated Insurers			XXX		12	339	351	421	12	409		409	XXX		9	
AA-3194168	Aspen Bermuda Ltd	21				22		22	26		25	21	21	4	3	1	
AA-3194122	Davinci Reins Ltd	4				4		4	5		5	4	4	1	3		
AA-1340125	Hannover Rueck Se													2			
AA-3190871	Lancashire Ins Co Ltd	15				16		16	19	1	18	15	15	3			
AA-1126033	Lloyd's Syndicate Number 0033	30				32		32	38	2	36	30	30	6	3	1	
AA-1126435	Lloyd's Syndicate Number 0435	11				12		12	14	1	13	11	11	2			
AA-1126510	Lloyd's Syndicate Number 0510	52				56		56	67	4	63	52	52	11	3	1	
AA-1126623	Lloyd's Syndicate Number 0623	6				6		6	7		7	6	6	1	3		
AA-1127084	Lloyd's Syndicate Number 1084	9				10		10	12	1	11	9	9	2	3		
AA-1127225	Lloyd's Syndicate Number 1225	5				5		5	6		6	5	5	1	3		
AA-1127301	Lloyd's Syndicate Number 1301	17				18		18	22	1	21	17	17	4	3		
AA-1120156	Lloyd's Syndicate Number 1686	24				25		25	30	1	29	24	24	5	3	1	
AA-1120157	Lloyd's Syndicate Number 1729	4				4		4	5		5	4	4	1	3		
AA-1127861	Lloyd's Syndicate Number 1861	1				1		1	1		1	1	1	1	3		
AA-1120096	Lloyd's Syndicate Number 1880	14				15		15	18	1	17	14	14	3	3		
AA-1120054	Lloyd's Syndicate Number 1886 (Incidental To 2999)	1				1		1	1		1	1	1	1	3		
AA-1120083	Lloyd's Syndicate Number 1910	18				19		19	23	1	22	18	18	4	3	1	
AA-1120084	Lloyd's Syndicate Number 1955	4				4		4	5		5	4	4	1	3		
AA-1120106	Lloyd's Syndicate Number 1969	4				4		4	5		5	4	4	1	3		
AA-1128001	Lloyd's Syndicate Number 2001	7				7		7	8		8	7	7	1	3		
AA-1128003	Lloyd's Syndicate Number 2003	16				18		18	22	2	20	16	16	4	3		
AA-1128010	Lloyd's Syndicate Number 2010	11				12		12	14	1	13	11	11	2	3		
AA-1128623	Lloyd's Syndicate Number 2623	27				29		29	35	2	33	27	27	6	3	1	

ANNUAL STATEMENT FOR THE YEAR 2023 OF THE American National Lloyds Insurance Company

SCHEDULE F - PART 3 (Continued)

Ceded Reinsurance as of December 31, Current Year (\$000 Omitted)
(Credit Risk)

ID Number From Col. 1	Name of Reinsurer From Col. 3	Collateral				25 Total Funds Held, Payables & Collateral	26 Net Recoverable Net of Funds Held & Collateral	27 Applicable Sch. F Penalty (Col. 78)	Ceded Reinsurance Credit Risk								
		21 Multiple Beneficiary Trusts	22 Letters of Credit	23 Issuing or Confirming Bank Reference Number	24 Single Beneficiary Trusts & Other Allowable Collateral				28 Total Amount Recoverable from Reinsurers Less Penalty (Cols. 15-27)	29 Stressed Recoverable (Col. 28 * 120%)	30 Reinsurance Payable & Funds Held (Cols. 17+18+20; but not in excess of Col. 29)	31 Stressed Net Recoverable (Cols. 29-30)	32 Total Collateral (Cols. 21+22 + 24, not in Excess of Col. 31)	33 Stressed Net Recoverable Net of Collateral Offsets (Cols. 31-32)	34 Reinsurer Designation Equivalent	35 Credit Risk on Collateralized Recoverables (Col. 32 * Factor Applicable to Reinsurer Designation Equivalent in Col. 34)	36 Credit Risk on Un-collateralized Recoverables (Col. 33 * Factor Applicable to Reinsurer Designation Equivalent in Col. 34)
AA-1128791	Lloyd's Syndicate Number 2791	30				30			30	36		36	30	6	3.	1	
AA-1128987	Lloyd's Syndicate Number 2987	56				58			58	70	2	68	56	12	3.	2	
AA-1120179	Lloyd's Syndicate Number 2988	3				3			3	4		4	3	1	3.		
AA-1120075	Lloyd's Syndicate Number 4020	11				11			11	13		13	11	2	3.		
AA-1126004	Lloyd's Syndicate Number 4444	13				14			14	17	1	16	13	3	3.		
AA-1126006	Lloyd's Syndicate Number 4472	15				16			16	19	1	18	15	3	3.		
AA-1120181	Lloyd's Syndicate Number 5886	11				12			12	14	1	13	11	2	3.		
AA-3190686	Partner Reins Co Ltd	1				1			1	1		1	1		2.		
AA-3190339	Renaissance Reins Ltd	4				4			4	5		5	4	1	2.		
AA-3190870	Validus Reins Ltd	1				1			1	1		1	1	3.			
1299999	Total Authorized - Other Non-U.S. Insurers	446		XXX		470			470	564	24	540	446	94	XXX	12	3
1499999	Total Authorized Excluding Protected Cells (Sum of 0899999, 0999999, 1099999, 1199999 and 1299999)	446		XXX		482	53,514		821	985	36	949	446	503	XXX	12	11
1899999	Total Unauthorized - Affiliates - U.S. Non-Pool			XXX					XXX	XXX	XXX	XXX	XXX	XXX	XXX	XXX	XXX
2199999	Total Unauthorized - Affiliates - Other (Non-U.S.)			XXX											XXX		
2299999	Total Unauthorized - Affiliates			XXX											XXX		
AA-3194128	Allied World Assurance Co Ltd		14	0001		15			15	18	1	17	14	3	3.		
AA-3191454	Axa XL Reins Ltd														2.		
AA-1780116	Chaucer Ins Co Designated Activity														3.		
AA-9240012	China Prop & Cas Reins Co Ltd														3.		
AA-1120191	Convex Ins Uk Ltd	30		0002		31			31	37	1	36	30	6	3.	1	
AA-3191400	Convex Re Ltd	30		0003		31			31	37	1	36	30	6	3.	1	
AA-3191289	Fidelis Ins Bermuda Ltd	122		0004		123			123	148	1	147	122	25	3.	3	
AA-1120175	Fidelis Underwriting Ltd	62		0005		63			63	76	1	75	62	13	3.	2	
AA-3190060	Hannover Re (Bermuda) Ltd	13		0006		14			14	17	1	16	13	3	2.		
AA-1460019	Ms Amlin Ag	2		0007		2			2	2		2	2		3.		
AA-5320039	Peak Reins Co Ltd	24		0008		25			25	30	1	29	24	5	4.	1	
AA-1340004	R V Versicherung Ag	108		0009		108			108	130		130	108	22	6.	3	
AA-8310009	Secquaero Re Arvine IC Limited				5	5			5	6		6	5	1	6.		
AA-5324100	Taiping Reins Co Ltd	36		0010		36			36	43		43	36	7	3.	1	
AA-3191432	Vantage Risk Ltd	12		0011		12			12	14		14	12	2	4.		
2699999	Total Unauthorized - Other Non-U.S. Insurers		453	XXX	5	465			465	558	7	551	458	93	XXX	13	5
2899999	Total Unauthorized Excluding Protected Cells (Sum of 2299999, 2399999, 2499999, 2599999 and 2699999)		453	XXX	5	465			465	558	7	551	458	93	XXX	13	5
3299999	Total Certified - Affiliates - U.S. Non-Pool			XXX					XXX	XXX	XXX	XXX	XXX	XXX	XXX	XXX	XXX
3599999	Total Certified - Affiliates - Other (Non-U.S.)			XXX											XXX		
3699999	Total Certified - Affiliates			XXX											XXX		
CR-3194126	Arch Reins Ltd	3		0012		3	11		14	17		17	3	14	2.		
CR-3190770	Chubb Tempest Reins Ltd	1		0013		2	4		6	7	1	6	1	5	1.		
CR-3191289	Fidelis Ins Bermuda Ltd	1		0004		1			1	1		1	1		3.		
CR-1120175	Fidelis Underwriting Ltd	1		0005		1			1	1		1	1		3.		
CR-3190875	Hiscox Ins Co (Bermuda) Ltd	4		0014		5	16		21	25	1	24	4	20	3.	1	
CR-3191315	XL Bermuda Ltd	5		0015		7	19		26	31	2	29	5	24	2.	1	

ANNUAL STATEMENT FOR THE YEAR 2023 OF THE American National Lloyds Insurance Company

SCHEDULE F - PART 3 (Continued)

Ceded Reinsurance as of December 31, Current Year (\$000 Omitted)
(Credit Risk)

ID Number From Col. 1	Name of Reinsurer From Col. 3	Collateral				25 Total Funds Held, Payables & Collateral	26 Net Recoverable Net of Funds Held & Collateral	27 Applicable Sch. F Penalty (Col. 78)	Ceded Reinsurance Credit Risk								
		21 Multiple Beneficiary Trusts	22 Letters of Credit	23 Issuing or Confirming Bank Reference Number	24 Single Beneficiary Trusts & Other Allowable Collateral				28 Total Amount Recoverable from Reinsurers Less Penalty (Cols. 15-27)	29 Stressed Recoverable (Col. 28 * 120%)	30 Reinsurance Payable & Funds Held (Cols. 17+18+20; but not in excess of Col. 29)	31 Stressed Net Recoverable (Cols. 29-30)	32 Total Collateral (Cols. 21+22 + 24, not in Excess of Col. 31)	33 Stressed Net Recoverable Net of Collateral Offsets (Cols. 31-32)	34 Reinsurer Designation Equivalent	35 Credit Risk on Collateralized Recoverables (Col. 32 * Factor Applicable to Reinsurer Designation Equivalent in Col. 34)	36 Credit Risk on Un-collateralized Recoverables (Col. 33 * Factor Applicable to Reinsurer Designation Equivalent in Col. 34)
4099999. Total Certified - Other Non-U.S. Insurers			15	XXX		19	50		69	83	4	79	15	64	XXX		1
4299999. Total Certified Excluding Protected Cells (Sum of 3699999, 3799999, 3899999, 3999999 and 4099999)			15	XXX		19	50		69	83	4	79	15	64	XXX		1
4699999. Total Reciprocal Jurisdiction - Affiliates - U.S. Non-Pool				XXX					XXX	XXX	XXX	XXX	XXX	XXX	XXX	XXX	XXX
4999999. Total Reciprocal Jurisdiction - Affiliates - Other (Non-U.S.)				XXX											XXX		
5099999. Total Reciprocal Jurisdiction - Affiliates				XXX											XXX		
RJ-3194126 .. Arch Reins Ltd															2		
RJ-3194168 .. Aspen Bermuda Ltd															3		
RJ-1120191 .. Convex Ins Uk Ltd							19		19	23		23		23	3		1
RJ-3191400 .. Convex Re Ltd							21		21	25		25		25	3		1
RJ-3190875 .. Hiscox Ins Co (Bermuda) Ltd															3		
RJ-3190871 .. Lancashire Ins Co Ltd															3		
RJ-1126033 .. Lloyd's Syndicate Number 0033															3		
RJ-1126435 .. Lloyd's Syndicate Number 0435															3		
RJ-1126566 .. Lloyd's Syndicate Number 0566 (Incidental To 2999)															3		
RJ-1126623 .. Lloyd's Syndicate Number 0623															3		
RJ-1127084 .. Lloyd's Syndicate Number 1084															3		
RJ-1127183 .. Lloyd's Syndicate Number 1183															3		
RJ-1127301 .. Lloyd's Syndicate Number 1301															3		
RJ-1120157 .. Lloyd's Syndicate Number 1729															3		
RJ-1120084 .. Lloyd's Syndicate Number 1955															3		
RJ-1128010 .. Lloyd's Syndicate Number 2010															3		
RJ-1128121 .. Lloyd's Syndicate Number 2121															3		
RJ-1128623 .. Lloyd's Syndicate Number 2623															3		
RJ-1128791 .. Lloyd's Syndicate Number 2791															3		
RJ-1128987 .. Lloyd's Syndicate Number 2987															3		
RJ-1120075 .. Lloyd's Syndicate Number 4020															3		
RJ-1126004 .. Lloyd's Syndicate Number 4444															3		
RJ-1126006 .. Lloyd's Syndicate Number 4472															3		
RJ-1120181 .. Lloyd's Syndicate Number 5886															3		
RJ-3190686 .. Partner Reins Co Ltd															2		
5499999. Total Reciprocal Jurisdiction - Other Non-U.S. Insurers				XXX			40		40	48		48		48	XXX		1
5699999. Total Reciprocal Jurisdiction Excluding Protected Cells (Sum of 5099999, 5199999, 5299999, 5399999 and 5499999)				XXX			40		40	48		48		48	XXX		1
5799999. Total Authorized, Unauthorized, Reciprocal Jurisdiction and Certified Excluding Protected Cells (Sum of 1499999, 2899999, 4299999 and 5699999)	446	468	XXX	5	966	53,604			1,395	1,674	47	1,627	919	708	XXX	26	19
5899999. Total Protected Cells (Sum of 1399999, 2799999, 4199999 and 5599999)			XXX						XXX	XXX	XXX	XXX	XXX	XXX	XXX	XXX	XXX
9999999 Totals	446	468	XXX	5	966	53,604			1,395	1,674	47	1,627	919	708	XXX	26	19

ANNUAL STATEMENT FOR THE YEAR 2023 OF THE American National Lloyds Insurance Company

SCHEDULE F - PART 3 (Continued)

Ceded Reinsurance as of December 31, Current Year (\$000 Omitted)
(Aging of Ceded Reinsurance)

ID Number From Col. 1	Name of Reinsurer From Col. 3	Reinsurance Recoverable on Paid Losses and Paid Loss Adjustment Expenses						44 Total Recoverable on Paid Losses & LAE Amounts in Dispute Included in Col. 43	45 Recoverable on Paid Losses & LAE Over 90 Days Past Due Amounts in Dispute Included in Cols. 40 & 41	46 Total Recoverable on Paid Losses & LAE Amounts Not in Dispute (Cols 43-44)	47 Recoverable on Paid Losses & LAE Over 90 Days Past Due Amounts Not in Dispute (Cols. 40 + 41 - 45)	48 Amounts Received Prior 90 Days	49 Percentage Overdue Col. 42/Col. 43	50 Percentage of Amounts More Than 90 Days Overdue Not in Dispute (Col. 47/(Cols. 46+48))	51 Percentage More Than 120 Days Overdue (Col. 41/ Col. 43)	52 Is the Amount in Col. 50 Less Than 20%? (Yes or No)	53 Amounts in Col. 47 for Reinsurers with Values Less Than 20% in Col. 50
		37 Current	38 Overdue				43 Total Due Cols. 37+42 (In total should equal Cols. 7+8)										
			38 1 - 29 Days	39 30 - 90 Days	40 91 - 120 Days	41 Over 120 Days											
43-1010895	American Natl Prop & Cas Co																
0399999	Total Authorized - Affiliates - U.S. Non-Pool - Other																XXX
0499999	Total Authorized - Affiliates - U.S. Non-Pool																XXX
0799999	Total Authorized - Affiliates - Other (Non-U.S.)																XXX
0899999	Total Authorized - Affiliates																XXX
42-0234980	Employers Mut Cas Co	1					1			1							YES
35-2293075	Endurance Assurance Corporation																YES
22-2005057	Everest Reins Co																YES
06-0384680	Hartford Steam Boil Inspec & Ins Co																YES
74-2195939	Houston Cas Co	2					2			2							YES
13-3138390	Navigators Ins Co																YES
47-0698507	Odyssey Reins Co																YES
95-2379438	Palomar Specialty Ins Co																YES
23-1641984	QBE Reins Corp																YES
52-1952955	Renaissance Reins Us Inc																YES
75-1444207	Scor Reins Co	1					1			1							YES
13-1675535	Swiss Reins Amer Corp	1					1			1							YES
31-0542366	The Cincinnati Ins Co	1					1			1							YES
13-5616275	Transatlantic Reins Co																YES
0999999	Total Authorized - Other U.S. Unaffiliated Insurers	6					6			6							XXX
AA-3194168	Aspen Bermuda Ltd	1					1			1							YES
AA-3194122	Davinci Reins Ltd																YES
AA-1340125	Hannover Rueck Se																YES
AA-3190871	Lancashire Ins Co Ltd	1					1			1							YES
AA-1126033	Lloyd's Syndicate Number 0033	1					1			1							YES
AA-1126435	Lloyd's Syndicate Number 0435	1					1			1							YES
AA-1126510	Lloyd's Syndicate Number 0510	2					2			2							YES
AA-1126623	Lloyd's Syndicate Number 0623	1					1			1							YES
AA-1127084	Lloyd's Syndicate Number 1084																YES
AA-1127225	Lloyd's Syndicate Number 1225																YES
AA-1127301	Lloyd's Syndicate Number 1301	5					5			5							YES
AA-1120156	Lloyd's Syndicate Number 1686	6					6			6							YES
AA-1120157	Lloyd's Syndicate Number 1729																YES
AA-1127861	Lloyd's Syndicate Number 1861																YES
AA-1120096	Lloyd's Syndicate Number 1880	1					1			1							YES
	Lloyd's Syndicate Number 1886 (Incidental To 2999)																
AA-1120054																	YES
AA-1120083	Lloyd's Syndicate Number 1910	1					1			1							YES
AA-1120084	Lloyd's Syndicate Number 1955																YES
AA-1120106	Lloyd's Syndicate Number 1969																YES
AA-1128001	Lloyd's Syndicate Number 2001																YES
AA-1128003	Lloyd's Syndicate Number 2003	1					1			1							YES

ANNUAL STATEMENT FOR THE YEAR 2023 OF THE American National Lloyds Insurance Company

SCHEDULE F - PART 3 (Continued)

Ceded Reinsurance as of December 31, Current Year (\$000 Omitted)
(Aging of Ceded Reinsurance)

ID Number From Col. 1	Name of Reinsurer From Col. 3	Reinsurance Recoverable on Paid Losses and Paid Loss Adjustment Expenses						44 Total Recoverable on Paid Losses & LAE Amounts in Dispute Included in Col. 43	45 Recoverable on Paid Losses & LAE Over 90 Days Past Due Amounts in Dispute Included in Cols. 40 & 41	46 Total Recoverable on Paid Losses & LAE Amounts Not in Dispute (Cols 43-44)	47 Recoverable on Paid Losses & LAE Over 90 Days Past Due Amounts Not in Dispute (Cols. 40 + 41 - 45)	48 Amounts Received Prior 90 Days	49 Percentage Overdue Col. 42/Col. 43	50 Percentage of Amounts More Than 90 Days Overdue Not in Dispute (Col. 47/(Cols. 46+48))	51 Percentage More Than 120 Days Overdue (Col. 41/ Col. 43)	52 Is the Amount in Col. 50 Less Than 20%? (Yes or No)	53 Amounts in Col. 47 for Reinsurers with Values Less Than 20% in Col. 50
		37	Overdue				43 Total Due Cols. 37+42 (In total should equal Cols. 7+8)										
		Current	38 1 - 29 Days	39 30 - 90 Days	40 91 - 120 Days	41 Over 120 Days											
AA-1128010 ..	Lloyd's Syndicate Number 2010	1					1		1								YES
AA-1128623 ..	Lloyd's Syndicate Number 2623	4					4		4								YES
AA-1128791 ..	Lloyd's Syndicate Number 2791	9					9		9								YES
AA-1128987 ..	Lloyd's Syndicate Number 2987	1					1		1								YES
AA-1120179 ..	Lloyd's Syndicate Number 2988																YES
AA-1120075 ..	Lloyd's Syndicate Number 4020	2					2		2								YES
AA-1126004 ..	Lloyd's Syndicate Number 4444																YES
AA-1126006 ..	Lloyd's Syndicate Number 4472	1					1		1								YES
AA-1120181 ..	Lloyd's Syndicate Number 5886	1					1		1								YES
AA-3190686 ..	Partner Reins Co Ltd																YES
AA-3190339 ..	Renaissance Reins Ltd																YES
AA-3190870 ..	Validus Reins Ltd																YES
1299999. Total Authorized - Other Non-U.S. Insurers		40					40		40								XXX
1499999. Total Authorized Excluding Protected Cells (Sum of 0899999, 0999999, 1099999, 1199999 and 1299999)		46					46		46								XXX
1899999. Total Unauthorized - Affiliates - U.S. Non-Pool																	XXX
2199999. Total Unauthorized - Affiliates - Other (Non-U.S.)																	XXX
2299999. Total Unauthorized - Affiliates																	XXX
AA-3194128 ..	Allied World Assurance Co Ltd	2					2		2								YES
AA-3191454 ..	Axa XL Reins Ltd																YES
AA-1780116 ..	Chaucer Ins Co Designated Activity																YES
AA-9240012 ..	China Prop & Cas Reins Co Ltd																YES
AA-1120191 ..	Convex Ins Uk Ltd	7					7		7								YES
AA-3191400 ..	Convex Re Ltd	7					7		7								YES
AA-3191289 ..	Fidelis Ins Bermuda Ltd	12					12		12								YES
AA-1120175 ..	Fidelis Underwriting Ltd	6					6		6								YES
AA-3190060 ..	Hannover Re (Bermuda) Ltd	1					1		1								YES
AA-1460019 ..	Ms Amlin Ag																YES
AA-5320039 ..	Peak Reins Co Ltd	5					5		5								YES
AA-1340004 ..	R V Versicherung Ag	31					31		31								YES
AA-8310009 ..	Secquaero Re Arvine IC Limited																YES
AA-5324100 ..	Taiping Reins Co Ltd	11					11		11								YES
AA-3191432 ..	Vantage Risk Ltd	3					3		3								YES
2699999. Total Unauthorized - Other Non-U.S. Insurers		85					85		85								XXX
2899999. Total Unauthorized Excluding Protected Cells (Sum of 2299999, 2399999, 2499999, 2599999 and 2699999)		85					85		85								XXX
3299999. Total Certified - Affiliates - U.S. Non-Pool																	XXX
3599999. Total Certified - Affiliates - Other (Non-U.S.)																	XXX
3699999. Total Certified - Affiliates																	XXX
CR-3194126 ..	Arch Reins Ltd	1					1		1								YES
CR-3190770 ..	Chubb Tempest Reins Ltd																YES
CR-3191289 ..	Fidelis Ins Bermuda Ltd																YES

ANNUAL STATEMENT FOR THE YEAR 2023 OF THE American National Lloyds Insurance Company

SCHEDULE F - PART 3 (Continued)

Ceded Reinsurance as of December 31, Current Year (\$000 Omitted)
(Aging of Ceded Reinsurance)

ID Number From Col. 1	Name of Reinsurer From Col. 3	Reinsurance Recoverable on Paid Losses and Paid Loss Adjustment Expenses						44 Total Recoverable on Paid Losses & LAE Amounts in Dispute Included in Col. 43	45 Recoverable on Paid Losses & LAE Over 90 Days Past Due Amounts in Dispute Included in Cols. 40 & 41	46 Total Recoverable on Paid Losses & LAE Amounts Not in Dispute (Cols 43-44)	47 Recoverable on Paid Losses & LAE Over 90 Days Past Due Amounts Not in Dispute (Cols. 40 + 41 - 45)	48 Amounts Received Prior 90 Days	49 Percentage Overdue Col. 42/Col. 43	50 Percentage of Amounts More Than 90 Days Overdue Not in Dispute (Col. 47/(Cols. 46+48))	51 Percentage More Than 120 Days Overdue (Col. 41/ Col. 43)	52 Is the Amount in Col. 50 Less Than 20%? (Yes or No)	53 Amounts in Col. 47 for Reinsurers with Values Less Than 20% in Col. 50
		37 Current	38 Overdue				43 Total Due Cols. 37+42 (In total should equal Cols. 7+8)										
			38 1 - 29 Days	39 30 - 90 Days	40 91 - 120 Days	41 Over 120 Days											
CR-1120175 ..	Fidelis Underwriting Ltd																
CR-3190875 ..	Hiscox Ins Co (Bermuda) Ltd	1					1			1							YES
CR-3191315 ..	XL Bermuda Ltd	1					1			1							YES
4099999. Total Certified - Other Non-U.S. Insurers		3					3			3							XXX
4299999. Total Certified Excluding Protected Cells (Sum of 3699999, 3799999, 3899999, 3999999 and 4099999)		3					3			3							XXX
4699999. Total Reciprocal Jurisdiction - Affiliates - U.S. Non-Pool																	XXX
4999999. Total Reciprocal Jurisdiction - Affiliates - Other (Non-U.S.)																	XXX
5099999. Total Reciprocal Jurisdiction - Affiliates																	XXX
RJ-3194126 ..	Arch Reins Ltd																YES
RJ-3194168 ..	Aspen Bermuda Ltd																YES
RJ-1120191 ..	Convex Ins Uk Ltd	6					6			6							YES
RJ-3191400 ..	Convex Re Ltd	7					7			7							YES
RJ-3190875 ..	Hiscox Ins Co (Bermuda) Ltd																YES
RJ-3190871 ..	Lancashire Ins Co Ltd																YES
RJ-1126033 ..	Lloyd's Syndicate Number 0033																YES
RJ-1126435 ..	Lloyd's Syndicate Number 0435																YES
	Lloyd's Syndicate Number 0566 (Incidental To 2999)																YES
RJ-1126566 ..	Lloyd's Syndicate Number 0623																YES
RJ-1126623 ..	Lloyd's Syndicate Number 1084																YES
RJ-1127084 ..	Lloyd's Syndicate Number 1183																YES
RJ-1127183 ..	Lloyd's Syndicate Number 1301																YES
RJ-1127301 ..	Lloyd's Syndicate Number 1729																YES
RJ-1120157 ..	Lloyd's Syndicate Number 1955																YES
RJ-1120084 ..	Lloyd's Syndicate Number 2010																YES
RJ-1128010 ..	Lloyd's Syndicate Number 2121																YES
RJ-1128121 ..	Lloyd's Syndicate Number 2623																YES
RJ-1128623 ..	Lloyd's Syndicate Number 2791																YES
RJ-1128791 ..	Lloyd's Syndicate Number 2987																YES
RJ-1128987 ..	Lloyd's Syndicate Number 4020																YES
RJ-1120075 ..	Lloyd's Syndicate Number 4444																YES
RJ-1126004 ..	Lloyd's Syndicate Number 4472																YES
RJ-1126006 ..	Lloyd's Syndicate Number 5886																YES
RJ-1120181 ..	Partner Reins Co Ltd																YES
RJ-3190686 ..																	YES
5499999. Total Reciprocal Jurisdiction - Other Non-U.S. Insurers		13					13			13							XXX

ANNUAL STATEMENT FOR THE YEAR 2023 OF THE American National Lloyds Insurance Company

SCHEDULE F - PART 3 (Continued)

Ceded Reinsurance as of December 31, Current Year (\$000 Omitted)
(Aging of Ceded Reinsurance)

ID Number From Col. 1	Name of Reinsurer From Col. 3	Reinsurance Recoverable on Paid Losses and Paid Loss Adjustment Expenses						44 Total Recoverable on Paid Losses & LAE Amounts in Dispute Included in Col. 43	45 Recoverable on Paid Losses & LAE Over 90 Days Past Due Amounts Included in Cols. 40 & 41	46 Total Recoverable on Paid Losses & LAE Amounts Not in Dispute (Cols 43-44)	47 Recoverable on Paid Losses & LAE Over 90 Days Past Due Amounts Not in Dispute (Cols. 40 + 41 - 45)	48 Amounts Received Prior 90 Days	49 Percentage Overdue Col. 42/Col. 43	50 Percentage of Amounts More Than 90 Days Overdue Not in Dispute (Col. 47/[Cols. 46+48])	51 Percentage More Than 120 Days Overdue (Col. 41/ Col. 43)	52 Is the Amount in Col. 50 Less Than 20%? (Yes or No)	53 Amounts in Col. 47 for Reinsurers with Values Less Than 20% in Col. 50
		37	Overdue				43 Total Due Cols. 37+42 (In total should equal Cols. 7+8)										
		Current	38 1 - 29 Days	39 30 - 90 Days	40 91 - 120 Days	41 Over 120 Days											
5699999. Total Reciprocal Jurisdiction Excluding Protected Cells (Sum of 5099999, 5199999, 5299999, 5399999 and 5499999)		13					13		13							XXX	
5799999. Total Authorized, Unauthorized, Reciprocal Jurisdiction and Certified Excluding Protected Cells (Sum of 1499999, 2899999, 4299999 and 5699999)		147					147		147							XXX	
5899999. Total Protected Cells (Sum of 1399999, 2799999, 4199999 and 5599999)																XXX	
9999999 Totals		147					147		147							XXX	

ANNUAL STATEMENT FOR THE YEAR 2023 OF THE American National Lloyds Insurance Company

SCHEDULE F - PART 3 (Continued)

Ceded Reinsurance as of December 31, Current Year (\$000 Omitted)
(Provision for Reinsurance for Certified Reinsurers)

ID Number From Col. 1	Name of Reinsurer From Col. 3	Provision for Certified Reinsurance													Complete if Col. 52 = "No"; Otherwise Enter 0			69 Provision for Overdue Reinsurance Ceded to Certified Reinsurers (Greater of [Col. 62 + Col. 65] or Col.68; not to Exceed Col. 63)
		54	55	56	57	58	59	60	61	62	63	64	65	66	67	68		
		Certified Reinsurer Rating (1 through 6)	Effective Date of Certified Reinsurer Rating	Percent Collateral Required for Full Credit (0% through 100%)	Catastrophe Recoverables Qualifying for Collateral Deferral	Net Recoverables Subject to Collateral Requirements for Full Credit (Col. 19 - Col. 57)	Dollar Amount of Collateral Required (Col. 56 * Col. 58)	Percent of Collateral Provided for Net Recoverables Subject to Collateral Requirements ([Col. 20 + Col. 21 + Col. 22 + Col. 24] / Col. 58)	Percent Credit Allowed on Net Recoverables Subject to Collateral Requirements (Col. 60 / Col. 56, not to exceed 100%)	20% of Recoverable on Paid Losses & LAE Over 90 Days Past Due Amounts in Dispute (Col. 45 * 20%)	Amount of Credit Allowed for Net Recoverables (Col. 57 + [Col. 58 * Col. 61])	Provision for Reinsurance with Certified Reinsurers Due to Collateral Deficiency (Col. 19 - Col. 63)	20% of Recoverable on Paid Losses & LAE Over 90 Days Past Due Amounts Not in Dispute (Col. 47 * 20%)	Total Collateral Provided (Col. 20 + Col. 21 + Col. 24, not to Exceed Col. 63)	Net Unsecured Recoverable for Which Credit is Allowed (Col. 63 - Col. 66)	20% of Amount in Col. 67		
43-1010895	American Natl Prop & Cas Co	XXX	XXX	XXX	XXX	XXX	XXX	XXX	XXX	XXX	XXX	XXX	XXX	XXX	XXX	XXX	XXX	
0399999. Total Authorized - Affiliates - U.S. Non-Pool - Other				XXX	XXX	XXX	XXX	XXX	XXX	XXX	XXX	XXX	XXX	XXX	XXX	XXX	XXX	
0499999. Total Authorized - Affiliates - U.S. Non-Pool				XXX	XXX	XXX	XXX	XXX	XXX	XXX	XXX	XXX	XXX	XXX	XXX	XXX	XXX	
0799999. Total Authorized - Affiliates - Other (Non-U.S.)				XXX	XXX	XXX	XXX	XXX	XXX	XXX	XXX	XXX	XXX	XXX	XXX	XXX	XXX	
0899999. Total Authorized - Affiliates				XXX	XXX	XXX	XXX	XXX	XXX	XXX	XXX	XXX	XXX	XXX	XXX	XXX	XXX	
42-0234980	Employers Mut Cas Co	XXX	XXX	XXX	XXX	XXX	XXX	XXX	XXX	XXX	XXX	XXX	XXX	XXX	XXX	XXX	XXX	
35-2293075	Endurance Assurance Corporation	XXX	XXX	XXX	XXX	XXX	XXX	XXX	XXX	XXX	XXX	XXX	XXX	XXX	XXX	XXX	XXX	
22-2005057	Everest Reins Co	XXX	XXX	XXX	XXX	XXX	XXX	XXX	XXX	XXX	XXX	XXX	XXX	XXX	XXX	XXX	XXX	
06-0384680	Hartford Steam Boil Inspec & Ins Co	XXX	XXX	XXX	XXX	XXX	XXX	XXX	XXX	XXX	XXX	XXX	XXX	XXX	XXX	XXX	XXX	
74-2195939	Houston Cas Co	XXX	XXX	XXX	XXX	XXX	XXX	XXX	XXX	XXX	XXX	XXX	XXX	XXX	XXX	XXX	XXX	
13-3138390	Navigators Ins Co	XXX	XXX	XXX	XXX	XXX	XXX	XXX	XXX	XXX	XXX	XXX	XXX	XXX	XXX	XXX	XXX	
47-0698507	Odyssey Reins Co	XXX	XXX	XXX	XXX	XXX	XXX	XXX	XXX	XXX	XXX	XXX	XXX	XXX	XXX	XXX	XXX	
95-2379438	Palomar Specialty Ins Co	XXX	XXX	XXX	XXX	XXX	XXX	XXX	XXX	XXX	XXX	XXX	XXX	XXX	XXX	XXX	XXX	
23-1641984	QBE Reins Corp	XXX	XXX	XXX	XXX	XXX	XXX	XXX	XXX	XXX	XXX	XXX	XXX	XXX	XXX	XXX	XXX	
52-1952955	Renaissance Reins Us Inc	XXX	XXX	XXX	XXX	XXX	XXX	XXX	XXX	XXX	XXX	XXX	XXX	XXX	XXX	XXX	XXX	
75-1444207	Scor Reins Co	XXX	XXX	XXX	XXX	XXX	XXX	XXX	XXX	XXX	XXX	XXX	XXX	XXX	XXX	XXX	XXX	
13-1675535	Swiss Reins Amer Corp	XXX	XXX	XXX	XXX	XXX	XXX	XXX	XXX	XXX	XXX	XXX	XXX	XXX	XXX	XXX	XXX	
31-0542366	The Cincinnati Ins Co	XXX	XXX	XXX	XXX	XXX	XXX	XXX	XXX	XXX	XXX	XXX	XXX	XXX	XXX	XXX	XXX	
13-5616275	Transatlantic Reins Co	XXX	XXX	XXX	XXX	XXX	XXX	XXX	XXX	XXX	XXX	XXX	XXX	XXX	XXX	XXX	XXX	
0999999. Total Authorized - Other U.S. Unaffiliated Insurers				XXX	XXX	XXX	XXX	XXX	XXX	XXX	XXX	XXX	XXX	XXX	XXX	XXX	XXX	
AA-3194168	Aspen Bermuda Ltd	XXX	XXX	XXX	XXX	XXX	XXX	XXX	XXX	XXX	XXX	XXX	XXX	XXX	XXX	XXX	XXX	
AA-3194122	Davinci Reins Ltd	XXX	XXX	XXX	XXX	XXX	XXX	XXX	XXX	XXX	XXX	XXX	XXX	XXX	XXX	XXX	XXX	
AA-1340125	Hannover Rueck Se	XXX	XXX	XXX	XXX	XXX	XXX	XXX	XXX	XXX	XXX	XXX	XXX	XXX	XXX	XXX	XXX	
AA-3190871	Lancashire Ins Co Ltd	XXX	XXX	XXX	XXX	XXX	XXX	XXX	XXX	XXX	XXX	XXX	XXX	XXX	XXX	XXX	XXX	
AA-1126033	Lloyd's Syndicate Number 0033	XXX	XXX	XXX	XXX	XXX	XXX	XXX	XXX	XXX	XXX	XXX	XXX	XXX	XXX	XXX	XXX	
AA-1126435	Lloyd's Syndicate Number 0435	XXX	XXX	XXX	XXX	XXX	XXX	XXX	XXX	XXX	XXX	XXX	XXX	XXX	XXX	XXX	XXX	
AA-1126510	Lloyd's Syndicate Number 0510	XXX	XXX	XXX	XXX	XXX	XXX	XXX	XXX	XXX	XXX	XXX	XXX	XXX	XXX	XXX	XXX	
AA-1126623	Lloyd's Syndicate Number 0623	XXX	XXX	XXX	XXX	XXX	XXX	XXX	XXX	XXX	XXX	XXX	XXX	XXX	XXX	XXX	XXX	
AA-1127084	Lloyd's Syndicate Number 1084	XXX	XXX	XXX	XXX	XXX	XXX	XXX	XXX	XXX	XXX	XXX	XXX	XXX	XXX	XXX	XXX	
AA-1127225	Lloyd's Syndicate Number 1225	XXX	XXX	XXX	XXX	XXX	XXX	XXX	XXX	XXX	XXX	XXX	XXX	XXX	XXX	XXX	XXX	
AA-1127301	Lloyd's Syndicate Number 1301	XXX	XXX	XXX	XXX	XXX	XXX	XXX	XXX	XXX	XXX	XXX	XXX	XXX	XXX	XXX	XXX	
AA-1120156	Lloyd's Syndicate Number 1686	XXX	XXX	XXX	XXX	XXX	XXX	XXX	XXX	XXX	XXX	XXX	XXX	XXX	XXX	XXX	XXX	
AA-1120157	Lloyd's Syndicate Number 1729	XXX	XXX	XXX	XXX	XXX	XXX	XXX	XXX	XXX	XXX	XXX	XXX	XXX	XXX	XXX	XXX	
AA-1127861	Lloyd's Syndicate Number 1861	XXX	XXX	XXX	XXX	XXX	XXX	XXX	XXX	XXX	XXX	XXX	XXX	XXX	XXX	XXX	XXX	
AA-1120096	Lloyd's Syndicate Number 1880	XXX	XXX	XXX	XXX	XXX	XXX	XXX	XXX	XXX	XXX	XXX	XXX	XXX	XXX	XXX	XXX	
AA-1120054	Lloyd's Syndicate Number 1886 (Incidental To 2999)	XXX	XXX	XXX	XXX	XXX	XXX	XXX	XXX	XXX	XXX	XXX	XXX	XXX	XXX	XXX	XXX	
AA-1120083	Lloyd's Syndicate Number 1910	XXX	XXX	XXX	XXX	XXX	XXX	XXX	XXX	XXX	XXX	XXX	XXX	XXX	XXX	XXX	XXX	
AA-1120084	Lloyd's Syndicate Number 1955	XXX	XXX	XXX	XXX	XXX	XXX	XXX	XXX	XXX	XXX	XXX	XXX	XXX	XXX	XXX	XXX	
AA-1120106	Lloyd's Syndicate Number 1969	XXX	XXX	XXX	XXX	XXX	XXX	XXX	XXX	XXX	XXX	XXX	XXX	XXX	XXX	XXX	XXX	
AA-1128001	Lloyd's Syndicate Number 2001	XXX	XXX	XXX	XXX	XXX	XXX	XXX	XXX	XXX	XXX	XXX	XXX	XXX	XXX	XXX	XXX	
AA-1128003	Lloyd's Syndicate Number 2003	XXX	XXX	XXX	XXX	XXX	XXX	XXX	XXX	XXX	XXX	XXX	XXX	XXX	XXX	XXX	XXX	

ANNUAL STATEMENT FOR THE YEAR 2023 OF THE American National Lloyds Insurance Company

SCHEDULE F - PART 3 (Continued)

Ceded Reinsurance as of December 31, Current Year (\$000 Omitted)
(Provision for Reinsurance for Certified Reinsurers)

ID Number From Col. 1	Name of Reinsurer From Col. 3	Provision for Certified Reinsurance													Complete if Col. 52 = "No"; Otherwise Enter 0			69 Provision for Overdue Reinsurance Ceded to Certified Reinsurers (Greater of [Col. 62 + Col. 65] or Col.68; not to Exceed Col. 63)
		54	55	56	57	58	59	60	61	62	63	64	65	66	67	68		
		Certified Reinsurer Rating (1 through 6)	Effective Date of Certified Reinsurer Rating	Percent Collateral Required for Full Credit (0% through 100%)	Catastrophe Recoverables Qualifying for Collateral Deferral	Net Recoverables Subject to Collateral Requirements for Full Credit (Col. 19 - Col. 57)	Dollar Amount of Collateral Required (Col. 56 * Col. 58)	Percent of Collateral Provided for Net Recoverables Subject to Collateral Requirements ([Col. 20 + Col. 21 + Col. 22 + Col. 24] / Col. 58)	Percent Credit Allowed on Net Recoverables Subject to Collateral Requirements (Col. 60 / Col. 56, not to exceed 100%)	20% of Recoverable on Paid Losses & LAE Over 90 Days Past Due Amounts in Dispute (Col. 45 * 20%)	Amount of Credit Allowed for Net Recoverables (Col. 57 + [Col. 58 * Col. 61])	Provision for Reinsurance with Certified Reinsurers Due to Collateral Deficiency (Col. 19 - Col. 63)	20% of Recoverable on Paid Losses & LAE Over 90 Days Past Due Amounts Not in Dispute (Col. 47 * 20%)	Total Collateral Provided (Col. 20 + Col. 21 + Col. 24, not to Exceed Col. 63)	Net Unsecured Recoverable for Which Credit is Allowed (Col. 63 - Col. 66)	20% of Amount in Col. 67		
AA-1128010	Lloyd's Syndicate Number 2010	XXX	XXX	XXX	XXX	XXX	XXX	XXX	XXX	XXX	XXX	XXX	XXX	XXX	XXX	XXX	XXX	XXX
AA-1128623	Lloyd's Syndicate Number 2623	XXX	XXX	XXX	XXX	XXX	XXX	XXX	XXX	XXX	XXX	XXX	XXX	XXX	XXX	XXX	XXX	XXX
AA-1128791	Lloyd's Syndicate Number 2791	XXX	XXX	XXX	XXX	XXX	XXX	XXX	XXX	XXX	XXX	XXX	XXX	XXX	XXX	XXX	XXX	XXX
AA-1128987	Lloyd's Syndicate Number 2987	XXX	XXX	XXX	XXX	XXX	XXX	XXX	XXX	XXX	XXX	XXX	XXX	XXX	XXX	XXX	XXX	XXX
AA-1120179	Lloyd's Syndicate Number 2988	XXX	XXX	XXX	XXX	XXX	XXX	XXX	XXX	XXX	XXX	XXX	XXX	XXX	XXX	XXX	XXX	XXX
AA-1120075	Lloyd's Syndicate Number 4020	XXX	XXX	XXX	XXX	XXX	XXX	XXX	XXX	XXX	XXX	XXX	XXX	XXX	XXX	XXX	XXX	XXX
AA-1126004	Lloyd's Syndicate Number 4444	XXX	XXX	XXX	XXX	XXX	XXX	XXX	XXX	XXX	XXX	XXX	XXX	XXX	XXX	XXX	XXX	XXX
AA-1126006	Lloyd's Syndicate Number 4472	XXX	XXX	XXX	XXX	XXX	XXX	XXX	XXX	XXX	XXX	XXX	XXX	XXX	XXX	XXX	XXX	XXX
AA-1120181	Lloyd's Syndicate Number 5886	XXX	XXX	XXX	XXX	XXX	XXX	XXX	XXX	XXX	XXX	XXX	XXX	XXX	XXX	XXX	XXX	XXX
AA-3190686	Partner Reins Co Ltd	XXX	XXX	XXX	XXX	XXX	XXX	XXX	XXX	XXX	XXX	XXX	XXX	XXX	XXX	XXX	XXX	XXX
AA-3190339	Renaissance Reins Ltd	XXX	XXX	XXX	XXX	XXX	XXX	XXX	XXX	XXX	XXX	XXX	XXX	XXX	XXX	XXX	XXX	XXX
AA-3190870	Validus Reins Ltd	XXX	XXX	XXX	XXX	XXX	XXX	XXX	XXX	XXX	XXX	XXX	XXX	XXX	XXX	XXX	XXX	XXX
1299999	Total Authorized - Other Non-U.S. Insurers			XXX	XXX	XXX	XXX	XXX	XXX	XXX	XXX	XXX	XXX	XXX	XXX	XXX	XXX	XXX
1499999	Total Authorized Excluding Protected Cells (Sum of 0899999, 0999999, 1099999, 1199999 and 1299999)			XXX	XXX	XXX	XXX	XXX	XXX	XXX	XXX	XXX	XXX	XXX	XXX	XXX	XXX	XXX
1899999	Total Unauthorized - Affiliates - U.S. Non-Pool			XXX	XXX	XXX	XXX	XXX	XXX	XXX	XXX	XXX	XXX	XXX	XXX	XXX	XXX	XXX
2199999	Total Unauthorized - Affiliates - Other (Non-U.S.)			XXX	XXX	XXX	XXX	XXX	XXX	XXX	XXX	XXX	XXX	XXX	XXX	XXX	XXX	XXX
2299999	Total Unauthorized - Affiliates			XXX	XXX	XXX	XXX	XXX	XXX	XXX	XXX	XXX	XXX	XXX	XXX	XXX	XXX	XXX
AA-3194128	Allied World Assurance Co Ltd	XXX	XXX	XXX	XXX	XXX	XXX	XXX	XXX	XXX	XXX	XXX	XXX	XXX	XXX	XXX	XXX	XXX
AA-3191454	Axa XL Reins Ltd	XXX	XXX	XXX	XXX	XXX	XXX	XXX	XXX	XXX	XXX	XXX	XXX	XXX	XXX	XXX	XXX	XXX
AA-1780116	Chaucer Ins Co Designated Activity	XXX	XXX	XXX	XXX	XXX	XXX	XXX	XXX	XXX	XXX	XXX	XXX	XXX	XXX	XXX	XXX	XXX
AA-9240012	China Prop & Cas Reins Co Ltd	XXX	XXX	XXX	XXX	XXX	XXX	XXX	XXX	XXX	XXX	XXX	XXX	XXX	XXX	XXX	XXX	XXX
AA-1120191	Convex Ins UK Ltd	XXX	XXX	XXX	XXX	XXX	XXX	XXX	XXX	XXX	XXX	XXX	XXX	XXX	XXX	XXX	XXX	XXX
AA-3191400	Convex Re Ltd	XXX	XXX	XXX	XXX	XXX	XXX	XXX	XXX	XXX	XXX	XXX	XXX	XXX	XXX	XXX	XXX	XXX
AA-3191289	Fidelis Ins Bermuda Ltd	XXX	XXX	XXX	XXX	XXX	XXX	XXX	XXX	XXX	XXX	XXX	XXX	XXX	XXX	XXX	XXX	XXX
AA-1120175	Fidelis Underwriting Ltd	XXX	XXX	XXX	XXX	XXX	XXX	XXX	XXX	XXX	XXX	XXX	XXX	XXX	XXX	XXX	XXX	XXX
AA-3190060	Hannover Re (Bermuda) Ltd	XXX	XXX	XXX	XXX	XXX	XXX	XXX	XXX	XXX	XXX	XXX	XXX	XXX	XXX	XXX	XXX	XXX
AA-1460019	Ms Amlin Ag	XXX	XXX	XXX	XXX	XXX	XXX	XXX	XXX	XXX	XXX	XXX	XXX	XXX	XXX	XXX	XXX	XXX
AA-5320039	Peak Reins Co Ltd	XXX	XXX	XXX	XXX	XXX	XXX	XXX	XXX	XXX	XXX	XXX	XXX	XXX	XXX	XXX	XXX	XXX
AA-1340004	R V Versicherung Ag	XXX	XXX	XXX	XXX	XXX	XXX	XXX	XXX	XXX	XXX	XXX	XXX	XXX	XXX	XXX	XXX	XXX
AA-8310009	Secquaero Re Arvine IC Limited	XXX	XXX	XXX	XXX	XXX	XXX	XXX	XXX	XXX	XXX	XXX	XXX	XXX	XXX	XXX	XXX	XXX
AA-5324100	Taiping Reins Co Ltd	XXX	XXX	XXX	XXX	XXX	XXX	XXX	XXX	XXX	XXX	XXX	XXX	XXX	XXX	XXX	XXX	XXX
AA-3191432	Vantage Risk Ltd	XXX	XXX	XXX	XXX	XXX	XXX	XXX	XXX	XXX	XXX	XXX	XXX	XXX	XXX	XXX	XXX	XXX
2699999	Total Unauthorized - Other Non-U.S. Insurers			XXX	XXX	XXX	XXX	XXX	XXX	XXX	XXX	XXX	XXX	XXX	XXX	XXX	XXX	XXX
2899999	Total Unauthorized Excluding Protected Cells (Sum of 2299999, 2399999, 2499999, 2599999 and 2699999)			XXX	XXX	XXX	XXX	XXX	XXX	XXX	XXX	XXX	XXX	XXX	XXX	XXX	XXX	XXX
3299999	Total Certified - Affiliates - U.S. Non-Pool			XXX				XXX	XXX									
3599999	Total Certified - Affiliates - Other (Non-U.S.)			XXX				XXX	XXX									
3699999	Total Certified - Affiliates			XXX				XXX	XXX									
CR-3194126	Arch Reins Ltd	3	01/01/2019	20.0		14		3	21.4	100.0		14						
CR-3190770	Chubb Tempest Reins Ltd	2	08/06/2019	10.0		5		1	20.0	100.0		5						

ANNUAL STATEMENT FOR THE YEAR 2023 OF THE American National Lloyds Insurance Company

SCHEDULE F - PART 3 (Continued)

Ceded Reinsurance as of December 31, Current Year (\$000 Omitted)
(Provision for Reinsurance for Certified Reinsurers)

ID Number From Col. 1	Name of Reinsurer From Col. 3	Provision for Certified Reinsurance												Complete if Col. 52 = "No"; Otherwise Enter 0			69 Provision for Overdue Reinsurance Ceded to Certified Reinsurers (Greater of [Col. 62 + Col. 65] or Col.68; not to Exceed Col. 63)
		54	55	56	57	58	59	60	61	62	63	64	65	66	67	68	
		Certified Reinsurer Rating (1 through 6)	Effective Date of Certified Reinsurer Rating	Percent Collateral Required for Full Credit (0% through 100%)	Catastrophe Recoverables Qualifying for Collateral Deferral	Net Recoverables Subject to Collateral Requirements for Full Credit (Col. 19 - Col. 57)	Dollar Amount of Collateral Required (Col. 56 * Col. 58)	Percent of Collateral Provided for Net Recoverables Subject to Collateral Requirements ([Col. 20 + Col. 21 + Col. 22 + Col. 24] / Col. 58)	Percent Credit Allowed on Net Recoverables Subject to Collateral Requirements (Col. 60 / Col. 56, not to exceed 100%)	20% of Recoverable on Paid Losses & LAE Over 90 Days Past Due Amounts in Dispute (Col. 45 * 20%)	Amount of Credit Allowed for Net Recoverables (Col. 57 + [Col. 58 * Col. 61])	Provision for Reinsurance with Certified Reinsurers Due to Collateral Deficiency (Col. 19 - Col. 63)	20% of Recoverable on Paid Losses & LAE Over 90 Days Past Due Amounts Not in Dispute (Col. 47 * 20%)	Total Collateral Provided (Col. 20 + Col. 21 + Col. 24, not to Exceed Col. 63)	Net Unsecured Recoverable for Which Credit is Allowed (Col. 63 - Col. 66)	20% of Amount in Col. 67	
CR-3191289	Fidelis Ins Bermuda Ltd	4	.12/07/2021	50.0		.1	.1	100.0	100.0			.1					
CR-1120175	Fidelis Underwriting Ltd	4	.12/07/2021	50.0		.1	.1	100.0	100.0			.1					
CR-3190875	Hiscox Ins Co (Bermuda) Ltd	3	.01/22/2019	20.0		20	4	20.0	100.0			20					
CR-3191315	XL Bermuda Ltd	3	.01/01/2019	20.0		24	5	20.8	100.0			24					
4099999	Total Certified - Other Non-U.S. Insurers			XXX		65	13	XXX	XXX			65					
4299999	Total Certified Excluding Protected Cells (Sum of 3699999, 3799999, 3899999, 3999999 and 4099999)			XXX		65	13	XXX	XXX			65					
4699999	Total Reciprocal Jurisdiction - Affiliates - U.S. Non-Pool			XXX	XXX	XXX	XXX	XXX	XXX	XXX	XXX	XXX	XXX	XXX	XXX	XXX	XXX
4999999	Total Reciprocal Jurisdiction - Affiliates - Other (Non-U.S.)			XXX	XXX	XXX	XXX	XXX	XXX	XXX	XXX	XXX	XXX	XXX	XXX	XXX	XXX
5099999	Total Reciprocal Jurisdiction - Affiliates			XXX	XXX	XXX	XXX	XXX	XXX	XXX	XXX	XXX	XXX	XXX	XXX	XXX	XXX
RJ-3194126	Arch Reins Ltd	XXX	XXX	XXX	XXX	XXX	XXX	XXX	XXX	XXX	XXX	XXX	XXX	XXX	XXX	XXX	XXX
RJ-3194168	Aspen Bermuda Ltd	XXX	XXX	XXX	XXX	XXX	XXX	XXX	XXX	XXX	XXX	XXX	XXX	XXX	XXX	XXX	XXX
RJ-1120191	Convex Ins Uk Ltd	XXX	XXX	XXX	XXX	XXX	XXX	XXX	XXX	XXX	XXX	XXX	XXX	XXX	XXX	XXX	XXX
RJ-3191400	Convex Re Ltd	XXX	XXX	XXX	XXX	XXX	XXX	XXX	XXX	XXX	XXX	XXX	XXX	XXX	XXX	XXX	XXX
RJ-3190875	Hiscox Ins Co (Bermuda) Ltd	XXX	XXX	XXX	XXX	XXX	XXX	XXX	XXX	XXX	XXX	XXX	XXX	XXX	XXX	XXX	XXX
RJ-3190871	Lancashire Ins Co Ltd	XXX	XXX	XXX	XXX	XXX	XXX	XXX	XXX	XXX	XXX	XXX	XXX	XXX	XXX	XXX	XXX
RJ-1126033	Lloyd's Syndicate Number 0033	XXX	XXX	XXX	XXX	XXX	XXX	XXX	XXX	XXX	XXX	XXX	XXX	XXX	XXX	XXX	XXX
RJ-1126435	Lloyd's Syndicate Number 0435	XXX	XXX	XXX	XXX	XXX	XXX	XXX	XXX	XXX	XXX	XXX	XXX	XXX	XXX	XXX	XXX
RJ-1126566	Lloyd's Syndicate Number 0566 (Incidental To 2999)	XXX	XXX	XXX	XXX	XXX	XXX	XXX	XXX	XXX	XXX	XXX	XXX	XXX	XXX	XXX	XXX
RJ-1126623	Lloyd's Syndicate Number 0623	XXX	XXX	XXX	XXX	XXX	XXX	XXX	XXX	XXX	XXX	XXX	XXX	XXX	XXX	XXX	XXX
RJ-1127084	Lloyd's Syndicate Number 1084	XXX	XXX	XXX	XXX	XXX	XXX	XXX	XXX	XXX	XXX	XXX	XXX	XXX	XXX	XXX	XXX
RJ-1127183	Lloyd's Syndicate Number 1183	XXX	XXX	XXX	XXX	XXX	XXX	XXX	XXX	XXX	XXX	XXX	XXX	XXX	XXX	XXX	XXX
RJ-1127301	Lloyd's Syndicate Number 1301	XXX	XXX	XXX	XXX	XXX	XXX	XXX	XXX	XXX	XXX	XXX	XXX	XXX	XXX	XXX	XXX
RJ-1120157	Lloyd's Syndicate Number 1729	XXX	XXX	XXX	XXX	XXX	XXX	XXX	XXX	XXX	XXX	XXX	XXX	XXX	XXX	XXX	XXX
RJ-1120084	Lloyd's Syndicate Number 1955	XXX	XXX	XXX	XXX	XXX	XXX	XXX	XXX	XXX	XXX	XXX	XXX	XXX	XXX	XXX	XXX
RJ-1128010	Lloyd's Syndicate Number 2010	XXX	XXX	XXX	XXX	XXX	XXX	XXX	XXX	XXX	XXX	XXX	XXX	XXX	XXX	XXX	XXX
RJ-1128121	Lloyd's Syndicate Number 2121	XXX	XXX	XXX	XXX	XXX	XXX	XXX	XXX	XXX	XXX	XXX	XXX	XXX	XXX	XXX	XXX
RJ-1128623	Lloyd's Syndicate Number 2623	XXX	XXX	XXX	XXX	XXX	XXX	XXX	XXX	XXX	XXX	XXX	XXX	XXX	XXX	XXX	XXX
RJ-1128791	Lloyd's Syndicate Number 2791	XXX	XXX	XXX	XXX	XXX	XXX	XXX	XXX	XXX	XXX	XXX	XXX	XXX	XXX	XXX	XXX
RJ-1128987	Lloyd's Syndicate Number 2987	XXX	XXX	XXX	XXX	XXX	XXX	XXX	XXX	XXX	XXX	XXX	XXX	XXX	XXX	XXX	XXX
RJ-1120075	Lloyd's Syndicate Number 4020	XXX	XXX	XXX	XXX	XXX	XXX	XXX	XXX	XXX	XXX	XXX	XXX	XXX	XXX	XXX	XXX
RJ-1126004	Lloyd's Syndicate Number 4444	XXX	XXX	XXX	XXX	XXX	XXX	XXX	XXX	XXX	XXX	XXX	XXX	XXX	XXX	XXX	XXX
RJ-1126006	Lloyd's Syndicate Number 4472	XXX	XXX	XXX	XXX	XXX	XXX	XXX	XXX	XXX	XXX	XXX	XXX	XXX	XXX	XXX	XXX
RJ-1120181	Lloyd's Syndicate Number 5886	XXX	XXX	XXX	XXX	XXX	XXX	XXX	XXX	XXX	XXX	XXX	XXX	XXX	XXX	XXX	XXX
RJ-3190686	Partner Reins Co Ltd	XXX	XXX	XXX	XXX	XXX	XXX	XXX	XXX	XXX	XXX	XXX	XXX	XXX	XXX	XXX	XXX
5499999	Total Reciprocal Jurisdiction - Other Non-U.S. Insurers			XXX	XXX	XXX	XXX	XXX	XXX	XXX	XXX	XXX	XXX	XXX	XXX	XXX	XXX
5699999	Total Reciprocal Jurisdiction Excluding Protected Cells (Sum of 5099999, 5199999, 5299999, 5399999 and 5499999)			XXX	XXX	XXX	XXX	XXX	XXX	XXX	XXX	XXX	XXX	XXX	XXX	XXX	XXX
5799999	Total Authorized, Unauthorized, Reciprocal Jurisdiction and Certified Excluding Protected Cells (Sum of 1499999, 2899999, 4299999 and 5699999)			XXX		65	13	XXX	XXX			65					
5899999	Total Protected Cells (Sum of 1399999, 2799999, 4199999 and 5599999)			XXX				XXX	XXX								
9999999	Totals			XXX		65	13	XXX	XXX			65					

ANNUAL STATEMENT FOR THE YEAR 2023 OF THE American National Lloyds Insurance Company

SCHEDULE F - PART 3 (Continued)

Ceded Reinsurance as of December 31, Current Year (\$000 Omitted)
(Total Provision for Reinsurance)

ID Number From Col. 1	Name of Reinsurer From Col. 3	70 20% of Recoverable on Paid Losses & LAE Over 90 Days past Due Amounts Not in Dispute (Col. 47 * 20%)	Provision for Unauthorized Reinsurance		Provision for Overdue Authorized and Reciprocal Jurisdiction Reinsurance		Total Provision for Reinsurance			
			71	72	73	74	75	76	77	78
			Provision for Reinsurance with Unauthorized Reinsurers Due to Collateral Deficiency (Col. 26)	Provision for Overdue Reinsurance from Unauthorized Reinsurers and Amounts in Dispute (Col. 70 + 20% of the Amount in Col. 16)	Complete if Col. 52 = "Yes"; Otherwise Enter 0 20% of Recoverable on Paid Losses & LAE Over 90 Days Past Due Amounts Not in Dispute + 20% of Amounts in Dispute ([Col. 47 * 20%] + [Col. 45 * 20%])	Complete if Col. 52 = "No"; Otherwise Enter 0 Greater of 20% of Net Recoverable Net of Funds Held & Collateral, or 20% of Recoverable on Paid Losses & LAE Over 90 Days Past Due (Greater of Col. 26 * 20% or Cols. [40 + 41] * 20%)	Provision for Amounts Ceded to Authorized and Reciprocal Reinsurers (Cols. 73 + 74)	Provision for Amounts Ceded to Unauthorized Reinsurers (Cols. 71 + 72 Not in Excess of Col. 15)	Provision for Amounts Ceded to Certified Reinsurers (Cols. 64 + 69)	Total Provision for Reinsurance (Cols. 75 + 76 + 77)
43-1010895	American Natl Prop & Cas Co		XXX	XXX				XXX	XXX	
0399999	Total Authorized - Affiliates - U.S. Non-Pool - Other		XXX	XXX				XXX	XXX	
0499999	Total Authorized - Affiliates - U.S. Non-Pool		XXX	XXX				XXX	XXX	
0799999	Total Authorized - Affiliates - Other (Non-U.S.)		XXX	XXX				XXX	XXX	
0899999	Total Authorized - Affiliates		XXX	XXX				XXX	XXX	
42-0234980	Employers Mut Cas Co		XXX	XXX				XXX	XXX	
35-2293075	Endurance Assurance Corporation		XXX	XXX				XXX	XXX	
22-2005057	Everest Reins Co		XXX	XXX				XXX	XXX	
06-0384680	Hartford Steam Boil Inspec & Ins Co		XXX	XXX				XXX	XXX	
74-2195939	Houston Cas Co		XXX	XXX				XXX	XXX	
13-3138390	Navigators Ins Co		XXX	XXX				XXX	XXX	
47-0698507	Odyssey Reins Co		XXX	XXX				XXX	XXX	
95-2379438	Palomar Specialty Ins Co		XXX	XXX				XXX	XXX	
23-1641984	QBE Reins Corp		XXX	XXX				XXX	XXX	
52-1952955	Renaissance Reins Us Inc		XXX	XXX				XXX	XXX	
75-1444207	Scor Reins Co		XXX	XXX				XXX	XXX	
13-1675535	Swiss Reins Amer Corp		XXX	XXX				XXX	XXX	
31-0542366	The Cincinnati Ins Co		XXX	XXX				XXX	XXX	
13-5616275	Transatlantic Reins Co		XXX	XXX				XXX	XXX	
0999999	Total Authorized - Other U.S. Unaffiliated Insurers		XXX	XXX				XXX	XXX	
AA-3194168	Aspen Bermuda Ltd		XXX	XXX				XXX	XXX	
AA-3194122	Davinci Reins Ltd		XXX	XXX				XXX	XXX	
AA-1340125	Hannover Rueck Se		XXX	XXX				XXX	XXX	
AA-3190871	Lancashire Ins Co Ltd		XXX	XXX				XXX	XXX	
AA-1126033	Lloyd's Syndicate Number 0033		XXX	XXX				XXX	XXX	
AA-1126435	Lloyd's Syndicate Number 0435		XXX	XXX				XXX	XXX	
AA-1126510	Lloyd's Syndicate Number 0510		XXX	XXX				XXX	XXX	
AA-1126623	Lloyd's Syndicate Number 0623		XXX	XXX				XXX	XXX	
AA-1127084	Lloyd's Syndicate Number 1084		XXX	XXX				XXX	XXX	
AA-1127225	Lloyd's Syndicate Number 1225		XXX	XXX				XXX	XXX	
AA-1127301	Lloyd's Syndicate Number 1301		XXX	XXX				XXX	XXX	
AA-1120156	Lloyd's Syndicate Number 1686		XXX	XXX				XXX	XXX	
AA-1120157	Lloyd's Syndicate Number 1729		XXX	XXX				XXX	XXX	
AA-1127861	Lloyd's Syndicate Number 1861		XXX	XXX				XXX	XXX	
AA-1120096	Lloyd's Syndicate Number 1880		XXX	XXX				XXX	XXX	
AA-1120054	Lloyd's Syndicate Number 1886 (Incidental To 2999)		XXX	XXX				XXX	XXX	
AA-1120083	Lloyd's Syndicate Number 1910		XXX	XXX				XXX	XXX	
AA-1120084	Lloyd's Syndicate Number 1955		XXX	XXX				XXX	XXX	
AA-1120106	Lloyd's Syndicate Number 1969		XXX	XXX				XXX	XXX	
AA-1128001	Lloyd's Syndicate Number 2001		XXX	XXX				XXX	XXX	

ANNUAL STATEMENT FOR THE YEAR 2023 OF THE American National Lloyds Insurance Company

SCHEDULE F - PART 3 (Continued)

Ceded Reinsurance as of December 31, Current Year (\$000 Omitted)
(Total Provision for Reinsurance)

ID Number From Col. 1	Name of Reinsurer From Col. 3	70 20% of Recoverable on Paid Losses & LAE Over 90 Days past Due Amounts Not in Dispute (Col. 47 * 20%)	Provision for Unauthorized Reinsurance		Provision for Overdue Authorized and Reciprocal Jurisdiction Reinsurance		Total Provision for Reinsurance				
			71	72	73	74	75	76	77	78	
			Provision for Reinsurance with Unauthorized Reinsurers Due to Collateral Deficiency (Col. 26)	Provision for Overdue Reinsurance from Unauthorized Reinsurers and Amounts in Dispute (Col. 70 + 20% of the Amount in Col. 16)	Complete if Col. 52 = "Yes"; Otherwise Enter 0	Complete if Col. 52 = "No"; Otherwise Enter 0	Provision for Amounts Ceded to Authorized and Reciprocal Jurisdiction Reinsurers (Cols. 73 + 74)	Provision for Amounts Ceded to Unauthorized Reinsurers (Cols. 71 + 72 Not in Excess of Col. 15)	Provision for Amounts Ceded to Certified Reinsurers (Cols. 64 + 69)	Total Provision for Reinsurance (Cols. 75 + 76 + 77)	
AA-1128003 ..	Lloyd's Syndicate Number 2003		XXX	XXX					XXX	XXX	
AA-1128010 ..	Lloyd's Syndicate Number 2010		XXX	XXX					XXX	XXX	
AA-1128623 ..	Lloyd's Syndicate Number 2623		XXX	XXX					XXX	XXX	
AA-1128791 ..	Lloyd's Syndicate Number 2791		XXX	XXX					XXX	XXX	
AA-1128987 ..	Lloyd's Syndicate Number 2987		XXX	XXX					XXX	XXX	
AA-1120179 ..	Lloyd's Syndicate Number 2988		XXX	XXX					XXX	XXX	
AA-1120075 ..	Lloyd's Syndicate Number 4020		XXX	XXX					XXX	XXX	
AA-1126004 ..	Lloyd's Syndicate Number 4444		XXX	XXX					XXX	XXX	
AA-1126006 ..	Lloyd's Syndicate Number 4472		XXX	XXX					XXX	XXX	
AA-1120181 ..	Lloyd's Syndicate Number 5886		XXX	XXX					XXX	XXX	
AA-3190686 ..	Partner Reins Co Ltd		XXX	XXX					XXX	XXX	
AA-3190339 ..	Renaissance Reins Ltd		XXX	XXX					XXX	XXX	
AA-3190870 ..	Validus Reins Ltd		XXX	XXX					XXX	XXX	
1299999.	Total Authorized - Other Non-U.S. Insurers		XXX	XXX					XXX	XXX	
1499999.	Total Authorized Excluding Protected Cells (Sum of 0899999, 0999999, 1099999, 1199999 and 1299999)		XXX	XXX					XXX	XXX	
1899999.	Total Unauthorized - Affiliates - U.S. Non-Pool				XXX	XXX	XXX	XXX		XXX	
2199999.	Total Unauthorized - Affiliates - Other (Non-U.S.)				XXX	XXX	XXX			XXX	
2299999.	Total Unauthorized - Affiliates				XXX	XXX	XXX			XXX	
AA-3194128 ..	Allied World Assurance Co Ltd				XXX	XXX	XXX			XXX	
AA-3191454 ..	Axa XL Reins Ltd				XXX	XXX	XXX			XXX	
AA-1780116 ..	Chaucer Ins Co Designated Activity				XXX	XXX	XXX			XXX	
AA-9240012 ..	China Prop & Cas Reins Co Ltd				XXX	XXX	XXX			XXX	
AA-1120191 ..	Convex Ins Uk Ltd				XXX	XXX	XXX			XXX	
AA-3191400 ..	Convex Re Ltd				XXX	XXX	XXX			XXX	
AA-3191289 ..	Fidelis Ins Bermuda Ltd				XXX	XXX	XXX			XXX	
AA-1120175 ..	Fidelis Underwriting Ltd				XXX	XXX	XXX			XXX	
AA-3190060 ..	Hannover Re (Bermuda) Ltd				XXX	XXX	XXX			XXX	
AA-1460019 ..	Mls Amlin Ag				XXX	XXX	XXX			XXX	
AA-5320039 ..	Peak Reins Co Ltd				XXX	XXX	XXX			XXX	
AA-1340004 ..	R V Versicherung Ag				XXX	XXX	XXX			XXX	
AA-8310009 ..	Secquaero Re Arvine IC Limited				XXX	XXX	XXX			XXX	
AA-5324100 ..	Taiping Reins Co Ltd				XXX	XXX	XXX			XXX	
AA-3191432 ..	Vantage Risk Ltd				XXX	XXX	XXX			XXX	
2699999.	Total Unauthorized - Other Non-U.S. Insurers				XXX	XXX	XXX			XXX	
2899999.	Total Unauthorized Excluding Protected Cells (Sum of 2299999, 2399999, 2499999, 2599999 and 2699999)				XXX	XXX	XXX			XXX	
3299999.	Total Certified - Affiliates - U.S. Non-Pool	XXX	XXX	XXX	XXX	XXX	XXX	XXX	XXX		
3599999.	Total Certified - Affiliates - Other (Non-U.S.)	XXX	XXX	XXX	XXX	XXX	XXX	XXX	XXX		
3699999.	Total Certified - Affiliates	XXX	XXX	XXX	XXX	XXX	XXX	XXX	XXX		

ANNUAL STATEMENT FOR THE YEAR 2023 OF THE American National Lloyds Insurance Company

SCHEDULE F - PART 3 (Continued)

Ceded Reinsurance as of December 31, Current Year (\$000 Omitted)
(Total Provision for Reinsurance)

ID Number From Col. 1	Name of Reinsurer From Col. 3	70 20% of Recoverable on Paid Losses & LAE Over 90 Days past Due Amounts Not in Dispute (Col. 47 * 20%)	Provision for Unauthorized Reinsurance		Provision for Overdue Authorized and Reciprocal Jurisdiction Reinsurance		Total Provision for Reinsurance				
			71	72	73	74	75	76	77	78	
			Provision for Reinsurance with Unauthorized Reinsurers Due to Collateral Deficiency (Col. 26)	Provision for Overdue Reinsurance from Unauthorized Reinsurers and Amounts in Dispute (Col. 70 + 20% of the Amount in Col. 16)	Complete if Col. 52 = "Yes"; Otherwise Enter 0	Complete if Col. 52 = "No"; Otherwise Enter 0	Provision for Amounts Ceded to Authorized and Reciprocal Jurisdiction Reinsurers (Cols. 73 + 74)	Provision for Amounts Ceded to Unauthorized Reinsurers (Cols. 71 + 72 Not in Excess of Col. 15)	Provision for Amounts Ceded to Certified Reinsurers (Cols. 64 + 69)	Total Provision for Reinsurance (Cols. 75 + 76 + 77)	
CR-3194126 .. Arch Reins Ltd		XXX	XXX	XXX	XXX	XXX	XXX	XXX	XXX		
CR-3190770 .. Chubb Tempest Reins Ltd		XXX	XXX	XXX	XXX	XXX	XXX	XXX	XXX		
CR-3191289 .. Fidelis Ins Bermuda Ltd		XXX	XXX	XXX	XXX	XXX	XXX	XXX	XXX		
CR-1120175 .. Fidelis Underwriting Ltd		XXX	XXX	XXX	XXX	XXX	XXX	XXX	XXX		
CR-3190875 .. Hiscox Ins Co (Bermuda) Ltd		XXX	XXX	XXX	XXX	XXX	XXX	XXX	XXX		
CR-3191315 .. XL Bermuda Ltd		XXX	XXX	XXX	XXX	XXX	XXX	XXX	XXX		
4099999. Total Certified - Other Non-U.S. Insurers		XXX	XXX	XXX	XXX	XXX	XXX	XXX	XXX		
4299999. Total Certified Excluding Protected Cells (Sum of 3699999, 3799999, 3899999, 3999999 and 4099999)		XXX	XXX	XXX	XXX	XXX	XXX	XXX	XXX		
4699999. Total Reciprocal Jurisdiction - Affiliates - U.S. Non-Pool			XXX	XXX					XXX	XXX	
4999999. Total Reciprocal Jurisdiction - Affiliates - Other (Non-U.S.)			XXX	XXX					XXX	XXX	
5099999. Total Reciprocal Jurisdiction - Affiliates			XXX	XXX					XXX	XXX	
RJ-3194126 .. Arch Reins Ltd			XXX	XXX					XXX	XXX	
RJ-3194168 .. Aspen Bermuda Ltd			XXX	XXX					XXX	XXX	
RJ-1120191 .. Convex Ins UK Ltd			XXX	XXX					XXX	XXX	
RJ-3191400 .. Convex Re Ltd			XXX	XXX					XXX	XXX	
RJ-3190875 .. Hiscox Ins Co (Bermuda) Ltd			XXX	XXX					XXX	XXX	
RJ-3190871 .. Lancashire Ins Co Ltd			XXX	XXX					XXX	XXX	
RJ-1126033 .. Lloyd's Syndicate Number 0033			XXX	XXX					XXX	XXX	
RJ-1126435 .. Lloyd's Syndicate Number 0435			XXX	XXX					XXX	XXX	
RJ-1126566 .. Lloyd's Syndicate Number 0566 (Incidental To 2999)			XXX	XXX					XXX	XXX	
RJ-1126623 .. Lloyd's Syndicate Number 0623			XXX	XXX					XXX	XXX	
RJ-1127084 .. Lloyd's Syndicate Number 1084			XXX	XXX					XXX	XXX	
RJ-1127183 .. Lloyd's Syndicate Number 1183			XXX	XXX					XXX	XXX	
RJ-1127301 .. Lloyd's Syndicate Number 1301			XXX	XXX					XXX	XXX	
RJ-1120157 .. Lloyd's Syndicate Number 1729			XXX	XXX					XXX	XXX	
RJ-1120084 .. Lloyd's Syndicate Number 1955			XXX	XXX					XXX	XXX	
RJ-1128010 .. Lloyd's Syndicate Number 2010			XXX	XXX					XXX	XXX	
RJ-1128121 .. Lloyd's Syndicate Number 2121			XXX	XXX					XXX	XXX	
RJ-1128623 .. Lloyd's Syndicate Number 2623			XXX	XXX					XXX	XXX	
RJ-1128791 .. Lloyd's Syndicate Number 2791			XXX	XXX					XXX	XXX	
RJ-1128987 .. Lloyd's Syndicate Number 2987			XXX	XXX					XXX	XXX	
RJ-1120075 .. Lloyd's Syndicate Number 4020			XXX	XXX					XXX	XXX	
RJ-1126004 .. Lloyd's Syndicate Number 4444			XXX	XXX					XXX	XXX	
RJ-1126006 .. Lloyd's Syndicate Number 4472			XXX	XXX					XXX	XXX	
RJ-1120181 .. Lloyd's Syndicate Number 5886			XXX	XXX					XXX	XXX	
RJ-3190686 .. Partner Reins Co Ltd			XXX	XXX					XXX	XXX	
5499999. Total Reciprocal Jurisdiction - Other Non-U.S. Insurers			XXX	XXX					XXX	XXX	

ANNUAL STATEMENT FOR THE YEAR 2023 OF THE American National Lloyds Insurance Company

SCHEDULE F - PART 3 (Continued)

Ceded Reinsurance as of December 31, Current Year (\$000 Omitted)
(Total Provision for Reinsurance)

ID Number From Col. 1	Name of Reinsurer From Col. 3	70 20% of Recoverable on Paid Losses & LAE Over 90 Days past Due Amounts Not in Dispute (Col. 47 * 20%)	71 Provision for Unauthorized Reinsurance		73 Provision for Overdue Authorized and Reciprocal Jurisdiction Reinsurance		75 Total Provision for Reinsurance			
			71 Provision for Reinsurance with Unauthorized Reinsurers Due to Collateral Deficiency (Col. 26)	72 Provision for Overdue Reinsurance from Unauthorized Reinsurers and Amounts in Dispute (Col. 70 + 20% of the Amount in Col. 16)	73 Complete if Col. 52 = "Yes"; Otherwise Enter 0 20% of Recoverable on Paid Losses & LAE Over 90 Days Past Due Amounts Not in Dispute + 20% of Amounts in Dispute ([Col. 47 * 20%] + [Col. 45 * 20%])	74 Complete if Col. 52 = "No"; Otherwise Enter 0 Greater of 20% of Net Recoverable Net of Funds Held & Collateral, or 20% of Recoverable on Paid Losses & LAE Over 90 Days Past Due (Greater of Col. 26 * 20% or Cols. [40 + 41] * 20%)	75 Provision for Amounts Ceded to Authorized and Reciprocal Jurisdiction Reinsurers (Cols. 73 + 74)	76 Provision for Amounts Ceded to Unauthorized Reinsurers (Cols. 71 + 72 Not in Excess of Col. 15)	77 Provision for Amounts Ceded to Certified Reinsurers (Cols. 64 + 69)	78 Total Provision for Reinsurance (Cols. 75 + 76 + 77)
5699999. Total Reciprocal Jurisdiction Excluding Protected Cells (Sum of 5099999, 5199999, 5299999, 5399999 and 5499999)			XXX	XXX				XXX	XXX	
5799999. Total Authorized, Unauthorized, Reciprocal Jurisdiction and Certified Excluding Protected Cells (Sum of 1499999, 2899999, 4299999 and 5699999)										
5899999. Total Protected Cells (Sum of 1399999, 2799999, 4199999 and 5599999)										
9999999 Totals										

ANNUAL STATEMENT FOR THE YEAR 2023 OF THE American National Lloyds Insurance Company

SCHEDULE F - PART 4

Issuing or Confirming Banks for Letters of Credit from Schedule F, Part 3 (\$000 Omitted)

1 Issuing or Confirming Bank Reference Number Used in Col. 23 of Sch F Part 3	2 Letters of Credit Code	3 American Bankers Association (ABA) Routing Number	4 Issuing or Confirming Bank Name	5 Letters of Credit Amount
0001	1	021000089	Citibank N A	14
0002	1	021000089	Citibank N A	30
0003	1	021000089	Citibank N A	30
0004	1	021000089	Citibank N A	123
0005	1	026002574	Barclays Bank PLC	63
0006	1	026008073	Credit Agricole Corporate and Investment Bank	13
0007	2	026002574	Barclays Bank PLC	1
0007	2	026015037	Lloyds Bank Corporate Markets plc	1
0007	2	026007728	National Australia Bank Ltd	
0007	2	026007689	BNP Paribas	
0007	2	026008044	Commerzbank A G	
0008	1	026001591	Standard Chartered Bank	24
0009	1	021000089	Citibank N A	108
0010	3	026009917	Australia and New Zealand Banking Group Limited	36
0010	3	021000089	Citibank N A	
0011	1	121000248	Wells Fargo Bank N A	12
0012	2	026009593	Bank of America N A	1
0012	2	071000288	Bank of Montreal	1
0012	2	026002574	Barclays Bank PLC	1
0012	2	026009179	Credit Suisse AG	
0012	2	021001088	HSBC Bank USA N A	
0012	2	021000021	JPMorgan Chase Bank	
0012	2	026015037	Lloyds Bank Corporate Markets plc	
0012	2	026004093	Royal Bank of Canada	
0012	2	021000018	The Bank of New York Mellon	
0012	2	121000248	Wells Fargo Bank N A	
0013	1	021000089	Citibank N A	1
0014	1	021000089	Citibank N A	4
0015	1	026009632	MUFG Bank Ltd New York Branch	5
Total				468

ANNUAL STATEMENT FOR THE YEAR 2023 OF THE American National Lloyds Insurance Company

SCHEDULE F - PART 5

Interrogatories for Schedule F, Part 3 (000 Omitted)

A. Report the five largest provisional commission rates included in the cedant's reinsurance treaties. The commission rate to be reported is by contract with ceded premium in excess of \$50,000:

	1 <u>Name of Reinsurer</u>	2 <u>Commission Rate</u>	3 <u>Ceded Premium</u>
1.
2.
3.
4.
5.

B. Report the five largest reinsurance recoverables reported in Schedule F, Part 3, Column 15, due from any one reinsurer (based on the total recoverables, Schedule F, Part 3, Line 9999999, Column 15), the amount of ceded premium, and indicate whether the recoverables are due from an affiliated insurer.

	1 <u>Name of Reinsurer</u>	2 <u>Total Recoverables</u>	3 <u>Ceded Premiums</u>	4 <u>Affiliated</u>
6.	American Natl Prop & Cas Co	53,175	152,554	Yes [X] No []
7.	Fidelis Ins Bermuda Ltd	124	1	Yes [] No [X]
8.	R V Versicherung Ag	108	81	Yes [] No [X]
9.	Hartford Steam Boil Inspec & Ins Co	104	201	Yes [] No [X]
10.	Swiss Reins Amer Corp	99	133	Yes [] No [X]

NOTE: Disclosure of the five largest provisional commission rates should exclude mandatory pools and joint underwriting associations.

ANNUAL STATEMENT FOR THE YEAR 2023 OF THE American National Lloyds Insurance Company

SCHEDULE F - PART 6

Restatement of Balance Sheet to Identify Net Credit for Reinsurance

	1 As Reported (Net of Ceded)	2 Restatement Adjustments	3 Restated (Gross of Ceded)
ASSETS (Page 2, Col. 3)			
1. Cash and invested assets (Line 12)	100,220,180		100,220,180
2. Premiums and considerations (Line 15)	6,331,033		6,331,033
3. Reinsurance recoverable on loss and loss adjustment expense payments (Line 16.1)	145,770	(145,771)	(1)
4. Funds held by or deposited with reinsured companies (Line 16.2)			
5. Other assets	13,073,735		13,073,735
6. Net amount recoverable from reinsurers		54,521,599	54,521,599
7. Protected cell assets (Line 27)			
8. Totals (Line 28)	119,770,718	54,375,828	174,146,546
LIABILITIES (Page 3)			
9. Losses and loss adjustment expenses (Lines 1 through 3)	19,579,919	34,879,332	54,459,251
10. Taxes, expenses, and other obligations (Lines 4 through 8)	758,159		758,159
11. Unearned premiums (Line 9)	18,160,059	19,543,611	37,703,670
12. Advance premiums (Line 10)	227,468		227,468
13. Dividends declared and unpaid (Line 11.1 and 11.2)			
14. Ceded reinsurance premiums payable (net of ceding commissions (Line 12)	47,115	(47,115)	
15. Funds held by company under reinsurance treaties (Line 13)			
16. Amounts withheld or retained by company for account of others (Line 14)	(870)		(870)
17. Provision for reinsurance (Line 16)			
18. Other liabilities	10,361,887		10,361,887
19. Total liabilities excluding protected cell business (Line 26)	49,133,737	54,375,828	103,509,565
20. Protected cell liabilities (Line 27)			
21. Surplus as regards policyholders (Line 37)	70,636,981	XXX	70,636,981
22. Totals (Line 38)	119,770,718	54,375,828	174,146,546

NOTE: Is the restatement of this exhibit the result of grossing up balances ceded to affiliates under 100 percent reinsurance or pooling arrangements? Yes [] No [X]

If yes, give full explanation:

Schedule H - Part 1 - Analysis of Underwriting Operations

N O N E

Schedule H - Part 2 - Reserves and Liabilities

N O N E

Schedule H - Part 3 - Test of Prior Year's Claim Reserves and Liabilities

N O N E

Schedule H - Part 4 - Reinsurance

N O N E

Schedule H - Part 5 - Health Claims

N O N E

ANNUAL STATEMENT FOR THE YEAR 2023 OF THE American National Lloyds Insurance Company
SCHEDULE P - ANALYSIS OF LOSSES AND LOSS EXPENSES
SCHEDULE P - PART 1 - SUMMARY

(\$000 OMITTED)

Years in Which Premiums Were Earned and Losses Were Incurred	Premiums Earned			Loss and Loss Expense Payments						10 Salvage and Subrogation Received	11 Total Net Paid Cols (4 - 5 + 6 - 7 + 8 - 9)	12 Number of Claims Reported Direct and Assumed
	1	2	3	Loss Payments		Defense and Cost Containment Payments		Adjusting and Other Payments				
				4	5	6	7	8	9			
1. Prior.....	XXX	XXX	XXX	14				3			17	XXX
2. 2014.....	31,415	12,509	18,906	10,208	863	218		1,448	22	91	10,989	XXX
3. 2015.....	33,395	13,930	19,465	10,510	811	188		1,791	15	54	11,663	XXX
4. 2016.....	35,064	14,302	20,762	16,211	849	187		2,703	32	75	18,220	XXX
5. 2017.....	38,953	17,032	21,921	21,146	4,050	207	14	3,085	63	56	20,311	XXX
6. 2018.....	44,007	16,235	27,772	20,365	1,851	53		2,407	32	136	20,942	XXX
7. 2019.....	54,745	16,451	38,294	25,597	3,000	152		4,644	47	114	27,346	XXX
8. 2020.....	66,349	18,992	47,357	31,392	8,645	346	22	4,739	394	107	27,416	XXX
9. 2021.....	106,951	22,220	84,731	60,824	9,419	418	25	8,089	659	120	59,228	XXX
10. 2022.....	168,286	86,973	81,313	59,380	31,734	433	31	8,324	3,524	501	32,848	XXX
11. 2023	180,179	149,974	30,205	61,997	40,842	333	338	6,557	4,304	237	23,403	XXX
12. Totals	XXX	XXX	XXX	317,644	102,064	2,535	430	43,790	9,092	1,491	252,383	XXX

	Losses Unpaid				Defense and Cost Containment Unpaid				Adjusting and Other Unpaid		23 Salvage and Subrogation Anticipated	24 Total Net Losses and Expenses Unpaid	25 Number of Claims Outstanding Direct and Assumed
	Case Basis		Bulk + IBNR		Case Basis		Bulk + IBNR		21	22			
	13	14	15	16	17	18	19	20					
1. Prior.....													XXX
2. 2014.....			2									2	XXX
3. 2015.....			3									3	XXX
4. 2016.....			5				1					6	XXX
5. 2017.....	39	17	8				1					31	XXX
6. 2018.....	222		12		2		18		2		10	256	XXX
7. 2019.....	89		68	1			3		2			161	XXX
8. 2020.....	1,264	168	502	19	12		17		14		31	1,622	XXX
9. 2021.....	3,910	729	1,455	51	40	29	31		53	13	5	4,667	XXX
10. 2022.....	4,244	3,405	3,951	2,326	13	2	148		86	10	54	2,699	XXX
11. 2023	14,378	10,262	22,314	17,431	7		381	130	1,164	287	109	10,134	XXX
12. Totals	24,146	14,581	28,320	19,828	74	31	600	130	1,321	310	209	19,581	XXX

	Total Losses and Loss Expenses Incurred			Loss and Loss Expense Percentage (Incurred / Premiums Earned)			Nontabular Discount		34 Inter-Company Pooling Participation Percentage	Net Balance Sheet Reserves After Discount	
	26	27	28	29	30	31	32	33		35	36
1. Prior.....	XXX	XXX	XXX	XXX	XXX	XXX			XXX		
2. 2014.....	11,876	885	10,991	37.8	7.1	58.1				2	
3. 2015.....	12,492	826	11,666	37.4	5.9	59.9				3	
4. 2016.....	19,107	881	18,226	54.5	6.2	87.8				5	1
5. 2017.....	24,486	4,144	20,342	62.9	24.3	92.8				30	1
6. 2018.....	23,081	1,883	21,198	52.4	11.6	76.3				234	22
7. 2019.....	30,555	3,048	27,507	55.8	18.5	71.8				156	5
8. 2020.....	38,286	9,248	29,038	57.7	48.7	61.3				1,579	43
9. 2021.....	74,820	10,925	63,895	70.0	49.2	75.4				4,585	82
10. 2022.....	76,579	41,032	35,547	45.5	47.2	43.7				2,464	235
11. 2023	107,131	73,594	33,537	59.5	49.1	111.0				8,999	1,135
12. Totals	XXX	XXX	XXX	XXX	XXX	XXX			XXX	18,057	1,524

Note: Parts 2 and 4 are gross of all discounting, including tabular discounting. Part 1 is gross of only nontabular discounting, which is reported in Columns 32 and 33 of Part 1. The tabular discount, if any, is reported in the Notes to Financial Statements which will reconcile Part 1 with Parts 2 and 4.

ANNUAL STATEMENT FOR THE YEAR 2023 OF THE American National Lloyds Insurance Company

SCHEDULE P - PART 2 - SUMMARY

Years in Which Losses Were Incurred	INCURRED NET LOSSES AND DEFENSE AND COST CONTAINMENT EXPENSES REPORTED AT YEAR END (\$000 OMITTED)										DEVELOPMENT	
	1 2014	2 2015	3 2016	4 2017	5 2018	6 2019	7 2020	8 2021	9 2022	10 2023	11 One Year	12 Two Year
1. Prior.....	874	826	637	615	500	466	455	456	455	469	14	13
2. 2014.....	9,110	9,280	9,297	9,315	9,419	9,428	9,549	9,541	9,565	9,565		24
3. 2015.....	XXX	10,069	9,852	9,873	9,885	9,901	9,891	9,895	9,892	9,890	(2)	(5)
4. 2016.....	XXX	XXX	15,462	15,696	15,712	15,685	15,617	15,577	15,556	15,555	(1)	(22)
5. 2017.....	XXX	XXX	XXX	17,456	17,053	17,188	17,385	17,273	17,283	17,320	37	47
6. 2018.....	XXX	XXX	XXX	XXX	16,092	18,499	18,394	18,405	18,804	18,821	17	416
7. 2019.....	XXX	XXX	XXX	XXX	XXX	21,268	21,271	21,840	22,736	22,908	172	1,068
8. 2020.....	XXX	XXX	XXX	XXX	XXX	XXX	24,234	23,424	23,601	24,679	1,078	1,255
9. 2021.....	XXX	XXX	XXX	XXX	XXX	XXX	XXX	51,628	52,666	56,425	3,759	4,797
10. 2022.....	XXX	XXX	XXX	XXX	XXX	XXX	XXX	XXX	32,324	30,671	(1,653)	XXX
11. 2023.....	XXX	XXX	XXX	XXX	XXX	XXX	XXX	XXX	XXX	30,407	XXX	XXX
12. Totals											3,421	7,593

SCHEDULE P - PART 3 - SUMMARY

Years in Which Losses Were Incurred	CUMULATIVE PAID NET LOSSES AND DEFENSE AND COST CONTAINMENT EXPENSES REPORTED AT YEAR END (\$000 OMITTED)										11 Number of Claims Closed With Loss Payment	12 Number of Claims Closed Without Loss Payment
	1 2014	2 2015	3 2016	4 2017	5 2018	6 2019	7 2020	8 2021	9 2022	10 2023		
1. Prior.....	000	263	336	391	466	463	455	455	455	469	XXX	XXX
2. 2014.....	7,209	8,925	9,079	9,255	9,413	9,420	9,537	9,538	9,563	9,563	XXX	XXX
3. 2015.....	XXX	6,821	9,348	9,713	9,807	9,865	9,888	9,890	9,887	9,887	XXX	XXX
4. 2016.....	XXX	XXX	11,336	14,925	15,266	15,439	15,522	15,523	15,549	15,549	XXX	XXX
5. 2017.....	XXX	XXX	XXX	12,915	16,579	16,945	17,337	17,201	17,263	17,289	XXX	XXX
6. 2018.....	XXX	XXX	XXX	XXX	9,133	17,439	17,851	17,970	18,538	18,567	XXX	XXX
7. 2019.....	XXX	XXX	XXX	XXX	XXX	14,785	19,716	20,677	22,192	22,749	XXX	XXX
8. 2020.....	XXX	XXX	XXX	XXX	XXX	XXX	13,660	20,908	21,612	23,071	XXX	XXX
9. 2021.....	XXX	XXX	XXX	XXX	XXX	XXX	XXX	36,270	49,434	51,798	XXX	XXX
10. 2022.....	XXX	XXX	XXX	XXX	XXX	XXX	XXX	XXX	18,697	28,048	XXX	XXX
11. 2023.....	XXX	XXX	XXX	XXX	XXX	XXX	XXX	XXX	XXX	21,150	XXX	XXX

SCHEDULE P - PART 4 - SUMMARY

Years in Which Losses Were Incurred	BULK AND IBNR RESERVES ON NET LOSSES AND DEFENSE AND COST CONTAINMENT EXPENSES REPORTED AT YEAR END (\$000 OMITTED)									
	1 2014	2 2015	3 2016	4 2017	5 2018	6 2019	7 2020	8 2021	9 2022	10 2023
1. Prior.....	280	206	116	62	9	3		1		
2. 2014.....	420	143	77	21	5	8	2	3	2	2
3. 2015.....	XXX	1,332	94	67	23	20	3	5	5	3
4. 2016.....	XXX	XXX	557	100	71	62	9	9	7	6
5. 2017.....	XXX	XXX	XXX	1,458	133	141	12	12	10	9
6. 2018.....	XXX	XXX	XXX	XXX	1,983	378	72	25	40	30
7. 2019.....	XXX	XXX	XXX	XXX	XXX	3,543	614	243	125	70
8. 2020.....	XXX	XXX	XXX	XXX	XXX	XXX	4,544	889	365	500
9. 2021.....	XXX	XXX	XXX	XXX	XXX	XXX	XXX	7,291	1,355	1,435
10. 2022.....	XXX	XXX	XXX	XXX	XXX	XXX	XXX	XXX	5,367	1,773
11. 2023.....	XXX	XXX	XXX	XXX	XXX	XXX	XXX	XXX	XXX	5,134

ANNUAL STATEMENT FOR THE YEAR 2023 OF THE American National Lloyds Insurance Company
SCHEDULE P - PART 1A - HOMEOWNERS/FAROWNERS
(\$000 OMITTED)

Years in Which Premiums Were Earned and Losses Were Incurred	Premiums Earned			Loss and Loss Expense Payments							12 Number of Claims Reported Direct and Assumed	
	1 Direct and Assumed	2 Ceded	3 Net (1 - 2)	Loss Payments		Defense and Cost Containment Payments		Adjusting and Other Payments		10 Salvage and Subrogation Received		11 Total Net Paid Cols (4 - 5 + 6 - 7 + 8 - 9)
				4	5	6	7	8	9			
				Direct and Assumed	Ceded	Direct and Assumed	Ceded	Direct and Assumed	Ceded			
1. Prior.....	XXX.....	XXX.....	XXX.....	14.....				2.....			16.....	XXX.....
2. 2014.....	18,716.....	1,583.....	17,133.....	8,392.....	33.....	193.....		1,263.....		63.....	9,815.....	1,191.....
3. 2015.....	18,590.....	1,343.....	17,247.....	7,868.....	26.....	128.....		1,589.....	2.....	24.....	9,557.....	1,469.....
4. 2016.....	17,804.....	1,123.....	16,681.....	12,220.....	118.....	177.....		2,062.....	1.....	58.....	14,340.....	1,738.....
5. 2017.....	17,247.....	1,171.....	16,076.....	12,769.....	461.....	161.....	14.....	2,203.....	31.....	52.....	14,627.....	2,565.....
6. 2018.....	17,180.....	1,296.....	15,884.....	9,463.....	128.....	27.....		1,224.....		19.....	10,586.....	1,134.....
7. 2019.....	17,677.....	1,375.....	16,302.....	10,677.....	158.....	94.....		1,887.....		47.....	12,500.....	1,337.....
8. 2020.....	18,560.....	1,146.....	17,414.....	14,716.....	3,770.....	128.....	20.....	1,578.....	79.....	45.....	12,553.....	1,301.....
9. 2021.....	18,718.....	1,061.....	17,657.....	23,089.....	907.....	43.....	1.....	2,977.....	39.....	(17).....	25,162.....	2,012.....
10. 2022.....	19,779.....	1,151.....	18,628.....	7,939.....	264.....	11.....		1,110.....	14.....	210.....	8,782.....	825.....
11. 2023.....	21,595.....	1,042.....	20,553.....	11,848.....		1.....		1,483.....		(1).....	13,332.....	1,096.....
12. Totals.....	XXX.....	XXX.....	XXX.....	118,995.....	5,865.....	963.....	35.....	17,378.....	166.....	500.....	131,270.....	XXX.....

	Losses Unpaid				Defense and Cost Containment Unpaid				Adjusting and Other Unpaid		23 Salvage and Subrogation Anticipated	24 Total Net Losses and Expenses Unpaid	25 Number of Claims Outstanding Direct and Assumed
	Case Basis		Bulk + IBNR		Case Basis		Bulk + IBNR						
	13	14	15	16	17	18	19	20	21	22			
	Direct and Assumed	Ceded	Direct and Assumed	Ceded	Direct and Assumed	Ceded	Direct and Assumed	Ceded	Direct and Assumed	Ceded			
1. Prior.....													
2. 2014.....													
3. 2015.....													
4. 2016.....													
5. 2017.....													
6. 2018.....	78.....				2.....		16.....		2.....		10.....	98.....	1.....
7. 2019.....									2.....			2.....	1.....
8. 2020.....	411.....	168.....			6.....		9.....		10.....		31.....	268.....	5.....
9. 2021.....	109.....	109.....	105.....	22.....	25.....	25.....	7.....		20.....	11.....	7.....	99.....	4.....
10. 2022.....	343.....	21.....	251.....	51.....	7.....	2.....	33.....		45.....	9.....	32.....	596.....	12.....
11. 2023.....	2,095.....		3,062.....				48.....		613.....		65.....	5,818.....	144.....
12. Totals.....	3,036.....	298.....	3,418.....	73.....	40.....	27.....	113.....		692.....	20.....	145.....	6,881.....	167.....

	Total Losses and Loss Expenses Incurred			Loss and Loss Expense Percentage (Incurred / Premiums Earned)			Nontabular Discount		34 Inter-Company Pooling Participation Percentage	Net Balance Sheet Reserves After Discount	
	26	27	28	29	30	31	32	33		35	36
	Direct and Assumed	Ceded	Net	Direct and Assumed	Ceded	Net	Loss	Loss Expense		Losses Unpaid	Loss Expenses Unpaid
1. Prior.....	XXX.....	XXX.....	XXX.....	XXX.....	XXX.....	XXX.....			XXX.....		
2. 2014.....	9,848.....	33.....	9,815.....	52.6.....	2.1.....	57.3.....					
3. 2015.....	9,585.....	28.....	9,557.....	51.6.....	2.1.....	55.4.....					
4. 2016.....	14,459.....	119.....	14,340.....	81.2.....	10.6.....	86.0.....					
5. 2017.....	15,133.....	506.....	14,627.....	87.7.....	43.2.....	91.0.....					
6. 2018.....	10,812.....	128.....	10,684.....	62.9.....	9.9.....	67.3.....				78.....	20.....
7. 2019.....	12,660.....	158.....	12,502.....	71.6.....	11.5.....	76.7.....					2.....
8. 2020.....	16,858.....	4,037.....	12,821.....	90.8.....	352.3.....	73.6.....				243.....	25.....
9. 2021.....	26,375.....	1,114.....	25,261.....	140.9.....	105.0.....	143.1.....				83.....	16.....
10. 2022.....	9,739.....	361.....	9,378.....	49.2.....	31.4.....	50.3.....				522.....	74.....
11. 2023.....	19,150.....		19,150.....	88.7.....		93.2.....				5,157.....	661.....
12. Totals.....	XXX.....	XXX.....	XXX.....	XXX.....	XXX.....	XXX.....			XXX.....	6,083.....	798.....

Schedule P - Part 1B - Private Passenger Auto Liability/Medical

N O N E

Schedule P - Part 1C - Commercial Auto/Truck Liability/Medical

N O N E

Schedule P - Part 1D - Workers' Compensation (Excluding Excess Workers' Compensation)

N O N E

ANNUAL STATEMENT FOR THE YEAR 2023 OF THE American National Lloyds Insurance Company
SCHEDULE P - PART 1E - COMMERCIAL MULTIPLE PERIL
(\$000 OMITTED)

Years in Which Premiums Were Earned and Losses Were Incurred	Premiums Earned			Loss and Loss Expense Payments						12 Number of Claims Reported Direct and Assumed		
	1 Direct and Assumed	2 Ceded	3 Net (1 - 2)	Loss Payments		Defense and Cost Containment Payments		Adjusting and Other Payments			10 Salvage and Subrogation Received	11 Total Net Paid Cols (4 - 5 + 6 - 7 + 8 - 9)
				4 Direct and Assumed	5 Ceded	6 Direct and Assumed	7 Ceded	8 Direct and Assumed	9 Ceded			
1. Prior.....	XXX.....	XXX.....	XXX.....									XXX.....
2. 2014.....	4.....		4.....									
3. 2015.....	136.....	2.....	134.....	4.....				1.....			5.....	2.....
4. 2016.....	1,536.....	34.....	1,502.....	1,040.....	36.....			303.....	10.....		1,297.....	221.....
5. 2017.....	2,841.....	670.....	2,171.....	1,126.....	98.....			529.....	30.....		1,527.....	433.....
6. 2018.....	7,573.....	763.....	6,810.....	6,999.....	210.....			984.....	32.....	47.....	7,741.....	724.....
7. 2019.....	16,282.....	790.....	15,492.....	8,910.....	123.....			2,362.....	37.....	55.....	11,112.....	341.....
8. 2020.....	22,707.....	3,281.....	19,426.....	9,317.....	1,166.....	188.....		2,507.....	113.....	40.....	10,733.....	413.....
9. 2021.....	47,318.....	6,400.....	40,918.....	15,568.....	1,960.....	291.....		3,497.....	351.....	119.....	17,045.....	1,141.....
10. 2022.....	76,639.....	57,317.....	19,322.....	27,692.....	25,099.....	386.....	31.....	5,561.....	3,295.....	163.....	5,214.....	1,770.....
11. 2023.....	58,897.....	58,056.....	841.....	20,141.....	19,328.....	327.....	336.....	3,200.....	3,151.....	133.....	853.....	1,605.....
12. Totals.....	XXX.....	XXX.....	XXX.....	90,797.....	48,020.....	1,192.....	367.....	18,944.....	7,019.....	557.....	55,527.....	XXX.....

	Losses Unpaid				Defense and Cost Containment Unpaid				Adjusting and Other Unpaid		23 Salvage and Subrogation Anticipated	24 Total Net Losses and Expenses Unpaid	25 Number of Claims Outstanding Direct and Assumed
	Case Basis		Bulk + IBNR		Case Basis		Bulk + IBNR						
	13 Direct and Assumed	14 Ceded	15 Direct and Assumed	16 Ceded	17 Direct and Assumed	18 Ceded	19 Direct and Assumed	20 Ceded	21 Direct and Assumed	22 Ceded			
1. Prior.....													
2. 2014.....													
3. 2015.....													
4. 2016.....													
5. 2017.....	39.....	17.....										22.....	2.....
6. 2018.....	144.....											144.....	2.....
7. 2019.....	89.....		42.....	1.....								130.....	6.....
8. 2020.....	770.....		453.....	19.....								1,204.....	23.....
9. 2021.....	3,551.....	559.....	1,227.....	27.....				2.....				4,194.....	70.....
10. 2022.....	3,387.....	3,270.....	3,159.....	2,093.....				6.....				1,189.....	109.....
11. 2023.....	6,918.....	6,622.....	13,441.....	13,258.....				50.....	31.....		5.....	560.....	420.....
12. Totals.....	14,898.....	10,468.....	18,322.....	15,398.....				58.....	31.....		5.....	7,443.....	632.....

	Total Losses and Loss Expenses Incurred			Loss and Loss Expense Percentage (Incurred / Premiums Earned)			Nontabular Discount		34 Inter-Company Pooling Participation Percentage	Net Balance Sheet Reserves After Discount	
	26 Direct and Assumed	27 Ceded	28 Net	29 Direct and Assumed	30 Ceded	31 Net	32 Loss	33 Loss Expense		35 Losses Unpaid	36 Loss Expenses Unpaid
1. Prior.....	XXX.....	XXX.....	XXX.....	XXX.....	XXX.....	XXX.....			XXX.....		
2. 2014.....											
3. 2015.....	5.....		5.....	3.7.....		3.7.....					
4. 2016.....	1,343.....	46.....	1,297.....	87.4.....	135.3.....	86.4.....					
5. 2017.....	1,694.....	145.....	1,549.....	59.6.....	21.6.....	71.3.....				22.....	
6. 2018.....	8,127.....	242.....	7,885.....	107.3.....	31.7.....	115.8.....				144.....	
7. 2019.....	11,403.....	161.....	11,242.....	70.0.....	20.4.....	72.6.....				130.....	
8. 2020.....	13,235.....	1,298.....	11,937.....	58.3.....	39.6.....	61.4.....				1,204.....	
9. 2021.....	24,136.....	2,897.....	21,239.....	51.0.....	45.3.....	51.9.....				4,192.....	2.....
10. 2022.....	40,191.....	33,788.....	6,403.....	52.4.....	58.9.....	33.1.....				1,183.....	6.....
11. 2023.....	44,108.....	42,695.....	1,413.....	74.9.....	73.5.....	168.0.....				479.....	81.....
12. Totals.....	XXX.....	XXX.....	XXX.....	XXX.....	XXX.....	XXX.....			XXX.....	7,354.....	89.....

Schedule P - Part 1F - Section 1 - Medical Professional Liability - Occurrence

N O N E

Schedule P - Part 1F - Section 2 - Medical Professional Liability - Claims-Made

N O N E

Schedule P - Part 1G - Special Liability (Ocean Marine, Aircraft (all perils), Boiler and Machinery)

N O N E

ANNUAL STATEMENT FOR THE YEAR 2023 OF THE American National Lloyds Insurance Company
SCHEDULE P - PART 1H - SECTION 1 - OTHER LIABILITY - OCCURRENCE
(\$000 OMITTED)

Years in Which Premiums Were Earned and Losses Were Incurred	Premiums Earned			Loss and Loss Expense Payments						10 Salvage and Subrogation Received	11 Total Net Paid Cols (4 - 5 + 6 - 7 + 8 - 9)	12 Number of Claims Reported Direct and Assumed	
	1 Direct and Assumed	2 Ceded	3 Net (1 - 2)	Loss Payments		Defense and Cost Containment Payments		Adjusting and Other Payments					
				4 Direct and Assumed	5 Ceded	6 Direct and Assumed	7 Ceded	8 Direct and Assumed	9 Ceded				
1. Prior.....	XXX	XXX	XXX									XXX	
2. 2014.....	88		88	81		25			2			108	4
3. 2015.....	165	2	163	23					4			27	9
4. 2016.....	368		368	27		10			5			42	7
5. 2017.....	1,172	1	1,171	215		30			14			259	10
6. 2018.....	2,119	4	2,115	1,158		22			9		2	1,189	19
7. 2019.....	2,768	22	2,746	311		55			42			408	15
8. 2020.....	5,516	5	5,511	778					123			901	394
9. 2021.....	15,324	50	15,274	4,695	34	40			481		1	5,182	1,423
10. 2022.....	21,498	79	21,419	7,492	330	9			654		2	7,825	1,812
11. 2023.....	27,303	26,361	942	4,196	3,896	3			878	680		501	2,613
12. Totals	XXX	XXX	XXX	18,976	4,260	194			2,212	680	5	16,442	XXX

	Losses Unpaid				Defense and Cost Containment Unpaid				Adjusting and Other Unpaid		23 Salvage and Subrogation Anticipated	24 Total Net Losses and Expenses Unpaid	25 Number of Claims Outstanding Direct and Assumed
	Case Basis		Bulk + IBNR		Case Basis		Bulk + IBNR		Adjusting and Other Unpaid				
	13 Direct and Assumed	14 Ceded	15 Direct and Assumed	16 Ceded	17 Direct and Assumed	18 Ceded	19 Direct and Assumed	20 Ceded	21 Direct and Assumed	22 Ceded			
1. Prior.....													
2. 2014.....				2									2
3. 2015.....				3									3
4. 2016.....				5			1						6
5. 2017.....				8			1						9
6. 2018.....				12			2						14
7. 2019.....				26			3						29
8. 2020.....	100		49				7		4			160	1
9. 2021.....	40		115	2			22		25			200	3
10. 2022.....	376	89	290	9	6		96		30			700	11
11. 2023.....	1,602	1,308	1,151	670	7		201	57	199	125		1,000	108
12. Totals	2,118	1,397	1,661	681	13		333	57	258	125		2,123	123

	Total Losses and Loss Expenses Incurred			Loss and Loss Expense Percentage (Incurred / Premiums Earned)			Nontabular Discount		34 Inter-Company Pooling Participation Percentage	Net Balance Sheet Reserves After Discount	
	26 Direct and Assumed	27 Ceded	28 Net	29 Direct and Assumed	30 Ceded	31 Net	32 Loss	33 Loss Expense		35 Losses Unpaid	36 Loss Expenses Unpaid
1. Prior.....	XXX	XXX	XXX	XXX	XXX	XXX			XXX		
2. 2014.....	110		110	125.0		125.0				2	
3. 2015.....	30		30	18.2		18.4				3	
4. 2016.....	48		48	13.0		13.0				5	1
5. 2017.....	268		268	22.9		22.9				8	1
6. 2018.....	1,203		1,203	56.8		56.9				12	2
7. 2019.....	437		437	15.8		15.9				26	3
8. 2020.....	1,061		1,061	19.2		19.3				149	11
9. 2021.....	5,418	36	5,382	35.4	72.0	35.2				153	47
10. 2022.....	8,953	428	8,525	41.6	541.8	39.8				568	132
11. 2023.....	8,237	6,736	1,501	30.2	25.6	159.3				775	225
12. Totals	XXX	XXX	XXX	XXX	XXX	XXX			XXX	1,701	422

ANNUAL STATEMENT FOR THE YEAR 2023 OF THE American National Lloyds Insurance Company
SCHEDULE P - PART 1H - SECTION 2 - OTHER LIABILITY - CLAIMS-MADE
(\$000 OMITTED)

Years in Which Premiums Were Earned and Losses Were Incurred	Premiums Earned			Loss and Loss Expense Payments						10 Salvage and Subrogation Received	11 Total Net Paid Cols (4 - 5 + 6 - 7 + 8 - 9)	12 Number of Claims Reported Direct and Assumed
	1 Direct and Assumed	2 Ceded	3 Net (1 - 2)	Loss Payments		Defense and Cost Containment Payments		Adjusting and Other Payments				
				4 Direct and Assumed	5 Ceded	6 Direct and Assumed	7 Ceded	8 Direct and Assumed	9 Ceded			
1. Prior.....	XXX	XXX	XXX									XXX
2. 2014.....												
3. 2015.....												
4. 2016.....												
5. 2017.....												
6. 2018.....												
7. 2019.....												
8. 2020.....												
9. 2021.....												
10. 2022.....												
11. 2023.....												
12. Totals	XXX	XXX	XXX									XXX

NONE

	Losses Unpaid				Defense and Cost Containment Unpaid				Adjusting and Other Unpaid		23 Salvage and Subrogation Anticipated	24 Total Net Losses and Expenses Unpaid	25 Number of Claims Outstanding Direct and Assumed
	Case Basis		Bulk + IBNR		Case Basis		Bulk + IBNR		Adjusting and Other Unpaid				
	13 Direct and Assumed	14 Ceded	15 Direct and Assumed	16 Ceded	17 Direct and Assumed	18 Ceded	19 Direct and Assumed	20 Ceded	21 Direct and Assumed	22 Ceded			
1. Prior.....													
2. 2014.....													
3. 2015.....													
4. 2016.....													
5. 2017.....													
6. 2018.....													
7. 2019.....													
8. 2020.....													
9. 2021.....													
10. 2022.....													
11. 2023.....													
12. Totals													

NONE

	Total Losses and Loss Expenses Incurred			Loss and Loss Expense Percentage (Incurred / Premiums Earned)			Nontabular Discount		34 Inter-Company Pooling Participation Percentage	Net Balance Sheet Reserves After Discount	
	26 Direct and Assumed	27 Ceded	28 Net	29 Direct and Assumed	30 Ceded	31 Net	32 Loss	33 Loss Expense		35 Losses Unpaid	36 Loss Expenses Unpaid
	1. Prior.....	XXX	XXX	XXX	XXX	XXX	XXX				XXX
2. 2014.....											
3. 2015.....											
4. 2016.....											
5. 2017.....											
6. 2018.....											
7. 2019.....											
8. 2020.....											
9. 2021.....											
10. 2022.....											
11. 2023.....											
12. Totals	XXX	XXX	XXX	XXX	XXX	XXX			XXX		

NONE

ANNUAL STATEMENT FOR THE YEAR 2023 OF THE American National Lloyds Insurance Company
SCHEDULE P - PART 11 - SPECIAL PROPERTY (FIRE, ALLIED LINES, INLAND MARINE, EARTHQUAKE, BURGLARY AND THEFT)
(\$000 OMITTED)

Years in Which Premiums Were Earned and Losses Were Incurred	Premiums Earned			Loss and Loss Expense Payments							12 Number of Claims Reported Direct and Assumed	
	1 Direct and Assumed	2 Ceded	3 Net (1 - 2)	Loss Payments		Defense and Cost Containment Payments		Adjusting and Other Payments		10 Salvage and Subrogation Received		11 Total Net Paid Cols (4 - 5 + 6 - 7 + 8 - 9)
				4 Direct and Assumed	5 Ceded	6 Direct and Assumed	7 Ceded	8 Direct and Assumed	9 Ceded			
1. Prior	XXX	XXX	XXX	906	132	58	2	51	6		875	XXX
2. 2022	22,437	493	21,944	10,397	156	27		726	6	14	10,988	XXX
3. 2023	28,881	21,012	7,869	11,856	3,688	2	2	756	248	58	8,676	XXX
4. Totals	XXX	XXX	XXX	23,159	3,976	87	4	1,533	260	72	20,539	XXX

	Losses Unpaid				Defense and Cost Containment Unpaid				Adjusting and Other Unpaid		23 Salvage and Subrogation Anticipated	24 Total Net Losses and Expenses Unpaid	25 Number of Claims Outstanding Direct and Assumed
	Case Basis		Bulk + IBNR		Case Basis		Bulk + IBNR						
	13 Direct and Assumed	14 Ceded	15 Direct and Assumed	16 Ceded	17 Direct and Assumed	18 Ceded	19 Direct and Assumed	20 Ceded	21 Direct and Assumed	22 Ceded			
1. Prior	193	61	8		21	4	1		8	2	(2)	164	6
2. 2022	114	1	96	18			13		11	1	22	214	10
3. 2023	2,406	975	1,871	714			82	73	321	162	39	2,756	202
4. Totals	2,713	1,037	1,975	732	21	4	96	73	340	165	59	3,134	218

	Total Losses and Loss Expenses Incurred			Loss and Loss Expense Percentage (Incurred /Premiums Earned)			Nontabular Discount		34 Inter-Company Pooling Participation Percentage	Net Balance Sheet Reserves After Discount	
	26 Direct and Assumed	27 Ceded	28 Net	29 Direct and Assumed	30 Ceded	31 Net	32 Loss	33 Loss Expense		35 Losses Unpaid	36 Loss Expenses Unpaid
1. Prior	XXX	XXX	XXX	XXX	XXX	XXX			XXX	140	24
2. 2022	11,384	182	11,202	50.7	36.9	51.0				191	23
3. 2023	17,294	5,862	11,432	59.9	27.9	145.3				2,588	168
4. Totals	XXX	XXX	XXX	XXX	XXX	XXX			XXX	2,919	215

Schedule P - Part 1J - Auto Physical Damage

NONE

Schedule P - Part 1K - Fidelity/Surety

NONE

ANNUAL STATEMENT FOR THE YEAR 2023 OF THE American National Lloyds Insurance Company
SCHEDULE P - PART 1L - OTHER (INCLUDING CREDIT, ACCIDENT AND HEALTH)
(\$000 OMITTED)

Years in Which Premiums Were Earned and Losses Were Incurred	Premiums Earned			Loss and Loss Expense Payments							12 Number of Claims Reported Direct and Assumed	
	1 Direct and Assumed	2 Ceded	3 Net (1 - 2)	Loss Payments		Defense and Cost Containment Payments		Adjusting and Other Payments		10 Salvage and Subrogation Received		11 Total Net Paid Cols (4 - 5 + 6 - 7 + 8 - 9)
				4 Direct and Assumed	5 Ceded	6 Direct and Assumed	7 Ceded	8 Direct and Assumed	9 Ceded			
1. Prior.....	XXX.....	XXX.....	XXX.....	10.....	10.....							XXX.....
2. 2022.....	27,933.....	27,933.....		5,860.....	5,885.....			273.....	209.....	112.....	39.....	XXX.....
3. 2023.....	43,503.....	43,503.....		13,956.....	13,930.....			240.....	225.....	47.....	41.....	XXX.....
4. Totals.....	XXX.....	XXX.....	XXX.....	19,826.....	19,825.....			513.....	434.....	159.....	80.....	XXX.....

	Losses Unpaid				Defense and Cost Containment Unpaid				Adjusting and Other Unpaid		23 Salvage and Subrogation Anticipated	24 Total Net Losses and Expenses Unpaid	25 Number of Claims Outstanding Direct and Assumed
	Case Basis		Bulk + IBNR		Case Basis		Bulk + IBNR		Adjusting and Other Unpaid				
	13 Direct and Assumed	14 Ceded	15 Direct and Assumed	16 Ceded	17 Direct and Assumed	18 Ceded	19 Direct and Assumed	20 Ceded	21 Direct and Assumed	22 Ceded			
1. Prior.....													
2. 2022.....	24.....	24.....	155.....	155.....									4.....
3. 2023.....	1,357.....	1,357.....	2,789.....	2,789.....									181.....
4. Totals.....	1,381.....	1,381.....	2,944.....	2,944.....									185.....

	Total Losses and Loss Expenses Incurred			Loss and Loss Expense Percentage (Incurred / Premiums Earned)			Nontabular Discount		34 Inter-Company Pooling Participation Percentage	Net Balance Sheet Reserves After Discount	
	26 Direct and Assumed	27 Ceded	28 Net	29 Direct and Assumed	30 Ceded	31 Net	32 Loss	33 Loss Expense		35 Losses Unpaid	36 Loss Expenses Unpaid
1. Prior.....	XXX.....	XXX.....	XXX.....	XXX.....	XXX.....	XXX.....			XXX.....		
2. 2022.....	6,312.....	6,273.....	39.....	22.6.....	22.5.....						
3. 2023.....	18,342.....	18,301.....	41.....	42.2.....	42.1.....						
4. Totals.....	XXX.....	XXX.....	XXX.....	XXX.....	XXX.....	XXX.....			XXX.....		

Schedule P - Part 1M - International

NONE

Schedule P - Part 1N - Reinsurance - Nonproportional Assumed Property

NONE

Schedule P - Part 1O - Reinsurance - Nonproportional Assumed Liability

NONE

Schedule P - Part 1P - Reinsurance - Nonproportional Assumed Financial Lines

NONE

Schedule P - Part 1R - Section 1 - Products Liability - Occurrence

NONE

Schedule P - Part 1R - Section 2 - Products Liability - Claims-Made

NONE

Schedule P - Part 1S - Financial Guaranty/Mortgage Guaranty

NONE

Schedule P - Part 1T - Warranty

NONE

ANNUAL STATEMENT FOR THE YEAR 2023 OF THE American National Lloyds Insurance Company

SCHEDULE P - PART 2A - HOMEOWNERS/FAROWNERS

Years in Which Losses Were Incurred	INCURRED NET LOSSES AND DEFENSE AND COST CONTAINMENT EXPENSES REPORTED AT YEAR END (\$000 OMITTED)										DEVELOPMENT	
	1 2014	2 2015	3 2016	4 2017	5 2018	6 2019	7 2020	8 2021	9 2022	10 2023	11 One Year	12 Two Year
1. Prior.....	822	820	615	593	480	446	435	435	435	449	14	14
2. 2014.....	8,275	8,406	8,398	8,327	8,433	8,439	8,561	8,552	8,552	8,552		
3. 2015.....	XXX	8,418	8,084	7,956	7,976	7,979	7,971	7,973	7,970	7,970		(3)
4. 2016.....	XXX	XXX	12,006	12,241	12,302	12,369	12,336	12,304	12,279	12,279		(25)
5. 2017.....	XXX	XXX	XXX	11,975	12,514	12,569	12,503	12,445	12,454	12,455	1	10
6. 2018.....	XXX	XXX	XXX	XXX	9,149	9,681	9,358	9,358	9,389	9,458	69	100
7. 2019.....	XXX	XXX	XXX	XXX	XXX	10,172	10,493	10,607	10,625	10,613	(12)	6
8. 2020.....	XXX	XXX	XXX	XXX	XXX	XXX	11,607	11,451	11,489	11,312	(177)	(139)
9. 2021.....	XXX	XXX	XXX	XXX	XXX	XXX	XXX	22,299	22,385	22,314	(71)	15
10. 2022.....	XXX	XXX	XXX	XXX	XXX	XXX	XXX	XXX	9,538	8,246	(1,292)	XXX
11. 2023.....	XXX	XXX	XXX	XXX	XXX	XXX	XXX	XXX	XXX	17,054	XXX	XXX
12. Totals											(1,468)	(22)

SCHEDULE P - PART 2B - PRIVATE PASSENGER AUTO LIABILITY/MEDICAL

1. Prior.....												
2. 2014.....												
3. 2015.....	XXX											
4. 2016.....	XXX	XXX										
5. 2017.....	XXX	XXX	XXX									
6. 2018.....	XXX	XXX	XXX	XXX	XXX	XXX	XXX	XXX	XXX	XXX		
7. 2019.....	XXX	XXX	XXX	XXX	XXX	XXX	XXX	XXX	XXX	XXX		
8. 2020.....	XXX	XXX	XXX	XXX	XXX	XXX	XXX	XXX	XXX	XXX		
9. 2021.....	XXX	XXX	XXX	XXX	XXX	XXX	XXX	XXX	XXX	XXX		
10. 2022.....	XXX	XXX	XXX	XXX	XXX	XXX	XXX	XXX	XXX	XXX		XXX
11. 2023.....	XXX	XXX	XXX	XXX	XXX	XXX	XXX	XXX	XXX	XXX	XXX	XXX
12. Totals												

SCHEDULE P - PART 2C - COMMERCIAL AUTO/TRUCK LIABILITY/MEDICAL

1. Prior.....												
2. 2014.....												
3. 2015.....	XXX											
4. 2016.....	XXX	XXX										
5. 2017.....	XXX	XXX	XXX									
6. 2018.....	XXX	XXX	XXX	XXX	XXX	XXX	XXX	XXX	XXX	XXX		
7. 2019.....	XXX	XXX	XXX	XXX	XXX	XXX	XXX	XXX	XXX	XXX		
8. 2020.....	XXX	XXX	XXX	XXX	XXX	XXX	XXX	XXX	XXX	XXX		
9. 2021.....	XXX	XXX	XXX	XXX	XXX	XXX	XXX	XXX	XXX	XXX		
10. 2022.....	XXX	XXX	XXX	XXX	XXX	XXX	XXX	XXX	XXX	XXX		XXX
11. 2023.....	XXX	XXX	XXX	XXX	XXX	XXX	XXX	XXX	XXX	XXX	XXX	XXX
12. Totals												

**SCHEDULE P - PART 2D - WORKERS' COMPENSATION
(EXCLUDING EXCESS WORKERS' COMPENSATION)**

1. Prior.....												
2. 2014.....												
3. 2015.....	XXX											
4. 2016.....	XXX	XXX										
5. 2017.....	XXX	XXX	XXX									
6. 2018.....	XXX	XXX	XXX	XXX	XXX	XXX	XXX	XXX	XXX	XXX		
7. 2019.....	XXX	XXX	XXX	XXX	XXX	XXX	XXX	XXX	XXX	XXX		
8. 2020.....	XXX	XXX	XXX	XXX	XXX	XXX	XXX	XXX	XXX	XXX		
9. 2021.....	XXX	XXX	XXX	XXX	XXX	XXX	XXX	XXX	XXX	XXX		
10. 2022.....	XXX	XXX	XXX	XXX	XXX	XXX	XXX	XXX	XXX	XXX		XXX
11. 2023.....	XXX	XXX	XXX	XXX	XXX	XXX	XXX	XXX	XXX	XXX	XXX	XXX
12. Totals												

SCHEDULE P - PART 2E - COMMERCIAL MULTIPLE PERIL

1. Prior.....												
2. 2014.....												
3. 2015.....	XXX	4	4	4	4	4	4	4	4	4		
4. 2016.....	XXX	XXX	1,028	964	1,004	1,004	1,004	1,004	1,004	1,004		
5. 2017.....	XXX	XXX	XXX	1,719	962	1,065	1,049	1,010	1,013	1,050	37	40
6. 2018.....	XXX	XXX	XXX	XXX	5,043	6,408	6,637	6,672	6,983	6,933	(50)	261
7. 2019.....	XXX	XXX	XXX	XXX	XXX	7,664	7,411	7,823	8,738	8,917	179	1,094
8. 2020.....	XXX	XXX	XXX	XXX	XXX	XXX	8,395	7,932	8,297	9,543	1,246	1,611
9. 2021.....	XXX	XXX	XXX	XXX	XXX	XXX	XXX	15,491	14,960	18,093	3,133	2,602
10. 2022.....	XXX	XXX	XXX	XXX	XXX	XXX	XXX	XXX	6,669	4,137	(2,532)	XXX
11. 2023.....	XXX	XXX	XXX	XXX	XXX	XXX	XXX	XXX	XXX	1,333	XXX	XXX
12. Totals											2,013	5,608

ANNUAL STATEMENT FOR THE YEAR 2023 OF THE American National Lloyds Insurance Company
SCHEDULE P - PART 2I - SPECIAL PROPERTY (FIRE, ALLIED LINES, INLAND MARINE, EARTHQUAKE, BURGLARY, AND THEFT)

Years in Which Losses Were Incurred	INCURRED NET LOSSES AND DEFENSE AND COST CONTAINMENT EXPENSES REPORTED AT YEAR END (\$000 OMITTED)										DEVELOPMENT	
	1 2014	2 2015	3 2016	4 2017	5 2018	6 2019	7 2020	8 2021	9 2022	10 2023	11 One Year	12 Two Year
1. Prior.....	XXX	XXX	XXX	XXX	XXX	XXX	XXX	3,843	4,277	5,056	779	1,213
2. 2022.....	XXX	XXX	XXX	XXX	XXX	XXX	XXX	XXX	9,783	10,472	689	XXX
3. 2023.....	XXX	XXX	XXX	XXX	XXX	XXX	XXX	XXX	XXX	10,765	XXX	XXX
4. Totals											1,468	1,213

SCHEDULE P - PART 2J - AUTO PHYSICAL DAMAGE

1. Prior.....	XXX	XXX	XXX	XXX	XXX	XXX	XXX	XXX	XXX	XXX	XXX	XXX
2. 2022.....	XXX	XXX	XXX	XXX	XXX	XXX	XXX	XXX	XXX	XXX	XXX	XXX
3. 2023.....	XXX	XXX	XXX	XXX	XXX	XXX	XXX	XXX	XXX	XXX	XXX	XXX
4. Totals												

NONE

SCHEDULE P - PART 2K - FIDELITY/SURETY

1. Prior.....	XXX	XXX	XXX	XXX	XXX	XXX	XXX	XXX	XXX	XXX	XXX	XXX
2. 2022.....	XXX	XXX	XXX	XXX	XXX	XXX	XXX	XXX	XXX	XXX	XXX	XXX
3. 2023.....	XXX	XXX	XXX	XXX	XXX	XXX	XXX	XXX	XXX	XXX	XXX	XXX
4. Totals												

NONE

SCHEDULE P - PART 2L - OTHER (INCLUDING CREDIT, ACCIDENT AND HEALTH)

1. Prior.....	XXX	XXX	XXX	XXX	XXX	XXX	XXX	XXX	XXX	XXX	XXX	XXX
2. 2022.....	XXX	XXX	XXX	XXX	XXX	XXX	XXX	XXX	(25)	(25)	XXX	XXX
3. 2023.....	XXX	XXX	XXX	XXX	XXX	XXX	XXX	XXX	XXX	26	XXX	XXX
4. Totals												

SCHEDULE P - PART 2M - INTERNATIONAL

1. Prior.....												
2. 2014.....												
3. 2015.....	XXX											
4. 2016.....	XXX	XXX										
5. 2017.....	XXX	XXX	XXX									
6. 2018.....	XXX	XXX	XXX	XXX								
7. 2019.....	XXX	XXX	XXX	XXX	XXX							
8. 2020.....	XXX	XXX	XXX	XXX	XXX	XXX						
9. 2021.....	XXX	XXX	XXX	XXX	XXX	XXX	XXX					
10. 2022.....	XXX	XXX	XXX	XXX	XXX	XXX	XXX	XXX				XXX
11. 2023.....	XXX	XXX	XXX	XXX	XXX	XXX	XXX	XXX	XXX		XXX	XXX
12. Totals												

NONE

Schedule P - Part 2N - Reinsurance - Nonproportional Assumed Property

NONE

Schedule P - Part 2O - Reinsurance - Nonproportional Assumed Liability

NONE

Schedule P - Part 2P - Reinsurance - Nonproportional Assumed Financial Lines

NONE

Schedule P - Part 2R - Section 1 - Products Liability - Occurrence

NONE

Schedule P - Part 2R - Section 2 - Products Liability - Claims-Made

NONE

Schedule P - Part 2S - Financial Guaranty/Mortgage Guaranty

NONE

Schedule P - Part 2T - Warranty

NONE

ANNUAL STATEMENT FOR THE YEAR 2023 OF THE American National Lloyds Insurance Company

SCHEDULE P - PART 3A - HOMEOWNERS/FAROWNERS

Years in Which Losses Were Incurred	CUMULATIVE PAID NET LOSSES AND DEFENSE AND COST CONTAINMENT EXPENSES REPORTED AT YEAR END (\$000 OMITTED)										11 Number of Claims Closed With Loss Payment	12 Number of Claims Closed Without Loss Payment
	1	2	3	4	5	6	7	8	9	10		
	2014	2015	2016	2017	2018	2019	2020	2021	2022	2023		
1. Prior.....	000.....	257.....	325.....	371.....	446.....	443.....	435.....	435.....	435.....	449.....	1.....	
2. 2014.....	6,484.....	8,056.....	8,198.....	8,269.....	8,427.....	8,434.....	8,551.....	8,552.....	8,552.....	8,552.....	727.....	464
3. 2015.....	XXX.....	5,534.....	7,640.....	7,806.....	7,900.....	7,956.....	7,971.....	7,973.....	7,970.....	7,970.....	803.....	666
4. 2016.....	XXX.....	XXX.....	8,898.....	11,750.....	12,033.....	12,197.....	12,252.....	12,253.....	12,279.....	12,279.....	1,056.....	682
5. 2017.....	XXX.....	XXX.....	XXX.....	9,609.....	12,092.....	12,453.....	12,498.....	12,394.....	12,454.....	12,455.....	1,017.....	1,548
6. 2018.....	XXX.....	XXX.....	XXX.....	XXX.....	6,446.....	9,191.....	9,311.....	9,325.....	9,352.....	9,362.....	610.....	523
7. 2019.....	XXX.....	XXX.....	XXX.....	XXX.....	XXX.....	7,140.....	9,963.....	10,440.....	10,613.....	10,613.....	735.....	601
8. 2020.....	XXX.....	XXX.....	XXX.....	XXX.....	XXX.....	XXX.....	6,343.....	10,535.....	10,617.....	11,054.....	690.....	606
9. 2021.....	XXX.....	XXX.....	XXX.....	XXX.....	XXX.....	XXX.....	XXX.....	18,552.....	21,934.....	22,224.....	1,203.....	805
10. 2022.....	XXX.....	XXX.....	XXX.....	XXX.....	XXX.....	XXX.....	XXX.....	XXX.....	5,926.....	7,686.....	464.....	349
11. 2023.....	XXX.....	XXX.....	XXX.....	XXX.....	XXX.....	XXX.....	XXX.....	XXX.....	XXX.....	11,849.....	541.....	411

SCHEDULE P - PART 3B - PRIVATE PASSENGER AUTO LIABILITY/MEDICAL

1. Prior.....	000.....											
2. 2014.....												
3. 2015.....	XXX.....											
4. 2016.....	XXX.....	XXX.....										
5. 2017.....	XXX.....	XXX.....	XXX.....									
6. 2018.....	XXX.....	XXX.....	XXX.....	XXX.....								
7. 2019.....	XXX.....	XXX.....	XXX.....	XXX.....	XXX.....							
8. 2020.....	XXX.....	XXX.....	XXX.....	XXX.....	XXX.....	XXX.....						
9. 2021.....	XXX.....	XXX.....	XXX.....	XXX.....	XXX.....	XXX.....	XXX.....					
10. 2022.....	XXX.....	XXX.....	XXX.....	XXX.....	XXX.....	XXX.....	XXX.....	XXX.....				
11. 2023.....	XXX.....	XXX.....	XXX.....	XXX.....	XXX.....	XXX.....	XXX.....	XXX.....	XXX.....			

NONE

SCHEDULE P - PART 3C - COMMERCIAL AUTO/TRUCK LIABILITY/MEDICAL

1. Prior.....	000.....											
2. 2014.....												
3. 2015.....	XXX.....											
4. 2016.....	XXX.....	XXX.....										
5. 2017.....	XXX.....	XXX.....	XXX.....									
6. 2018.....	XXX.....	XXX.....	XXX.....	XXX.....								
7. 2019.....	XXX.....	XXX.....	XXX.....	XXX.....	XXX.....							
8. 2020.....	XXX.....	XXX.....	XXX.....	XXX.....	XXX.....	XXX.....						
9. 2021.....	XXX.....	XXX.....	XXX.....	XXX.....	XXX.....	XXX.....	XXX.....					
10. 2022.....	XXX.....	XXX.....	XXX.....	XXX.....	XXX.....	XXX.....	XXX.....	XXX.....				
11. 2023.....	XXX.....	XXX.....	XXX.....	XXX.....	XXX.....	XXX.....	XXX.....	XXX.....	XXX.....			

NONE

SCHEDULE P - PART 3D - WORKERS' COMPENSATION (EXCLUDING EXCESS WORKERS' COMPENSATION)

1. Prior.....	000.....											
2. 2014.....												
3. 2015.....	XXX.....											
4. 2016.....	XXX.....	XXX.....										
5. 2017.....	XXX.....	XXX.....	XXX.....									
6. 2018.....	XXX.....	XXX.....	XXX.....	XXX.....								
7. 2019.....	XXX.....	XXX.....	XXX.....	XXX.....	XXX.....							
8. 2020.....	XXX.....	XXX.....	XXX.....	XXX.....	XXX.....	XXX.....						
9. 2021.....	XXX.....	XXX.....	XXX.....	XXX.....	XXX.....	XXX.....	XXX.....					
10. 2022.....	XXX.....	XXX.....	XXX.....	XXX.....	XXX.....	XXX.....	XXX.....	XXX.....				
11. 2023.....	XXX.....	XXX.....	XXX.....	XXX.....	XXX.....	XXX.....	XXX.....	XXX.....	XXX.....			

NONE

SCHEDULE P - PART 3E - COMMERCIAL MULTIPLE PERIL

1. Prior.....	000.....											
2. 2014.....												
3. 2015.....	XXX.....	4.....	4.....	4.....	4.....	4.....	4.....	4.....	4.....	4.....	2.....	
4. 2016.....	XXX.....	XXX.....	811.....	964.....	1,004.....	1,004.....	1,004.....	1,004.....	1,004.....	1,004.....	186.....	35
5. 2017.....	XXX.....	XXX.....	XXX.....	246.....	944.....	986.....	1,018.....	1,000.....	1,003.....	1,028.....	379.....	52
6. 2018.....	XXX.....	XXX.....	XXX.....	XXX.....	1,734.....	5,975.....	6,214.....	6,299.....	6,770.....	6,789.....	722.....	
7. 2019.....	XXX.....	XXX.....	XXX.....	XXX.....	XXX.....	5,078.....	6,612.....	7,018.....	8,230.....	8,787.....	334.....	1
8. 2020.....	XXX.....	XXX.....	XXX.....	XXX.....	XXX.....	XXX.....	4,718.....	6,781.....	7,375.....	8,339.....	387.....	3
9. 2021.....	XXX.....	XXX.....	XXX.....	XXX.....	XXX.....	XXX.....	XXX.....	9,129.....	12,884.....	13,899.....	1,069.....	2
10. 2022.....	XXX.....	XXX.....	XXX.....	XXX.....	XXX.....	XXX.....	XXX.....	XXX.....	2,146.....	2,948.....	1,660.....	1
11. 2023.....	XXX.....	XXX.....	XXX.....	XXX.....	XXX.....	XXX.....	XXX.....	XXX.....	XXX.....	804.....	1,184.....	1

ANNUAL STATEMENT FOR THE YEAR 2023 OF THE American National Lloyds Insurance Company

SCHEDULE P - PART 3F - SECTION 1 - MEDICAL PROFESSIONAL LIABILITY - OCCURRENCE

Years in Which Losses Were Incurred	CUMULATIVE PAID NET LOSSES AND DEFENSE AND COST CONTAINMENT EXPENSES REPORTED AT YEAR END (\$000 OMITTED)										11 Number of Claims Closed With Loss Payment	12 Number of Claims Closed Without Loss Payment	
	1	2	3	4	5	6	7	8	9	10			
	2014	2015	2016	2017	2018	2019	2020	2021	2022	2023			
1. Prior.....	000.....												
2. 2014.....													
3. 2015.....	XXX.....												
4. 2016.....	XXX.....	XXX.....											
5. 2017.....	XXX.....	XXX.....	XXX.....										
6. 2018.....	XXX.....	XXX.....	XXX.....	XXX.....									
7. 2019.....	XXX.....	XXX.....	XXX.....	XXX.....	XXX.....								
8. 2020.....	XXX.....	XXX.....	XXX.....	XXX.....	XXX.....	XXX.....							
9. 2021.....	XXX.....	XXX.....	XXX.....	XXX.....	XXX.....	XXX.....	XXX.....						
10. 2022.....	XXX.....	XXX.....	XXX.....	XXX.....	XXX.....	XXX.....	XXX.....	XXX.....					
11. 2023.....	XXX.....	XXX.....	XXX.....	XXX.....	XXX.....	XXX.....	XXX.....	XXX.....	XXX.....				

NONE

SCHEDULE P - PART 3F - SECTION 2 - MEDICAL PROFESSIONAL LIABILITY - CLAIMS-MADE

1. Prior.....	000.....												
2. 2014.....													
3. 2015.....	XXX.....												
4. 2016.....	XXX.....	XXX.....											
5. 2017.....	XXX.....	XXX.....	XXX.....										
6. 2018.....	XXX.....	XXX.....	XXX.....	XXX.....									
7. 2019.....	XXX.....	XXX.....	XXX.....	XXX.....	XXX.....								
8. 2020.....	XXX.....	XXX.....	XXX.....	XXX.....	XXX.....	XXX.....							
9. 2021.....	XXX.....	XXX.....	XXX.....	XXX.....	XXX.....	XXX.....	XXX.....						
10. 2022.....	XXX.....	XXX.....	XXX.....	XXX.....	XXX.....	XXX.....	XXX.....	XXX.....					
11. 2023.....	XXX.....	XXX.....	XXX.....	XXX.....	XXX.....	XXX.....	XXX.....	XXX.....	XXX.....				

NONE

SCHEDULE P - PART 3G - SPECIAL LIABILITY (OCEAN MARINE, AIRCRAFT (ALL PERILS), BOILER AND MACHINERY)

1. Prior.....	000.....											XXX.....	XXX.....
2. 2014.....												XXX.....	XXX.....
3. 2015.....	XXX.....											XXX.....	XXX.....
4. 2016.....	XXX.....	XXX.....										XXX.....	XXX.....
5. 2017.....	XXX.....	XXX.....	XXX.....									XXX.....	XXX.....
6. 2018.....	XXX.....	XXX.....	XXX.....	XXX.....								XXX.....	XXX.....
7. 2019.....	XXX.....	XXX.....	XXX.....	XXX.....	XXX.....							XXX.....	XXX.....
8. 2020.....	XXX.....	XXX.....	XXX.....	XXX.....	XXX.....	XXX.....						XXX.....	XXX.....
9. 2021.....	XXX.....	XXX.....	XXX.....	XXX.....	XXX.....	XXX.....	XXX.....					XXX.....	XXX.....
10. 2022.....	XXX.....	XXX.....	XXX.....	XXX.....	XXX.....	XXX.....	XXX.....	XXX.....				XXX.....	XXX.....
11. 2023.....	XXX.....	XXX.....	XXX.....	XXX.....	XXX.....	XXX.....	XXX.....	XXX.....	XXX.....	XXX.....		XXX.....	XXX.....

NONE

SCHEDULE P - PART 3H - SECTION 1 - OTHER LIABILITY - OCCURRENCE

1. Prior.....	000.....												
2. 2014.....	6.....	6.....	11.....	106.....	106.....	106.....	106.....	106.....	106.....	106.....	106.....	2.....	2.....
3. 2015.....	XXX.....	12.....	23.....	23.....	23.....	23.....	23.....	23.....	23.....	23.....	23.....	5.....	4.....
4. 2016.....	XXX.....	XXX.....	4.....	7.....	7.....	16.....	37.....	37.....	37.....	37.....	37.....	4.....	3.....
5. 2017.....	XXX.....	XXX.....	XXX.....	36.....	40.....	40.....	245.....	245.....	245.....	245.....	245.....	7.....	3.....
6. 2018.....	XXX.....	XXX.....	XXX.....	XXX.....	141.....	1,158.....	1,162.....	1,168.....	1,180.....	1,180.....	1,180.....	10.....	9.....
7. 2019.....	XXX.....	XXX.....	XXX.....	XXX.....	XXX.....	126.....	209.....	268.....	366.....	366.....	366.....	9.....	6.....
8. 2020.....	XXX.....	XXX.....	XXX.....	XXX.....	XXX.....	XXX.....	576.....	775.....	778.....	778.....	778.....	309.....	84.....
9. 2021.....	XXX.....	XXX.....	XXX.....	XXX.....	XXX.....	XXX.....	XXX.....	2,316.....	4,414.....	4,701.....	4,701.....	1,290.....	130.....
10. 2022.....	XXX.....	XXX.....	XXX.....	XXX.....	XXX.....	XXX.....	XXX.....	XXX.....	3,451.....	7,171.....	7,171.....	1,602.....	199.....
11. 2023.....	XXX.....	XXX.....	XXX.....	XXX.....	XXX.....	XXX.....	XXX.....	XXX.....	XXX.....	XXX.....	303.....	2,496.....	9.....

SCHEDULE P - PART 3H - SECTION 2 - OTHER LIABILITY - CLAIMS-MADE

1. Prior.....	000.....												
2. 2014.....													
3. 2015.....	XXX.....												
4. 2016.....	XXX.....	XXX.....											
5. 2017.....	XXX.....	XXX.....	XXX.....										
6. 2018.....	XXX.....	XXX.....	XXX.....	XXX.....									
7. 2019.....	XXX.....	XXX.....	XXX.....	XXX.....	XXX.....								
8. 2020.....	XXX.....	XXX.....	XXX.....	XXX.....	XXX.....	XXX.....							
9. 2021.....	XXX.....	XXX.....	XXX.....	XXX.....	XXX.....	XXX.....	XXX.....						
10. 2022.....	XXX.....	XXX.....	XXX.....	XXX.....	XXX.....	XXX.....	XXX.....	XXX.....					
11. 2023.....	XXX.....	XXX.....	XXX.....	XXX.....	XXX.....	XXX.....	XXX.....	XXX.....	XXX.....	XXX.....			

NONE

ANNUAL STATEMENT FOR THE YEAR 2023 OF THE American National Lloyds Insurance Company
SCHEDULE P - PART 3I - SPECIAL PROPERTY (FIRE, ALLIED LINES, INLAND MARINE, EARTHQUAKE, BURGLARY, AND THEFT)

Years in Which Losses Were Incurred	CUMULATIVE PAID NET LOSSES AND DEFENSE AND COST CONTAINMENT EXPENSES REPORTED AT YEAR END (\$000 OMITTED)										11 Number of Claims Closed With Loss Payment	12 Number of Claims Closed Without Loss Payment
	1	2	3	4	5	6	7	8	9	10		
	2014	2015	2016	2017	2018	2019	2020	2021	2022	2023		
1. Prior.....	XXX	XXX	XXX	XXX	XXX	XXX	XXX	000	4,068	4,898	XXX	XXX
2. 2022.....	XXX	XXX	XXX	XXX	XXX	XXX	XXX	XXX	7,199	10,268	XXX	XXX
3. 2023.....	XXX	XXX	XXX	XXX	XXX	XXX	XXX	XXX	XXX	8,168	XXX	XXX

SCHEDULE P - PART 3L - AUTO PHYSICAL DAMAGE

1. Prior.....	XXX	XXX	XXX	XXX	XXX	XXX	XXX	000				
2. 2022.....	XXX	XXX	XXX	XXX	XXX	XXX	XXX	XXX				
3. 2023.....	XXX	XXX	XXX	XXX	XXX	XXX	XXX	XXX	XXX			

NONE

SCHEDULE P - PART 3K - FIDELITY/SURETY

1. Prior.....	XXX	XXX	XXX	XXX	XXX	XXX	XXX	000			XXX	XXX
2. 2022.....	XXX	XXX	XXX	XXX	XXX	XXX	XXX	XXX			XXX	XXX
3. 2023.....	XXX	XXX	XXX	XXX	XXX	XXX	XXX	XXX	XXX		XXX	XXX

NONE

SCHEDULE P - PART 3L - OTHER (INCLUDING CREDIT, ACCIDENT AND HEALTH)

1. Prior.....	XXX	XXX	XXX	XXX	XXX	XXX	XXX	000			XXX	XXX
2. 2022.....	XXX	XXX	XXX	XXX	XXX	XXX	XXX	XXX	(25)	(25)	XXX	XXX
3. 2023.....	XXX	XXX	XXX	XXX	XXX	XXX	XXX	XXX	XXX	26	XXX	XXX

SCHEDULE P - PART 3M - INTERNATIONAL

1. Prior.....	000										XXX	XXX
2. 2014.....											XXX	XXX
3. 2015.....	XXX										XXX	XXX
4. 2016.....	XXX	XXX									XXX	XXX
5. 2017.....	XXX	XXX	XXX								XXX	XXX
6. 2018.....	XXX	XXX	XXX	XXX							XXX	XXX
7. 2019.....	XXX	XXX	XXX	XXX	XXX						XXX	XXX
8. 2020.....	XXX	XXX	XXX	XXX	XXX	XXX					XXX	XXX
9. 2021.....	XXX	XXX	XXX	XXX	XXX	XXX	XXX				XXX	XXX
10. 2022.....	XXX	XXX	XXX	XXX	XXX	XXX	XXX	XXX			XXX	XXX
11. 2023.....	XXX	XXX	XXX	XXX	XXX	XXX	XXX	XXX	XXX		XXX	XXX

NONE

Schedule P - Part 3N - Reinsurance - Nonproportional Assumed Property

N O N E

Schedule P - Part 3O - Reinsurance - Nonproportional Assumed Liability

N O N E

Schedule P - Part 3P - Reinsurance - Nonproportional Assumed Financial Lines

N O N E

Schedule P - Part 3R - Section 1 - Product Liability - Occurrence

N O N E

Schedule P - Part 3R - Section 2 - Product Liability - Claims-Made

N O N E

Schedule P - Part 3S - Financial Guaranty/Mortgage Guaranty

N O N E

Schedule P - Part 3T - Warranty

N O N E

ANNUAL STATEMENT FOR THE YEAR 2023 OF THE American National Lloyds Insurance Company

SCHEDULE P - PART 4A - HOMEOWNERS/FAROWNERS

Years in Which Losses Were Incurred	BULK AND IBNR RESERVES ON NET LOSSES AND DEFENSE AND COST CONTAINMENT EXPENSES REPORTED AT YEAR END (\$000 OMITTED)									
	1	2	3	4	5	6	7	8	9	10
	2014	2015	2016	2017	2018	2019	2020	2021	2022	2023
1. Prior.....	280	206	116	62	9	3				
2. 2014.....	420	143	77	21	5	5				
3. 2015.....	XXX	1,332	94	64	22	15				
4. 2016.....	XXX	XXX	377	88	60	42	3	6		
5. 2017.....	XXX	XXX	XXX	327	115	90				
6. 2018.....	XXX	XXX	XXX	XXX	679	231	10	1	4	16
7. 2019.....	XXX	XXX	XXX	XXX	XXX	1,643	201	73	1	
8. 2020.....	XXX	XXX	XXX	XXX	XXX	XXX	1,468	306	52	9
9. 2021.....	XXX	XXX	XXX	XXX	XXX	XXX	XXX	1,964	256	90
10. 2022.....	XXX	XXX	XXX	XXX	XXX	XXX	XXX	XXX	2,139	233
11. 2023.....	XXX	XXX	XXX	XXX	XXX	XXX	XXX	XXX	XXX	3,110

SCHEDULE P - PART 4B - PRIVATE PASSENGER AUTO LIABILITY/MEDICAL

1. Prior.....										
2. 2014.....										
3. 2015.....	XXX									
4. 2016.....	XXX	XXX								
5. 2017.....	XXX	XXX	XXX							
6. 2018.....	XXX	XXX	XXX	XXX						
7. 2019.....	XXX	XXX	XXX	XXX	XXX					
8. 2020.....	XXX	XXX	XXX	XXX	XXX	XXX				
9. 2021.....	XXX	XXX	XXX	XXX	XXX	XXX	XXX			
10. 2022.....	XXX	XXX	XXX	XXX	XXX	XXX	XXX	XXX		
11. 2023.....	XXX	XXX	XXX	XXX	XXX	XXX	XXX	XXX	XXX	

NONE

SCHEDULE P - PART 4C - COMMERCIAL AUTO/TRUCK LIABILITY/MEDICAL

1. Prior.....										
2. 2014.....										
3. 2015.....	XXX									
4. 2016.....	XXX	XXX								
5. 2017.....	XXX	XXX	XXX							
6. 2018.....	XXX	XXX	XXX	XXX						
7. 2019.....	XXX	XXX	XXX	XXX	XXX					
8. 2020.....	XXX	XXX	XXX	XXX	XXX	XXX				
9. 2021.....	XXX	XXX	XXX	XXX	XXX	XXX	XXX			
10. 2022.....	XXX	XXX	XXX	XXX	XXX	XXX	XXX	XXX		
11. 2023.....	XXX	XXX	XXX	XXX	XXX	XXX	XXX	XXX	XXX	

NONE

**SCHEDULE P - PART 4D - WORKERS' COMPENSATION
(EXCLUDING EXCESS WORKERS' COMPENSATION)**

1. Prior.....										
2. 2014.....										
3. 2015.....	XXX									
4. 2016.....	XXX	XXX								
5. 2017.....	XXX	XXX	XXX							
6. 2018.....	XXX	XXX	XXX	XXX						
7. 2019.....	XXX	XXX	XXX	XXX	XXX					
8. 2020.....	XXX	XXX	XXX	XXX	XXX	XXX				
9. 2021.....	XXX	XXX	XXX	XXX	XXX	XXX	XXX			
10. 2022.....	XXX	XXX	XXX	XXX	XXX	XXX	XXX	XXX		
11. 2023.....	XXX	XXX	XXX	XXX	XXX	XXX	XXX	XXX	XXX	

NONE

SCHEDULE P - PART 4E - COMMERCIAL MULTIPLE PERIL

1. Prior.....										
2. 2014.....										
3. 2015.....	XXX									
4. 2016.....	XXX	XXX	105							
5. 2017.....	XXX	XXX	XXX	1,039		7		1		
6. 2018.....	XXX	XXX	XXX	XXX	1,164	33	8	5	20	
7. 2019.....	XXX	XXX	XXX	XXX	XXX	1,476	270	72	100	41
8. 2020.....	XXX	XXX	XXX	XXX	XXX	XXX	2,374	291	223	434
9. 2021.....	XXX	XXX	XXX	XXX	XXX	XXX	XXX	4,104	716	1,202
10. 2022.....	XXX	XXX	XXX	XXX	XXX	XXX	XXX	XXX	1,047	1,072
11. 2023.....	XXX	XXX	XXX	XXX	XXX	XXX	XXX	XXX	XXX	233

SCHEDULE P - PART 4F - SECTION 1 - MEDICAL PROFESSIONAL LIABILITY - OCCURRENCE

Years in Which Losses Were Incurred	BULK AND IBNR RESERVES ON NET LOSSES AND DEFENSE AND COST CONTAINMENT EXPENSES REPORTED AT YEAR END (\$000 OMITTED)									
	1	2	3	4	5	6	7	8	9	10
	2014	2015	2016	2017	2018	2019	2020	2021	2022	2023
1. Prior.....										
2. 2014.....										
3. 2015.....	XXX									
4. 2016.....	XXX	XXX								
5. 2017.....	XXX	XXX	XX							
6. 2018.....	XXX	XXX	XX	XX						
7. 2019.....	XXX	XXX	XX	XXX	XXX					
8. 2020.....	XXX	XXX	XXX	XXX	XXX	XXX				
9. 2021.....	XXX	XXX	XXX	XXX	XXX	XXX	XXX			
10. 2022.....	XXX	XXX	XXX	XXX	XXX	XXX	XXX	XXX		
11. 2023.....	XXX	XXX	XXX	XXX	XXX	XXX	XXX	XXX	XXX	

NONE

SCHEDULE P - PART 4F - SECTION 2 - MEDICAL PROFESSIONAL LIABILITY - CLAIMS-MADE

1. Prior.....										
2. 2014.....										
3. 2015.....	XXX									
4. 2016.....	XXX	XXX								
5. 2017.....	XXX	XXX	XXX							
6. 2018.....	XXX	XXX	XX	XX						
7. 2019.....	XXX	XXX	XX	XX	XX					
8. 2020.....	XXX	XXX	XX	XX	XX	XX				
9. 2021.....	XXX	XXX	XX	XXX	XXX	XXX	XXX			
10. 2022.....	XXX	XXX	XXX	XXX	XXX	XXX	XXX	XXX		
11. 2023.....	XXX	XXX	XXX	XXX	XXX	XXX	XXX	XXX	XXX	

NONE

SCHEDULE P - PART 4G - SPECIAL LIABILITY (OCEAN MARINE, AIRCRAFT (ALL PERILS), BOILER AND MACHINERY)

1. Prior.....										
2. 2014.....										
3. 2015.....	XXX									
4. 2016.....	XXX	XXX								
5. 2017.....	XXX	XXX	XXX							
6. 2018.....	XXX	XXX	XX	XX						
7. 2019.....	XXX	XXX	XX	XX	XX					
8. 2020.....	XXX	XXX	XX	XX	XX	XX				
9. 2021.....	XXX	XXX	XX	XXX	XXX	XXX	XXX			
10. 2022.....	XXX	XXX	XXX	XXX	XXX	XXX	XXX	XXX		
11. 2023.....	XXX	XXX	XXX	XXX	XXX	XXX	XXX	XXX	XXX	

NONE

SCHEDULE P - PART 4H - SECTION 1 - OTHER LIABILITY - OCCURRENCE

1. Prior.....										
2. 2014.....						3	2	3	2	2
3. 2015.....	XXX					5	3	5	5	3
4. 2016.....	XXX	XXX				17	6	3	7	6
5. 2017.....	XXX	XXX	XXX			40	12	11	10	9
6. 2018.....	XXX	XXX	XXX	XXX		99	50	17	16	14
7. 2019.....	XXX	XXX	XXX	XXX	XXX	179	124	90	24	29
8. 2020.....	XXX	XXX	XXX	XXX	XXX	XXX	277	210	86	56
9. 2021.....	XXX	XXX	XXX	XXX	XXX	XXX	XXX	674	336	135
10. 2022.....	XXX	XXX	XXX	XXX	XXX	XXX	XXX	XXX	1,267	377
11. 2023.....	XXX	XXX	XXX	XXX	XXX	XXX	XXX	XXX	XXX	625

SCHEDULE P - PART 4H - SECTION 2 - OTHER LIABILITY - CLAIMS-MADE

1. Prior.....										
2. 2014.....										
3. 2015.....	XXX									
4. 2016.....	XXX	XXX								
5. 2017.....	XXX	XXX	XXX							
6. 2018.....	XXX	XXX	XX	XX						
7. 2019.....	XXX	XXX	XX	XX	XX					
8. 2020.....	XXX	XXX	XX	XX	XX	XX				
9. 2021.....	XXX	XXX	XX	XXX	XXX	XXX	XXX			
10. 2022.....	XXX	XXX	XXX	XXX	XXX	XXX	XXX	XXX		
11. 2023.....	XXX	XXX	XXX	XXX	XXX	XXX	XXX	XXX	XXX	

NONE

ANNUAL STATEMENT FOR THE YEAR 2023 OF THE American National Lloyds Insurance Company
SCHEDULE P - PART 4I - SPECIAL PROPERTY (FIRE, ALLIED LINES, INLAND MARINE, EARTHQUAKE, BURGLARY, AND THEFT)

Years in Which Losses Were Incurred	BULK AND IBNR RESERVES ON NET LOSSES AND DEFENSE AND COST CONTAINMENT EXPENSES REPORTED AT YEAR END (\$000 OMITTED)									
	1	2	3	4	5	6	7	8	9	10
	2014	2015	2016	2017	2018	2019	2020	2021	2022	2023
1. Prior.....	XXX	XXX	XXX	XXX	XXX	XXX	XXX	641	51	9
2. 2022.....	XXX	XXX	XXX	XXX	XXX	XXX	XXX	XXX	914	91
3. 2023.....	XXX	XXX	XXX	XXX	XXX	XXX	XXX	XXX	XXX	1,166

SCHEDULE P - PART 4J - ALLIED PHYSICAL DAMAGE

1. Prior.....	XXX	XXX	XXX	XXX	XXX	XXX	XXX			
2. 2022.....	XXX	XXX	XXX	XXX	XXX	XXX	XXX	XXX		
3. 2023.....	XXX	XXX	XXX	XXX	XXX	XXX	XXX	XXX	XXX	

SCHEDULE P - PART 4K - FIDELITY/SURETY

1. Prior.....	XXX	XXX	XXX	XXX	XXX	XXX	XXX			
2. 2022.....	XXX	XXX	XXX	XXX	XXX	XXX	XXX	XXX		
3. 2023.....	XXX	XXX	XXX	XXX	XXX	XXX	XXX	XXX	XXX	

SCHEDULE P - PART 4L - OTHER (INCLUDING CREDIT, ACCIDENT AND HEALTH)

1. Prior.....	XXX	XXX	XXX	XXX	XXX	XXX	XXX			
2. 2022.....	XXX	XXX	XXX	XXX	XXX	XXX	XXX	XXX		
3. 2023.....	XXX	XXX	XXX	XXX	XXX	XXX	XXX	XXX	XXX	

SCHEDULE P - PART 4M - INTERNATIONAL

1. Prior.....										
2. 2014.....										
3. 2015.....	XXX									
4. 2016.....	XXX	XXX								
5. 2017.....	XXX	XXX	XXX							
6. 2018.....	XXX	XXX	XXX	XXX						
7. 2019.....	XXX	XXX	XXX	XXX	XXX					
8. 2020.....	XXX	XXX	XXX	XXX	XXX	XXX				
9. 2021.....	XXX	XXX	XXX	XXX	XXX	XXX	XXX			
10. 2022.....	XXX	XXX	XXX	XXX	XXX	XXX	XXX	XXX		
11. 2023.....	XXX	XXX	XXX	XXX	XXX	XXX	XXX	XXX	XXX	

Schedule P - Part 4N - Reinsurance - Nonproportional Assumed Property

N O N E

Schedule P - Part 4O - Reinsurance - Nonproportional Assumed Liability

N O N E

Schedule P - Part 4P - Reinsurance - Nonproportional Assumed Financial Lines

N O N E

Schedule P - Part 4R - Section 1 - Products Liability - Occurrence

N O N E

Schedule P - Part 4R - Section 2 - Products Liability - Claims-Made

N O N E

Schedule P - Part 4S - Financial Guaranty/Mortgage Guaranty

N O N E

Schedule P - Part 4T - Warranty

N O N E

ANNUAL STATEMENT FOR THE YEAR 2023 OF THE American National Lloyds Insurance Company

SCHEDULE P - PART 5A - HOMEOWNERS/FARMOWNERS

SECTION 1

Years in Which Premiums Were Earned and Losses Were Incurred	CUMULATIVE NUMBER OF CLAIMS CLOSED WITH LOSS PAYMENT DIRECT AND ASSUMED AT YEAR END									
	1	2	3	4	5	6	7	8	9	10
	2014	2015	2016	2017	2018	2019	2020	2021	2022	2023
1. Prior.....										1
2. 2014.....										727
3. 2015.....	XXX									803
4. 2016.....	XXX	XXX								1,056
5. 2017.....	XXX	XXX	XXX							1,017
6. 2018.....	XXX	XXX	XXX	XXX						610
7. 2019.....	XXX	XXX	XXX	XXX	XXX					735
8. 2020.....	XXX	XXX	XXX	XXX	XXX	XXX				690
9. 2021.....	XXX	XXX	XXX	XXX	XXX	XXX	XXX			1,203
10. 2022.....	XXX	XXX	XXX	XXX	XXX	XXX	XXX	XXX		464
11. 2023	XXX	XXX	XXX	XXX	XXX	XXX	XXX	XXX	XXX	541

SECTION 2

Years in Which Premiums Were Earned and Losses Were Incurred	NUMBER OF CLAIMS OUTSTANDING DIRECT AND ASSUMED AT YEAR END									
	1	2	3	4	5	6	7	8	9	10
	2014	2015	2016	2017	2018	2019	2020	2021	2022	2023
1. Prior.....										
2. 2014.....										
3. 2015.....	XXX									
4. 2016.....	XXX	XXX								
5. 2017.....	XXX	XXX	XXX							
6. 2018.....	XXX	XXX	XXX	XXX						1
7. 2019.....	XXX	XXX	XXX	XXX	XXX					1
8. 2020.....	XXX	XXX	XXX	XXX	XXX	XXX				5
9. 2021.....	XXX	XXX	XXX	XXX	XXX	XXX	XXX			4
10. 2022.....	XXX	XXX	XXX	XXX	XXX	XXX	XXX	XXX		12
11. 2023	XXX	XXX	XXX	XXX	XXX	XXX	XXX	XXX	XXX	144

SECTION 3

Years in Which Premiums Were Earned and Losses Were Incurred	CUMULATIVE NUMBER OF CLAIMS REPORTED DIRECT AND ASSUMED AT YEAR END									
	1	2	3	4	5	6	7	8	9	10
	2014	2015	2016	2017	2018	2019	2020	2021	2022	2023
1. Prior.....										1
2. 2014.....										1,191
3. 2015.....	XXX									1,469
4. 2016.....	XXX	XXX								1,738
5. 2017.....	XXX	XXX	XXX							2,565
6. 2018.....	XXX	XXX	XXX	XXX						1,134
7. 2019.....	XXX	XXX	XXX	XXX	XXX					1,337
8. 2020.....	XXX	XXX	XXX	XXX	XXX	XXX				1,301
9. 2021.....	XXX	XXX	XXX	XXX	XXX	XXX	XXX			2,012
10. 2022.....	XXX	XXX	XXX	XXX	XXX	XXX	XXX	XXX		825
11. 2023	XXX	XXX	XXX	XXX	XXX	XXX	XXX	XXX	XXX	1,096

Schedule P - Part 5B - Private Passenger Auto Liability/Medical - Section 1

N O N E

Schedule P - Part 5B - Private Passenger Auto Liability/Medical - Section 2

N O N E

Schedule P - Part 5B - Private Passenger Auto Liability/Medical - Section 3

N O N E

Schedule P - Part 5C - Commercial Auto/Truck Liability/Medical - Section 1

N O N E

Schedule P - Part 5C - Commercial Auto/Truck Liability/Medical - Section 2

N O N E

Schedule P - Part 5C - Commercial Auto/Truck Liability/Medical - Section 3

N O N E

Schedule P-Part 5D-Workers' Compensation (Excluding Excess Workers' Compensation)-Section 1

N O N E

Schedule P-Part 5D-Workers' Compensation (Excluding Excess Workers' Compensation)-Section 2

N O N E

Schedule P-Part 5D-Workers' Compensation (Excluding Excess Workers' Compensation)-Section 3

N O N E

ANNUAL STATEMENT FOR THE YEAR 2023 OF THE American National Lloyds Insurance Company

SCHEDULE P - PART 5E - COMMERCIAL MULTIPLE PERIL

SECTION 1

Years in Which Premiums Were Earned and Losses Were Incurred	CUMULATIVE NUMBER OF CLAIMS CLOSED WITH LOSS PAYMENT DIRECT AND ASSUMED AT YEAR END									
	1	2	3	4	5	6	7	8	9	10
	2014	2015	2016	2017	2018	2019	2020	2021	2022	2023
1. Prior.....										
2. 2014.....										
3. 2015.....	XXX									2
4. 2016.....	XXX	XXX								186
5. 2017.....	XXX	XXX	XXX							379
6. 2018.....	XXX	XXX	XXX	XXX						722
7. 2019.....	XXX	XXX	XXX	XXX	XXX					334
8. 2020.....	XXX	XXX	XXX	XXX	XXX	XXX				387
9. 2021.....	XXX	XXX	XXX	XXX	XXX	XXX	XXX			1,069
10. 2022.....	XXX	XXX	XXX	XXX	XXX	XXX	XXX	XXX		1,660
11. 2023	XXX	XXX	XXX	XXX	XXX	XXX	XXX	XXX	XXX	1,184

SECTION 2

Years in Which Premiums Were Earned and Losses Were Incurred	NUMBER OF CLAIMS OUTSTANDING DIRECT AND ASSUMED AT YEAR END									
	1	2	3	4	5	6	7	8	9	10
	2014	2015	2016	2017	2018	2019	2020	2021	2022	2023
1. Prior.....										
2. 2014.....										
3. 2015.....	XXX									
4. 2016.....	XXX	XXX								
5. 2017.....	XXX	XXX	XXX							2
6. 2018.....	XXX	XXX	XXX	XXX						2
7. 2019.....	XXX	XXX	XXX	XXX	XXX					6
8. 2020.....	XXX	XXX	XXX	XXX	XXX	XXX				23
9. 2021.....	XXX	XXX	XXX	XXX	XXX	XXX	XXX			70
10. 2022.....	XXX	XXX	XXX	XXX	XXX	XXX	XXX	XXX		109
11. 2023	XXX	XXX	XXX	XXX	XXX	XXX	XXX	XXX	XXX	420

SECTION 3

Years in Which Premiums Were Earned and Losses Were Incurred	CUMULATIVE NUMBER OF CLAIMS REPORTED DIRECT AND ASSUMED AT YEAR END									
	1	2	3	4	5	6	7	8	9	10
	2014	2015	2016	2017	2018	2019	2020	2021	2022	2023
1. Prior.....										
2. 2014.....										
3. 2015.....	XXX									2
4. 2016.....	XXX	XXX								221
5. 2017.....	XXX	XXX	XXX							433
6. 2018.....	XXX	XXX	XXX	XXX						724
7. 2019.....	XXX	XXX	XXX	XXX	XXX					341
8. 2020.....	XXX	XXX	XXX	XXX	XXX	XXX				413
9. 2021.....	XXX	XXX	XXX	XXX	XXX	XXX	XXX			1,141
10. 2022.....	XXX	XXX	XXX	XXX	XXX	XXX	XXX	XXX		1,770
11. 2023	XXX	XXX	XXX	XXX	XXX	XXX	XXX	XXX	XXX	1,605

Schedule P - Part 5F - Medical Professional Liability - Occurrence - Section 1A

N O N E

Schedule P - Part 5F - Medical Professional Liability - Occurrence - Section 2A

N O N E

Schedule P - Part 5F - Medical Professional Liability - Occurrence - Section 3A

N O N E

Schedule P - Part 5F - Medical Professional Liability - Claims-Made - Section 1B

N O N E

Schedule P - Part 5F - Medical Professional Liability - Claims-Made - Section 2B

N O N E

Schedule P - Part 5F - Medical Professional Liability - Claims-Made - Section 3B

N O N E

ANNUAL STATEMENT FOR THE YEAR 2023 OF THE American National Lloyds Insurance Company
SCHEDULE P - PART 5H - OTHER LIABILITY - OCCURRENCE

SECTION 1A

Years in Years in Which Premiums Were Earned and Losses Were Incurred	CUMULATIVE NUMBER OF CLAIMS CLOSED WITH LOSS PAYMENT DIRECT AND ASSUMED AT YEAR END									
	1	2	3	4	5	6	7	8	9	10
	2014	2015	2016	2017	2018	2019	2020	2021	2022	2023
1. Prior.....										
2. 2014.....										2
3. 2015.....	XXX									5
4. 2016.....	XXX	XXX								4
5. 2017.....	XXX	XXX	XXX							7
6. 2018.....	XXX	XXX	XXX	XXX						10
7. 2019.....	XXX	XXX	XXX	XXX	XXX					9
8. 2020.....	XXX	XXX	XXX	XXX	XXX	XXX				309
9. 2021.....	XXX	XXX	XXX	XXX	XXX	XXX	XXX			1,290
10. 2022.....	XXX	XXX	XXX	XXX	XXX	XXX	XXX	XXX		1,602
11. 2023	XXX	XXX	XXX	XXX	XXX	XXX	XXX	XXX	XXX	2,496

SECTION 2A

Years in Years in Which Premiums Were Earned and Losses Were Incurred	NUMBER OF CLAIMS OUTSTANDING DIRECT AND ASSUMED AT YEAR END									
	1	2	3	4	5	6	7	8	9	10
	2014	2015	2016	2017	2018	2019	2020	2021	2022	2023
1. Prior.....										
2. 2014.....										
3. 2015.....	XXX									
4. 2016.....	XXX	XXX								
5. 2017.....	XXX	XXX	XXX							
6. 2018.....	XXX	XXX	XXX	XXX						
7. 2019.....	XXX	XXX	XXX	XXX	XXX					
8. 2020.....	XXX	XXX	XXX	XXX	XXX	XXX				1
9. 2021.....	XXX	XXX	XXX	XXX	XXX	XXX	XXX			3
10. 2022.....	XXX	XXX	XXX	XXX	XXX	XXX	XXX	XXX		11
11. 2023	XXX	XXX	XXX	XXX	XXX	XXX	XXX	XXX	XXX	108

SECTION 3A

Years in Years in Which Premiums Were Earned and Losses Were Incurred	CUMULATIVE NUMBER OF CLAIMS REPORTED DIRECT AND ASSUMED AT YEAR END									
	1	2	3	4	5	6	7	8	9	10
	2014	2015	2016	2017	2018	2019	2020	2021	2022	2023
1. Prior.....										
2. 2014.....										4
3. 2015.....	XXX									9
4. 2016.....	XXX	XXX								7
5. 2017.....	XXX	XXX	XXX							10
6. 2018.....	XXX	XXX	XXX	XXX						19
7. 2019.....	XXX	XXX	XXX	XXX	XXX					15
8. 2020.....	XXX	XXX	XXX	XXX	XXX	XXX				394
9. 2021.....	XXX	XXX	XXX	XXX	XXX	XXX	XXX			1,423
10. 2022.....	XXX	XXX	XXX	XXX	XXX	XXX	XXX	XXX		1,812
11. 2023	XXX	XXX	XXX	XXX	XXX	XXX	XXX	XXX	XXX	2,613

Schedule P - Part 5H - Other Liability - Claims-Made - Section 1B

NONE

Schedule P - Part 5H - Other Liability - Claims-Made - Section 2B

NONE

Schedule P - Part 5H - Other Liability - Claims-Made - Section 3B

NONE

Schedule P - Part 5R - Products Liability - Occurrence - Section 1A

NONE

Schedule P - Part 5R - Products Liability - Occurrence - Section 2A

NONE

Schedule P - Part 5R - Products Liability - Occurrence - Section 3A

NONE

Schedule P - Part 5R - Products Liability - Claims-Made - Section 1B

NONE

Schedule P - Part 5R - Products Liability - Claims-Made - Section 2B

NONE

Schedule P - Part 5R - Products Liability - Claims-Made - Section 3B

NONE

Schedule P - Part 5T - Warranty - Section 1

NONE

Schedule P - Part 5T - Warranty - Section 2

NONE

Schedule P - Part 5T - Warranty - Section 3

NONE

Schedule P - Part 6C - Commercial Auto/Truck Liability/Medical - Section 1

NONE

Schedule P - Part 6C - Commercial Auto/Truck Liability/Medical - Section 2

NONE

Schedule P-Part 6D-Workers' Compensation (Excluding Excess Workers' Compensation)-Section 1

N O N E

Schedule P-Part 6D-Workers' Compensation (Excluding Excess Workers' Compensation)-Section 2

N O N E

ANNUAL STATEMENT FOR THE YEAR 2023 OF THE American National Lloyds Insurance Company

SCHEDULE P - PART 6E - COMMERCIAL MULTIPLE PERIL

SECTION 1

Years in Which Premiums Were Earned and Losses Were Incurred	CUMULATIVE PREMIUMS EARNED DIRECT AND ASSUMED AT YEAR END (\$000 OMITTED)										11 Current Year Premiums Earned
	1	2	3	4	5	6	7	8	9	10	
	2014	2015	2016	2017	2018	2019	2020	2021	2022	2023	
1. Prior.....											
2. 2014.....	4	4	4	4	4	4	4	4	4	4	
3. 2015.....	XXX	136	136	136	136	136	136	136	136	136	
4. 2016.....	XXX	XXX	1,536	1,536	1,536	1,536	1,536	1,536	1,536	1,536	
5. 2017.....	XXX	XXX	XXX	2,841	2,841	2,841	2,841	2,841	2,841	2,841	
6. 2018.....	XXX	XXX	XXX	XXX	7,573	7,573	7,573	7,573	7,573	7,573	
7. 2019.....	XXX	XXX	XXX	XXX	XXX	16,282	16,282	16,282	16,282	16,282	
8. 2020.....	XXX	XXX	XXX	XXX	XXX	XXX	22,707	22,707	22,707	22,707	
9. 2021.....	XXX	XXX	XXX	XXX	XXX	XXX	XXX	47,318	47,318	47,318	
10. 2022.....	XXX	XXX	XXX	XXX	XXX	XXX	XXX	XXX	76,639	76,639	
11. 2023.....	XXX	XXX	XXX	XXX	XXX	XXX	XXX	XXX	XXX	58,897	58,897
12. Totals.....	XXX	XXX	XXX	XXX	XXX	XXX	XXX	XXX	XXX	XXX	58,897
13. Earned Premiums (Sch P-Pt. 1)	4	136	1,536	2,841	7,573	16,282	22,707	47,318	76,639	58,897	XXX

SECTION 2

Years in Which Premiums Were Earned and Losses Were Incurred	CUMULATIVE PREMIUMS EARNED CEDED AT YEAR END (\$000 OMITTED)										11 Current Year Premiums Earned
	1	2	3	4	5	6	7	8	9	10	
	2014	2015	2016	2017	2018	2019	2020	2021	2022	2023	
1. Prior.....											
2. 2014.....											
3. 2015.....	XXX	2	2	2	2	2	2	2	2	2	
4. 2016.....	XXX	XXX	34	34	34	34	34	34	34	34	
5. 2017.....	XXX	XXX	XXX	670	670	670	670	670	670	670	
6. 2018.....	XXX	XXX	XXX	XXX	763	763	763	763	763	763	
7. 2019.....	XXX	XXX	XXX	XXX	XXX	790	790	790	790	790	
8. 2020.....	XXX	XXX	XXX	XXX	XXX	XXX	3,281	3,281	3,281	3,281	
9. 2021.....	XXX	XXX	XXX	XXX	XXX	XXX	XXX	6,400	6,400	6,400	
10. 2022.....	XXX	XXX	XXX	XXX	XXX	XXX	XXX	XXX	57,317	57,317	
11. 2023.....	XXX	XXX	XXX	XXX	XXX	XXX	XXX	XXX	XXX	58,056	58,056
12. Totals.....	XXX	XXX	XXX	XXX	XXX	XXX	XXX	XXX	XXX	XXX	58,056
13. Earned Premiums (Sch P-Pt. 1)		2	34	670	763	790	3,281	6,400	57,317	58,056	XXX

SCHEDULE P - PART 6H - OTHER LIABILITY - OCCURRENCE

SECTION 1A

Years in Which Premiums Were Earned and Losses Were Incurred	CUMULATIVE PREMIUMS EARNED DIRECT AND ASSUMED AT YEAR END (\$000 OMITTED)										11 Current Year Premiums Earned
	1	2	3	4	5	6	7	8	9	10	
	2014	2015	2016	2017	2018	2019	2020	2021	2022	2023	
1. Prior.....											
2. 2014.....	88	88	88	88	88	88	88	88	88	88	
3. 2015.....	XXX	165	165	165	165	165	165	165	165	165	
4. 2016.....	XXX	XXX	368	368	368	368	368	368	368	368	
5. 2017.....	XXX	XXX	XXX	1,172	1,172	1,172	1,172	1,172	1,172	1,172	
6. 2018.....	XXX	XXX	XXX	XXX	2,119	2,119	2,119	2,119	2,119	2,119	
7. 2019.....	XXX	XXX	XXX	XXX	XXX	2,768	2,768	2,768	2,768	2,768	
8. 2020.....	XXX	XXX	XXX	XXX	XXX	XXX	5,516	5,516	5,516	5,516	
9. 2021.....	XXX	XXX	XXX	XXX	XXX	XXX	XXX	15,324	15,324	15,324	
10. 2022.....	XXX	XXX	XXX	XXX	XXX	XXX	XXX	XXX	21,498	21,498	
11. 2023.....	XXX	XXX	XXX	XXX	XXX	XXX	XXX	XXX	XXX	27,303	27,303
12. Totals.....	XXX	XXX	XXX	XXX	XXX	XXX	XXX	XXX	XXX	XXX	27,303
13. Earned Premiums (Sch P-Pt. 1)	88	165	368	1,172	2,119	2,768	5,516	15,324	21,498	27,303	XXX

SECTION 2A

Years in Which Premiums Were Earned and Losses Were Incurred	CUMULATIVE PREMIUMS EARNED CEDED AT YEAR END (\$000 OMITTED)										11 Current Year Premiums Earned
	1	2	3	4	5	6	7	8	9	10	
	2014	2015	2016	2017	2018	2019	2020	2021	2022	2023	
1. Prior.....											
2. 2014.....											
3. 2015.....	XXX	2	2	2	2	2	2	2	2	2	
4. 2016.....	XXX	XXX									
5. 2017.....	XXX	XXX	XXX	1	1	1	1	1	1	1	
6. 2018.....	XXX	XXX	XXX	XXX	4	4	4	4	4	4	
7. 2019.....	XXX	XXX	XXX	XXX	XXX	22	22	22	22	22	
8. 2020.....	XXX	XXX	XXX	XXX	XXX	XXX	5	5	5	5	
9. 2021.....	XXX	XXX	XXX	XXX	XXX	XXX	XXX	50	50	50	
10. 2022.....	XXX	XXX	XXX	XXX	XXX	XXX	XXX	XXX	79	79	
11. 2023.....	XXX	XXX	XXX	XXX	XXX	XXX	XXX	XXX	XXX	26,361	26,361
12. Totals.....	XXX	XXX	XXX	XXX	XXX	XXX	XXX	XXX	XXX	XXX	26,361
13. Earned Premiums (Sch P-Pt. 1)		2		1	4	22	5	50	79	26,361	XXX

Schedule P - Part 6H - Other Liability - Claims-Made - Section 1B

N O N E

Schedule P - Part 6H - Other Liability - Claims-Made - Section 2B

N O N E

Schedule P - Part 6M - International - Section 1

N O N E

Schedule P - Part 6M - International - Section 2

N O N E

Schedule P - Part 6N- Reinsurance A - Nonproportional Assumed Property - Section 1

N O N E

Schedule P - Part 6N- Reinsurance A - Nonproportional Assumed Property - Section 2

N O N E

Schedule P - Part 6O - Reinsurance B - Nonproportional Liability - Section 1

N O N E

Schedule P - Part 6O - Reinsurance B - Nonproportional Assumed Liability - Section 2

N O N E

Schedule P - Part 6R - Products Liability - Occurrence - Section 1A

N O N E

Schedule P - Part 6R - Products Liability - Occurrence - Section 2A

N O N E

Schedule P - Part 6R - Products Liability - Claims-Made - Section 1B

N O N E

Schedule P - Part 6R - Products Liability - Claims-Made - Section 2B

N O N E

ANNUAL STATEMENT FOR THE YEAR 2023 OF THE American National Lloyds Insurance Company
SCHEDULE P - PART 7A - PRIMARY LOSS SENSITIVE CONTRACTS (\$000 OMITTED)
SECTION 1

Schedule P - Part 1	1 Total Net Losses and Expenses Unpaid	2 Net Losses and Expenses Unpaid on Loss Sensitive Contracts	3 Loss Sensitive as Percentage of Total	4 Total Net Premiums Written	5 Net Premiums Written on Loss Sensitive Contracts	6 Loss Sensitive as Percentage of Total
1. Homeowners/Farmowners	6,881			21,725		
2. Private Passenger Auto Liability/ Medical						
3. Commercial Auto/Truck Liability/ Medical						
4. Workers' Compensation						
5. Commercial Multiple Peril	7,443			1,380		
6. Medical Professional Liability - Occurrence						
7. Medical Professional Liability - Claims - Made						
8. Special Liability						
9. Other Liability - Occurrence	2,123			1,002		
10. Other Liability - Claims-Made						
11. Special Property	3,134			8,577		
12. Auto Physical Damage						
13. Fidelity/Surety						
14. Other						
15. International						
16. Reinsurance - Nonproportional Assumed Property	XXX	XXX	XXX	XXX	XXX	XXX
17. Reinsurance - Nonproportional Assumed Liability	XXX	XXX	XXX	XXX	XXX	XXX
18. Reinsurance - Nonproportional Assumed Financial Lines	XXX	XXX	XXX	XXX	XXX	XXX
19. Products Liability - Occurrence						
20. Products Liability - Claims-Made						
21. Financial Guaranty/Mortgage Guaranty						
22. Warranty						
23. Totals	19,581			32,684		

SECTION 2

Years in Which Policies Were Issued	INCURRED LOSSES AND DEFENSE AND COST CONTAINMENT EXPENSES REPORTED AT YEAR END (\$000 OMITTED)									
	1	2	3	4	5	6	7	8	9	10
	2014	2015	2016	2017	2018	2019	2020	2021	2022	2023
1. Prior.....										
2. 2014.....										
3. 2015.....	XXX									
4. 2016.....	XXX	XXX								
5. 2017.....	XXX	XXX	XXX							
6. 2018.....	XXX	XXX	XXX	XXX						
7. 2019.....	XXX	XXX	XXX	XXX	XXX					
8. 2020.....	XXX	XXX	XXX	XXX	XXX	XXX				
9. 2021.....	XXX	XXX	XXX	XXX	XXX	XXX	XXX			
10. 2022.....	XXX	XXX	XXX	XXX	XXX	XXX	XXX	XXX		
11. 2023.....	XXX	XXX	XXX	XXX	XXX	XXX	XXX	XXX	XXX	

SECTION 3

Years in Which Policies Were Issued	BULK AND INCURRED BUT NOT REPORTED RESERVES FOR LOSSES AND DEFENSE AND COST CONTAINMENT EXPENSES AT YEAR END (\$000 OMITTED)									
	1	2	3	4	5	6	7	8	9	10
	2014	2015	2016	2017	2018	2019	2020	2021	2022	2023
1. Prior.....										
2. 2014.....										
3. 2015.....	XXX									
4. 2016.....	XXX	XXX								
5. 2017.....	XXX	XXX	XXX							
6. 2018.....	XXX	XXX	XXX	XXX						
7. 2019.....	XXX	XXX	XXX	XXX	XXX					
8. 2020.....	XXX	XXX	XXX	XXX	XXX	XXX				
9. 2021.....	XXX	XXX	XXX	XXX	XXX	XXX	XXX			
10. 2022.....	XXX	XXX	XXX	XXX	XXX	XXX	XXX	XXX		
11. 2023.....	XXX	XXX	XXX	XXX	XXX	XXX	XXX	XXX	XXX	

ANNUAL STATEMENT FOR THE YEAR 2023 OF THE American National Lloyds Insurance Company
SCHEDULE P - PART 7A - PRIMARY LOSS SENSITIVE CONTRACTS (Continued)

SECTION 4

Years in Which Policies Were Issued	NET EARNED PREMIUMS REPORTED AT YEAR END (\$000 OMITTED)									
	1	2	3	4	5	6	7	8	9	10
	2014	2015	2016	2017	2018	2019	2020	2021	2022	2023
1. Prior.....										
2. 2014.....										
3. 2015.....	XXX									
4. 2016.....	XXX	XXX								
5. 2017.....	XXX	XXX	XX							
6. 2018.....	XXX	XXX	XX	XXX						
7. 2019.....	XXX	XXX	XXX	XXX	XXX					
8. 2020.....	XXX	XXX	XXX	XXX	XXX	XXX				
9. 2021.....	XXX	XXX	XXX	XXX	XXX	XXX	XXX			
10. 2022.....	XXX	XXX	XXX	XXX	XXX	XXX	XXX	XXX		
11. 2023.....	XXX	XXX	XXX	XXX	XXX	XXX	XXX	XXX	XXX	

SECTION 5

Years in Which Policies Were Issued	NET RESERVE FOR PREMIUM ADJUSTMENTS AND ACCRUED RETROSPECTIVE PREMIUMS AT YEAR END (\$000 OMITTED)									
	1	2	3	4	5	6	7	8	9	10
	2014	2015	2016	2017	2018	2019	2020	2021	2022	2023
1. Prior.....										
2. 2014.....										
3. 2015.....	XXX									
4. 2016.....	XXX	XXX								
5. 2017.....	XXX	XXX	XX							
6. 2018.....	XXX	XXX	XX	XXX						
7. 2019.....	XXX	XXX	XXX	XXX	XXX					
8. 2020.....	XXX	XXX	XXX	XXX	XXX	XXX				
9. 2021.....	XXX	XXX	XXX	XXX	XXX	XXX	XXX			
10. 2022.....	XXX	XXX	XXX	XXX	XXX	XXX	XXX	XXX		
11. 2023.....	XXX	XXX	XXX	XXX	XXX	XXX	XXX	XXX	XXX	

ANNUAL STATEMENT FOR THE YEAR 2023 OF THE American National Lloyds Insurance Company
SCHEDULE P - PART 7B - REINSURANCE LOSS SENSITIVE CONTRACTS (\$000 OMITTED)

SECTION 1

Schedule P - Part 1	1 Total Net Losses and Expenses Unpaid	2 Net Losses and Expenses Unpaid on Loss Sensitive Contracts	3 Loss Sensitive as Percentage of Total	4 Total Net Premiums Written	5 Net Premiums Written on Loss Sensitive Contracts	6 Loss Sensitive as Percentage of Total
1. Homeowners/Farmowners	6,881			21,725		
2. Private Passenger Auto Liability/Medical						
3. Commercial Auto/Truck Liability/Medical						
4. Workers' Compensation						
5. Commercial Multiple Peril	7,443			1,380		
6. Medical Professional Liability - Occurrence						
7. Medical Professional Liability - Claims - Made						
8. Special Liability						
9. Other Liability - Occurrence	2,123			1,002		
10. Other Liability - Claims-Made						
11. Special Property	3,134			8,577		
12. Auto Physical Damage						
13. Fidelity/Surety						
14. Other						
15. International						
16. Reinsurance - Nonproportional Assumed Property						
17. Reinsurance - Nonproportional Assumed Liability						
18. Reinsurance - Nonproportional Assumed Financial Lines						
19. Products Liability - Occurrence						
20. Products Liability - Claims-Made						
21. Financial Guaranty/Mortgage Guaranty						
22. Warranty						
23. Totals	19,581			32,684		

SECTION 2

Years in Which Policies Were Issued	INCURRED LOSSES AND DEFENSE AND COST CONTAINMENT EXPENSES REPORTED AT YEAR END (\$000 OMITTED)									
	1 2014	2 2015	3 2016	4 2017	5 2018	6 2019	7 2020	8 2021	9 2022	10 2023
1. Prior.....										
2. 2014.....										
3. 2015.....	XXX									
4. 2016.....	XXX	XXX								
5. 2017.....	XXX	XXX	XX							
6. 2018.....	XXX	XXX	XX	XX						
7. 2019.....	XXX	XXX	XX	XXX	XX					
8. 2020.....	XXX	XXX	XXX	XXX	XXX	XXX				
9. 2021.....	XXX	XXX	XXX	XXX	XXX	XXX	XXX			
10. 2022.....	XXX	XXX	XXX	XXX	XXX	XXX	XXX	XXX		
11. 2023	XXX	XXX	XXX	XXX	XXX	XXX	XXX	XXX	XXX	

SECTION 3

Years in Which Policies Were Issued	BULK AND INCURRED BUT NOT REPORTED RESERVES FOR LOSSES AND DEFENSE AND COST CONTAINMENT EXPENSES AT YEAR END (\$000 OMITTED)									
	1 2014	2 2015	3 2016	4 2017	5 2018	6 2019	7 2020	8 2021	9 2022	10 2023
1. Prior.....										
2. 2014.....										
3. 2015.....	XXX									
4. 2016.....	XXX	XXX								
5. 2017.....	XXX	XXX	XX							
6. 2018.....	XXX	XXX	XX	XX						
7. 2019.....	XXX	XXX	XX	XXX	XX					
8. 2020.....	XXX	XXX	XXX	XXX	XXX	XXX				
9. 2021.....	XXX	XXX	XXX	XXX	XXX	XXX	XXX			
10. 2022.....	XXX	XXX	XXX	XXX	XXX	XXX	XXX	XXX		
11. 2023	XXX	XXX	XXX	XXX	XXX	XXX	XXX	XXX	XXX	

ANNUAL STATEMENT FOR THE YEAR 2023 OF THE American National Lloyds Insurance Company
SCHEDULE P - PART 7B - REINSURANCE LOSS SENSITIVE CONTRACTS (Continued)
SECTION 4

Years in Which Policies Were Issued	NET EARNED PREMIUMS REPORTED AT YEAR END (\$000 OMITTED)									
	1 2014	2 2015	3 2016	4 2017	5 2018	6 2019	7 2020	8 2021	9 2022	10 2023
1. Prior.....										
2. 2014.....										
3. 2015.....	XXX									
4. 2016.....	XXX	XXX								
5. 2017.....	XXX	XXX	XX							
6. 2018.....	XXX	XXX	XX	XX						
7. 2019.....	XXX	XXX	XX	XXX	XXX					
8. 2020.....	XXX	XXX	XXX	XXX	XXX	XXX				
9. 2021.....	XXX	XXX	XXX	XXX	XXX	XXX	XXX			
10. 2022.....	XXX	XXX	XXX	XXX	XXX	XXX	XXX	XXX		
11. 2023.....	XXX	XXX	XXX	XXX	XXX	XXX	XXX	XXX	XXX	

SECTION 5

Years in Which Policies Were Issued	NET RESERVE FOR PREMIUM ADJUSTMENTS AND ACCRUED RETROSPECTIVE PREMIUMS AT YEAR END (\$000 OMITTED)									
	1 2014	2 2015	3 2016	4 2017	5 2018	6 2019	7 2020	8 2021	9 2022	10 2023
1. Prior.....										
2. 2014.....										
3. 2015.....	XXX									
4. 2016.....	XXX	XXX								
5. 2017.....	XXX	XXX	XX							
6. 2018.....	XXX	XXX	XX	XX						
7. 2019.....	XXX	XXX	XX	XXX	XXX					
8. 2020.....	XXX	XXX	XXX	XXX	XXX	XXX				
9. 2021.....	XXX	XXX	XXX	XXX	XXX	XXX	XXX			
10. 2022.....	XXX	XXX	XXX	XXX	XXX	XXX	XXX	XXX		
11. 2023.....	XXX	XXX	XXX	XXX	XXX	XXX	XXX	XXX	XXX	

SECTION 6

Years in Which Policies Were Issued	INCURRED ADJUSTABLE COMMISSIONS REPORTED AT YEAR END (\$000 OMITTED)									
	1 2014	2 2015	3 2016	4 2017	5 2018	6 2019	7 2020	8 2021	9 2022	10 2023
1. Prior.....										
2. 2014.....										
3. 2015.....	XXX									
4. 2016.....	XXX	XXX								
5. 2017.....	XXX	XXX	XX							
6. 2018.....	XXX	XXX	XX	XX						
7. 2019.....	XXX	XXX	XX	XXX	XXX					
8. 2020.....	XXX	XXX	XXX	XXX	XXX	XXX				
9. 2021.....	XXX	XXX	XXX	XXX	XXX	XXX	XXX			
10. 2022.....	XXX	XXX	XXX	XXX	XXX	XXX	XXX	XXX		
11. 2023.....	XXX	XXX	XXX	XXX	XXX	XXX	XXX	XXX	XXX	

SECTION 7

Years in Which Policies Were Issued	RESERVES FOR COMMISSION ADJUSTMENTS AT YEAR END (\$000 OMITTED)									
	1 2014	2 2015	3 2016	4 2017	5 2018	6 2019	7 2020	8 2021	9 2022	10 2023
1. Prior.....										
2. 2014.....										
3. 2015.....	XXX									
4. 2016.....	XXX	XXX								
5. 2017.....	XXX	XXX	XX							
6. 2018.....	XXX	XXX	XX	XX						
7. 2019.....	XXX	XXX	XX	XXX	XXX					
8. 2020.....	XXX	XXX	XXX	XXX	XXX	XXX				
9. 2021.....	XXX	XXX	XXX	XXX	XXX	XXX	XXX			
10. 2022.....	XXX	XXX	XXX	XXX	XXX	XXX	XXX	XXX		
11. 2023.....	XXX	XXX	XXX	XXX	XXX	XXX	XXX	XXX	XXX	

ANNUAL STATEMENT FOR THE YEAR 2023 OF THE American National Lloyds Insurance Company

SCHEDULE P INTERROGATORIES

1. The following questions relate to yet-to-be-issued Extended Reporting Endorsements (EREs) arising from Death, Disability, or Retirement (DDR) provisions in Medical Professional Liability Claims Made insurance policies. EREs provided for reasons other than DDR are not to be included.
- 1.1 Does the company issue Medical Professional Liability Claims Made insurance policies that provide tail (also known as an extended reporting endorsement, or "ERE") benefits in the event of Death, Disability, or Retirement (DDR) at a reduced charge or at no additional cost? Yes [] No [X]
 If the answer to question 1.1 is "no", leave the following questions blank. If the answer to question 1.1 is "yes", please answer the following questions:
- 1.2 What is the total amount of the reserve for that provision (DDR Reserve), as reported, explicitly or not, elsewhere in this statement (in dollars)? \$
- 1.3 Does the company report any DDR reserve as Unearned Premium Reserve per SSAP #65? Yes [] No [X]
- 1.4 Does the company report any DDR reserve as loss or loss adjustment expense reserve? Yes [] No [X]
- 1.5 If the company reports DDR reserve as Unearned Premium Reserve, does that amount match the figure on the Underwriting and Investment Exhibit, Part 1A - Recapitulation of all Premiums (Page 7) Column 2, Lines 11.1 plus 11.2? Yes [] No [] N/A [X]
- 1.6 If the company reports DDR reserve as loss or loss adjustment expense reserve, please complete the following table corresponding to where these reserves are reported in Schedule P:

Years in Which Premiums Were Earned and Losses Were Incurred	DDR Reserve Included in Schedule P, Part 1F, Medical Professional Liability Column 24: Total Net Losses and Expenses Unpaid	
	1 Section 1: Occurrence	2 Section 2: Claims-Made
1.601 Prior		
1.602 2014		
1.603 2015		
1.604 2016		
1.605 2017		
1.606 2018		
1.607 2019		
1.608 2020		
1.609 2021		
1.610 2022		
1.611 2023		
1.612 Totals		

2. The definition of allocated loss adjustment expenses (ALAE) and, therefore, unallocated loss adjustment expenses (ULAE) was changed effective January 1, 1998. This change in definition applies to both paid and unpaid expenses. Are these expenses (now reported as "Defense and Cost Containment" and "Adjusting and Other") reported in compliance with these definitions in this statement? Yes [X] No []
3. The Adjusting and Other expense payments and reserves should be allocated to the years in which the losses were incurred based on the number of claims reported, closed and outstanding in those years. When allocating Adjusting and Other expense between companies in a group or a pool, the Adjusting and Other expense should be allocated in the same percentage used for the loss amounts and the claim counts. For reinsurers, Adjusting and Other expense assumed should be reported according to the reinsurance contract. For Adjusting and Other expense incurred by reinsurers, or in those situations where suitable claim count information is not available, Adjusting and Other expense should be allocated by a reasonable method determined by the company and described in Interrogatory 7, below. Are they so reported in this Statement? Yes [X] No []
4. Do any lines in Schedule P include reserves that are reported gross of any discount to present value of future payments, and that are reported net of such discounts on Page 10? Yes [] No [X]

If yes, proper disclosure must be made in the Notes to Financial Statements, as specified in the Instructions. Also, the discounts must be reported in Schedule P - Part 1, Columns 32 and 33. Schedule P must be completed gross of non-tabular discounting. Work papers relating to discount calculations must be available for examination upon request.
 Discounting is allowed only if expressly permitted by the state insurance department to which this Annual Statement is being filed.

5. What were the net premiums in force at the end of the year for:
 (in thousands of dollars) 5.1 Fidelity
 5.2 Surety

6. Claim count information is reported per claim or per claimant (Indicate which) per claim.....
 If not the same in all years, explain in Interrogatory 7.
- 7.1 The information provided in Schedule P will be used by many persons to estimate the adequacy of the current loss and expense reserves, among other things. Are there any especially significant events, coverage, retention or accounting changes that have occurred that must be considered when making such analyses? Yes [] No [X]

7.2 (An extended statement may be attached.)

SCHEDULE T - EXHIBIT OF PREMIUMS WRITTEN

Allocated by States and Territories

States, Etc.	1 Active Status (a)	Gross Premiums, Including Policy and Membership Fees, Less Return Premiums and Premiums on Policies Not Taken		4 Dividends Paid or Credited to Policyholders on Direct Business	5 Direct Losses Paid (Deducting Salvage)	6 Direct Losses Incurred	7 Direct Losses Unpaid	8 Finance and Service Charges Not Included in Premiums	9 Direct Premiums Written for Federal Purchasing Groups (Included in Column 2)
		2 Direct Premiums Written	3 Direct Premiums Earned						
1. Alabama	AL	E	5,693,747	5,397,027	1,734,510	1,811,481	856,562		
2. Alaska	AK	E	16,923	16,923		1,000	1,000		
3. Arizona	AZ	E	1,588,275	1,697,341	674,215	666,853	208,027		
4. Arkansas	AR	E	1,175,269	1,293,110	465,265	628,143	241,229		
5. California	CA	E	18,583,770	17,125,595	4,866,178	6,073,869	2,604,583		
6. Colorado	CO	E	3,493,823	3,451,709	6,709,582	10,308,130	3,884,011		
7. Connecticut	CT	E	710,637	629,193	36,168	472,883	490,087		
8. Delaware	DE	E	10,217	10,217		(1,000)			
9. District of Columbia	DC	E	42,318	42,318	1,644	644	1,000		
10. Florida	FL	E	15,959,909	17,369,380	4,531,124	(3,056,476)	2,251,054		
11. Georgia	GA	E	5,799,411	5,633,952	2,030,524	2,533,874	899,598		
12. Hawaii	HI	E	51,393	42,231			3,000		
13. Idaho	ID	E	632,686	662,207	46,907	63,962	56,121		
14. Illinois	IL	E	10,928,349	7,023,723	1,097,652	2,854,765	2,158,612		
15. Indiana	IN	E	3,669,403	3,545,682	1,260,463	1,858,702	1,076,348		
16. Iowa	IA	E	16,159,573	16,103,420	16,794,175	16,230,111	17,001,693		
17. Kansas	KS	E	2,610,718	2,644,254	1,103,616	1,165,423	372,996		
18. Kentucky	KY	E	284,400	256,907	180,957	208,957	35,000		
19. Louisiana	LA	E	1,909,286	1,789,874	896,602	1,036,179	349,101		
20. Maine	ME	E	33,797	33,797		2,000	2,000		
21. Maryland	MD	E	1,338,593	1,328,320	496,874	489,263	162,138		
22. Massachusetts	MA	E	1,039,490	1,007,631	242,115	53,415	88,300		
23. Michigan	MI	E	1,483,171	1,455,610	289,381	520,206	345,654		
24. Minnesota	MN	E	1,089,923	1,097,562	469,921	492,572	107,903		
25. Mississippi	MS	E	1,621,160	1,498,049	660,851	888,650	356,330		
26. Missouri	MO	E	3,228,878	3,075,773	1,834,262	1,868,280	485,384		
27. Montana	MT	E	64,785	65,282	33,209	15,319	3,000		
28. Nebraska	NE	E	2,902,684	2,875,079	1,330,824	1,555,973	389,206		
29. Nevada	NV	E	221,785	239,136	29,262	41,262	21,000		
30. New Hampshire	NH	E	340,945	340,945	15,108	54,189	43,081		
31. New Jersey	NJ	E	3,759,389	3,090,354	781,093	1,243,615	606,523		
32. New Mexico	NM	E	236,030	209,726	54,059	68,059	21,000		
33. New York	NY	E	467,147	446,643	256,655	672,904	564,870		
34. North Carolina	NC	E	1,993,101	1,967,581	563,346	513,330	216,534		
35. North Dakota	ND	E	200,176	200,176	22,823	32,673	11,250		
36. Ohio	OH	E	3,361,195	3,391,400	944,199	1,046,235	447,947		
37. Oklahoma	OK	E	657,954	663,928	55,081	91,681	57,601		
38. Oregon	OR	E	153,618	152,995		3,253	24,000		
39. Pennsylvania	PA	E	4,608,645	4,535,329	2,910,182	2,944,167	560,365		
40. Rhode Island	RI	E	158,591	120,706	8,267	15,267	7,000		
41. South Carolina	SC	E	4,961,294	4,920,059	915,543	825,720	394,730		
42. South Dakota	SD	E	31,900	31,765	2,000	3,000	1,000		
43. Tennessee	TN	E	9,002,522	9,210,710	3,505,429	4,336,944	1,876,669		
44. Texas	TX	L	42,854,564	41,662,869	29,260,128	32,349,218	11,610,286	22,130	
45. Utah	UT	E	1,523,753	1,488,845	1,354,011	1,257,720	165,236		
46. Vermont	VT	E	35,098	35,098		3,000	3,000		
47. Virginia	VA	E	7,308,372	7,268,124	3,325,319	3,360,044	1,054,593		
48. Washington	WA	E	1,779,508	1,780,189	513,011	564,223	149,212		
49. West Virginia	WV	E	45,345	45,545	45,007	40,632	20,475		
50. Wisconsin	WI	E	1,118,575	1,130,889	777,584	907,767	173,183		
51. Wyoming	WY	E	74,087	73,448	11,461	13,461	6,000		
52. American Samoa	AS	N							
53. Guam	GU	N							
54. Puerto Rico	PR	E							
55. U.S. Virgin Islands	VI	N							
56. Northern Mariana Islands	MP	N							
57. Canada	CAN	N							
58. Aggregate other alien	OT	XXX							
59. Totals	XXX		187,016,182	180,178,626	93,136,587	99,131,542	52,465,492	22,130	
DETAILS OF WRITE-INS									
58001.	XXX								
58002.	XXX								
58003.	XXX								
58998. Summary of remaining write-ins for Line 58 from overflow page	XXX								
58999. Totals (Lines 58001 through 58003 plus 58998)(Line 58 above)	XXX								

(a) Active Status Counts:

- 1. L - Licensed or Chartered - Licensed insurance carrier or domiciled RRG..... 1
- 2. R - Registered - Non-domiciled RRGs..... 1
- 3. E - Eligible - Reporting entities eligible or approved to write surplus lines in the state (other than their state of domicile - see DSLI)..... 51
- 4. Q - Qualified - Qualified or accredited reinsurer..... 1
- 5. D - Domestic Surplus Lines Insurer (DSLII) - Reporting entities authorized to write surplus lines in the state of domicile..... 1
- 6. N - None of the above - Not allowed to write business in the state..... 5

(b) Explanation of basis of allocation of premiums by states, etc.

Premium is allocated to state based on the physical location of the insured risk.

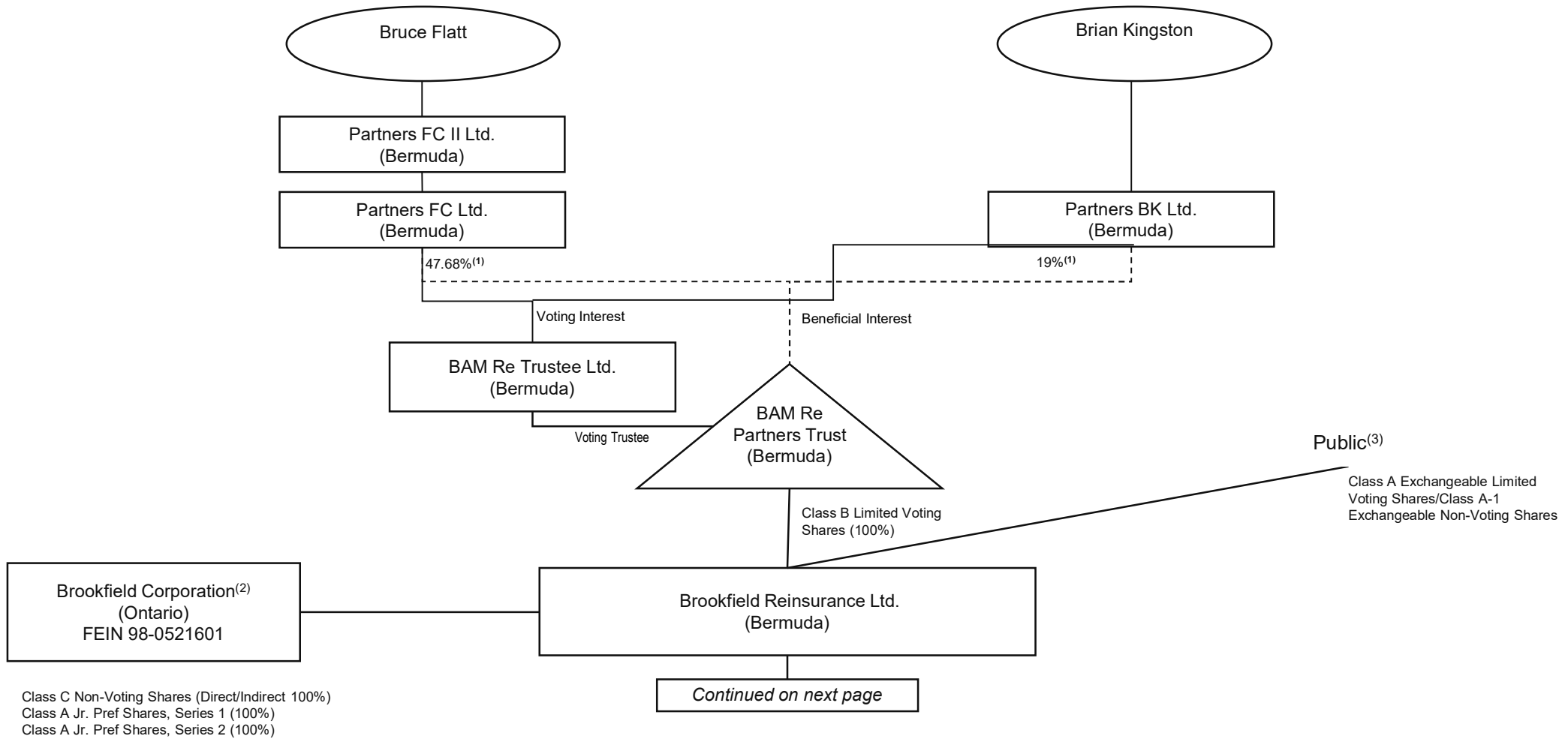
SCHEDULE T - PART 2
INTERSTATE COMPACT - EXHIBIT OF PREMIUMS WRITTEN

Allocated by States and Territories

States, Etc.	Direct Business Only					Totals
	1 Life (Group and Individual)	2 Annuities (Group and Individual)	3 Disability Income (Group and Individual)	4 Long-Term Care (Group and Individual)	5 Deposit-Type Contracts	
1. Alabama AL						
2. Alaska AK						
3. Arizona AZ						
4. Arkansas AR						
5. California CA						
6. Colorado CO						
7. Connecticut CT						
8. Delaware DE						
9. District of Columbia DC						
10. Florida FL						
11. Georgia GA						
12. Hawaii HI						
13. Idaho ID						
14. Illinois IL						
15. Indiana IN						
16. Iowa IA						
17. Kansas KS						
18. Kentucky KY						
19. Louisiana LA						
20. Maine ME						
21. Maryland MD						
22. Massachusetts MA						
23. Michigan MI						
24. Minnesota MN						
25. Mississippi MS						
26. Missouri MO						
27. Montana MT						
28. Nebraska NE						
29. Nevada NV						
30. New Hampshire NH						
31. New Jersey NJ						
32. New Mexico NM						
33. New York NY						
34. North Carolina NC						
35. North Dakota ND						
36. Ohio OH						
37. Oklahoma OK						
38. Oregon OR						
39. Pennsylvania PA						
40. Rhode Island RI						
41. South Carolina SC						
42. South Dakota SD						
43. Tennessee TN						
44. Texas TX						
45. Utah UT						
46. Vermont VT						
47. Virginia VA						
48. Washington WA						
49. West Virginia WV						
50. Wisconsin WI						
51. Wyoming WY						
52. American Samoa AS						
53. Guam GU						
54. Puerto Rico PR						
55. U.S. Virgin Islands VI						
56. Northern Mariana Islands MP						
57. Canada CAN						
58. Aggregate Other Alien OT						
59. Total						

NONE

**SCHEDULE Y - INFORMATION CONCERNING ACTIVITIES OF INSURER MEMBERS OF A HOLDING COMPANY GROUP
PART 1 - ORGANIZATIONAL CHART (as of 12/31/2023)**



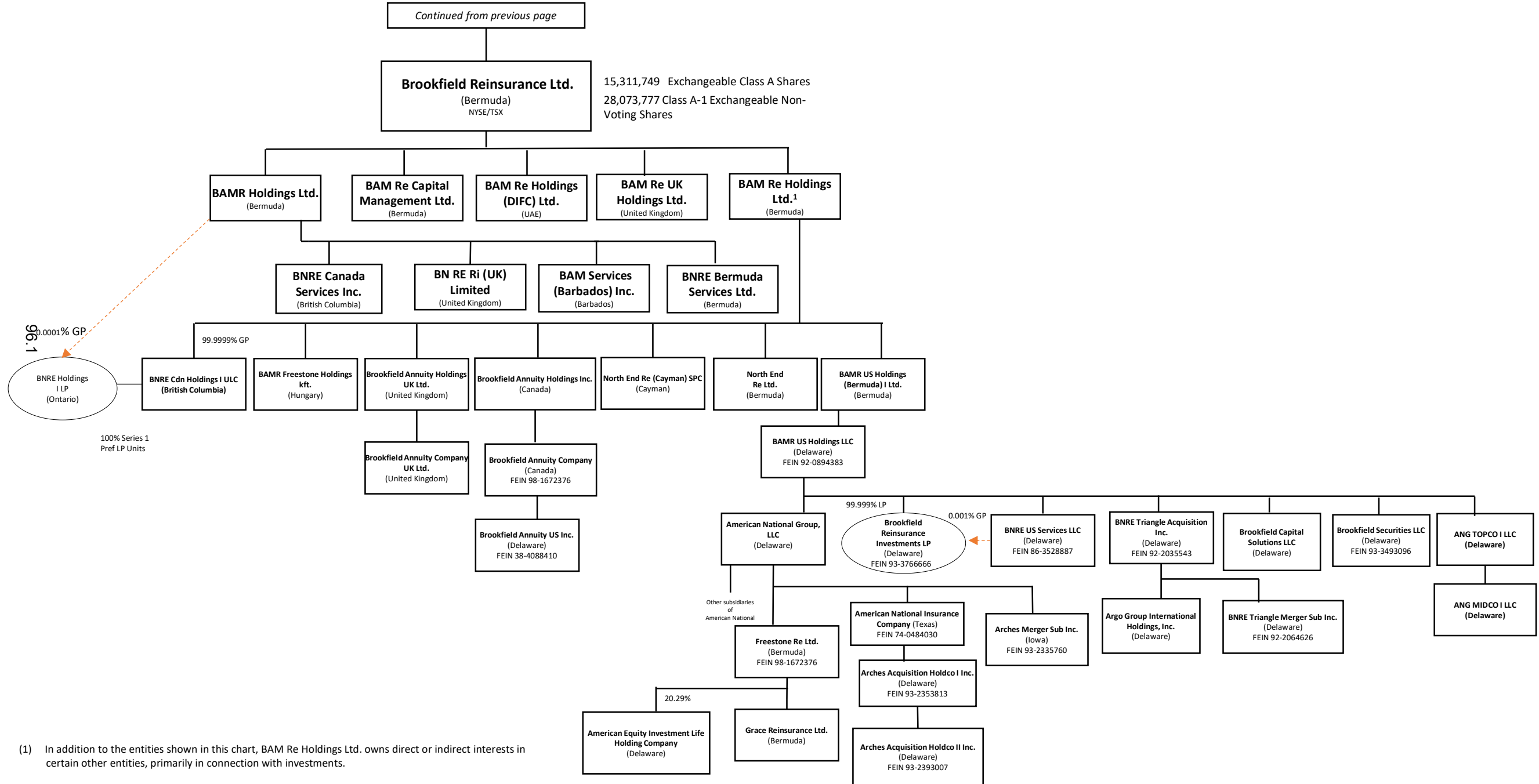
96

(1) This percentage represents both the percentage of beneficial interest in the BAM Re Partners Trust and the percentage of voting interest in BAM Re Trustee Ltd., which are the same percentage numbers. The remaining 33.32% beneficial interest in BAM Re Partners Trust and 33.32% voting interest in its trustee, BAM Re Trustee, is held through entities owned by (i) Sachin Shah (6.66%), (ii) Anuj Ranjan (6.66%) (iii) Connor Teskey(6.66%), (iv) Cyrus Madon (6.66%) and (v) Sam Pollock (6.66%).

(2) Pursuant to Commissioner's Order No. 2022-7321 (HCS No. 1130540), Brookfield Corporation is not a control person within the Registrants' holding company system, however Brookfield Corporation is included in this organizational chart due to certain commitments made by Brookfield Corporation in connection with its disclaimer of affiliation filing.

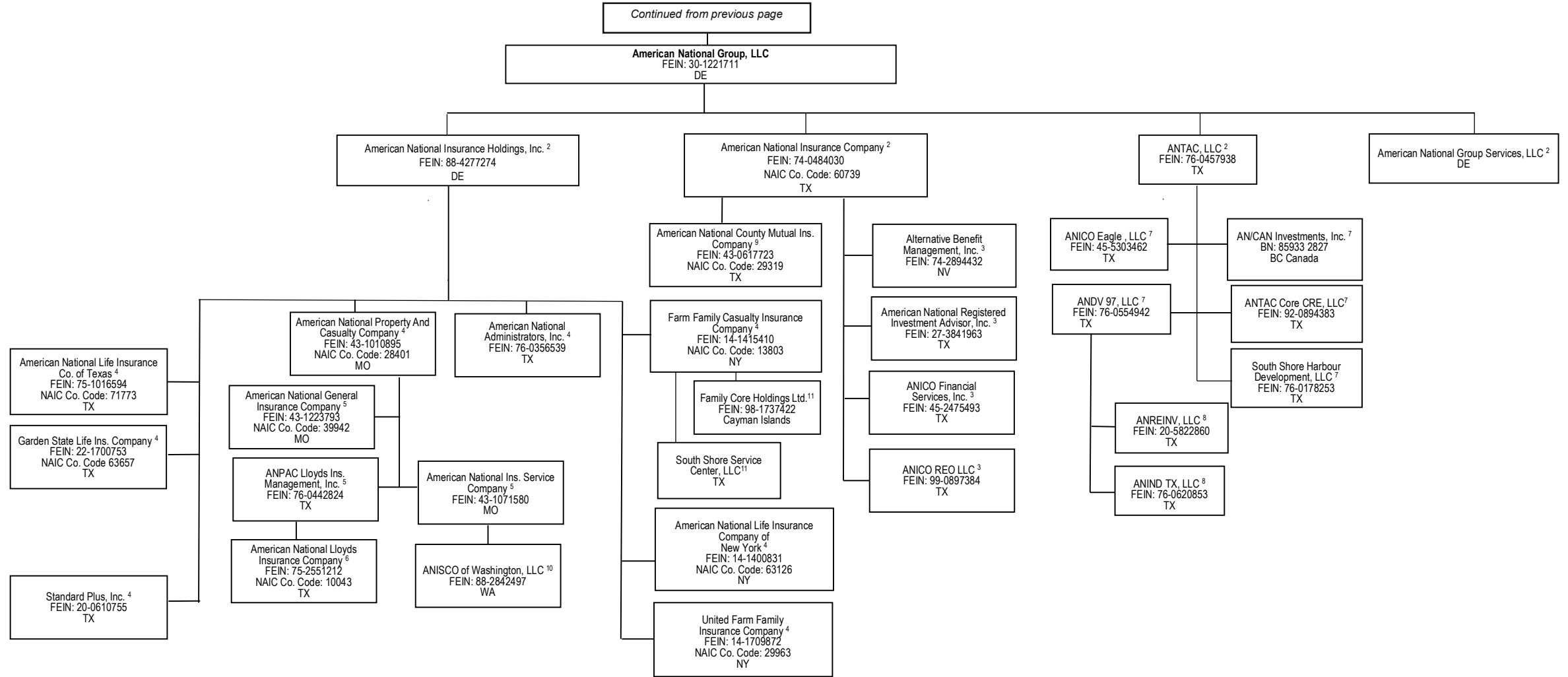
(3) To the Company's knowledge based on filings made with the SEC as of the date hereof, Bruce Flatt is the only person holding 10% or more of the voting power of the Brookfield Reinsurance Ltd. Class A Shares

SCHEDULE Y - INFORMATION CONCERNING ACTIVITIES OF INSURER MEMBERS OF A HOLDING COMPANY GROUP
PART 1 - ORGANIZATIONAL CHART (continued)



(1) In addition to the entities shown in this chart, BAM Re Holdings Ltd. owns direct or indirect interests in certain other entities, primarily in connection with investments.

SCHEDULE Y - INFORMATION CONCERNING ACTIVITIES OF INSURER MEMBERS OF A HOLDING COMPANY GROUP
Abbreviated Organizational Chart (continued)¹



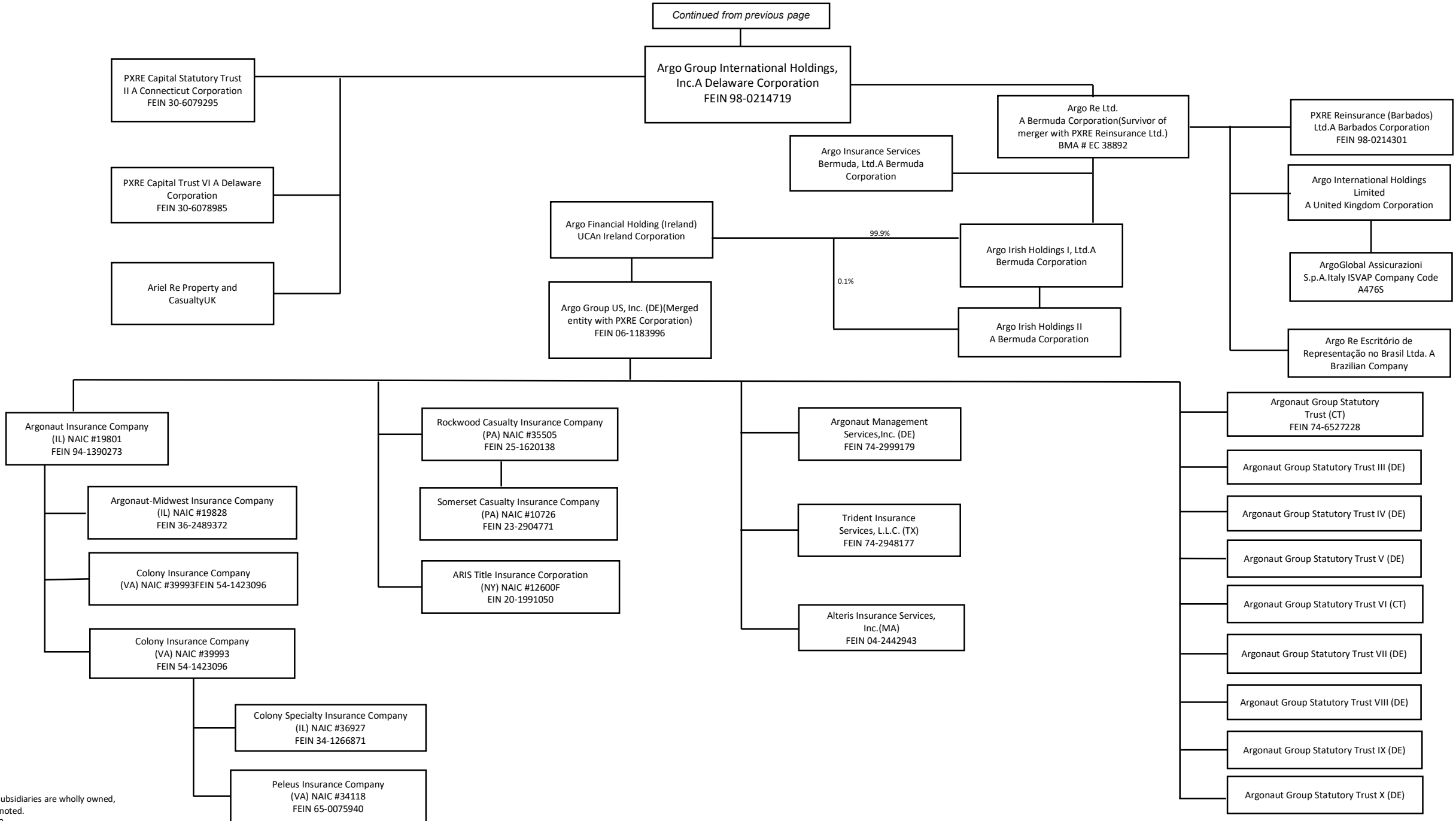
962

(1) In addition to the entities shown in this chart, American National Group, LLC owns a direct or indirect interest in certain other entities, primarily in connection with real estate and other investments.
 (2) 100% owned by American National Group, LLC.
 (3) 100% owned by American National Insurance Company.
 (4) 100% owned by American National Insurance Holdings, Inc.
 (5) 100% owned by American National Property And Casualty Company.

(6) Not a subsidiary company, but managed by ANPAC Lloyds Insurance Management, Inc.
 (7) 100% owned by ANTAC, LLC.
 (8) 100% owned by ANDV 97, LLC.
 (9) Not a subsidiary company but managed by American National Insurance Company.
 (10) 100% owned by American National Insurance Service Company.
 (11) 100% owned by Farm Family Casualty Insurance Company

SCHEDULE Y - INFORMATION CONCERNING ACTIVITIES OF INSURER MEMBERS OF A HOLDING COMPANY GROUP
Abbreviated Organizational Chart (continued)

Continued from previous page



963

Note: All subsidiaries are wholly owned, except as noted.
12.31.2023

ANNUAL STATEMENT FOR THE YEAR 2023 OF THE American National Lloyds Insurance Company

SCHEDULE Y

PART 1A - DETAIL OF INSURANCE HOLDING COMPANY SYSTEM

1	2	3	4	5	6	7	8	9	10	11	12	13	14	15	16
Group Code	Group Name	NAIC Company Code	ID Number	Federal RSSD	CIK	Name of Securities Exchange if Publicly Traded (U.S. or International)	Names of Parent, Subsidiaries Or Affiliates	Domiciliary Location	Relationship to Reporting Entity	Directly Controlled by (Name of Entity/Person)	Type of Control (Ownership, Board, Management, Attorney-in-Fact, Influence, Other)	If Control is Ownership Provide Percentage	Ultimate Controlling Entity(ies)/Person(s)	Is an SCA Filing Required? (Yes/No)	*
.0408	Brookfield Reinsurance Ltd. Group	60739	74-0484030	1343722	0		American National Insurance Company	TX	IA	American National Group, LLC	Ownership	100.000	Brookfield Reinsurance Ltd.	NO	1
.0408	Brookfield Reinsurance Ltd. Group	71773	75-1016594	1343731	0		American National Life Insurance Company of Texas	TX	IA	American National Insurance Holdings, Inc.	Ownership	100.000	Brookfield Reinsurance Ltd.	NO	1
.0408	Brookfield Reinsurance Ltd. Group	63657	22-1700753		0		Garden State Life Insurance Company	TX	IA	American National Insurance Holdings, Inc.	Ownership	100.000	Brookfield Reinsurance Ltd.	NO	1
.0408	Brookfield Reinsurance Ltd. Group	63126	14-1400831		0		American National Life Insurance Company of New York	NY	IA	American National Insurance Holdings, Inc.	Ownership	100.000	Brookfield Reinsurance Ltd.	NO	1
.0408	Brookfield Reinsurance Ltd. Group	13803	14-1415410		0		Farm Family Casualty Insurance Company	NY	IA	American National Insurance Holdings, Inc.	Ownership	100.000	Brookfield Reinsurance Ltd.	NO	1
.0408	Brookfield Reinsurance Ltd. Group	29963	14-1709872		0		United Farm Family Insurance Company	NY	IA	American National Insurance Holdings, Inc.	Ownership	100.000	Brookfield Reinsurance Ltd.	NO	1
.0408	Brookfield Reinsurance Ltd. Group	28401	43-1010895	1343946	0		American National Property and Casualty Company	MO	IA	American National Insurance Holdings, Inc.	Ownership	100.000	Brookfield Reinsurance Ltd.	YES	1
.0408	Brookfield Reinsurance Ltd. Group	39942	43-1223793		0		American National General Insurance Company	MO	IA	American National Property and Casualty Company	Ownership	100.000	Brookfield Reinsurance Ltd.	NO	1
.0408	Brookfield Reinsurance Ltd. Group	29319	43-0617723		0		American National County Mutual Insurance Company	TX	IA	American National Insurance Company	Management	0.000	Brookfield Reinsurance Ltd.	NO	1
.0408	Brookfield Reinsurance Ltd. Group	10043	75-2551212		0		American National Lloyds Insurance Company	TX	RE	ANPAC Lloyds Insurance Management, Inc.	Attorney In-Fact	0.000	Brookfield Reinsurance Ltd.	NO	1
.0408	Brookfield Reinsurance Ltd. Group	00000	30-1221711		0		American National Group, LLC	DE	NIA	BAMR US Holdings LLC	Ownership	100.000	Brookfield Reinsurance Ltd.	NO	1
.0408	Brookfield Reinsurance Ltd. Group	00000	88-4277274		0		American National Insurance Holdings, Inc.	DE	NIA	American National Group, LLC	Ownership	100.000	Brookfield Reinsurance Ltd.	NO	1
.0408	Brookfield Reinsurance Ltd. Group	00000	76-0457938		0		ANTAC, LLC	TX	NIA	American National Group, LLC	Ownership	100.000	Brookfield Reinsurance Ltd.	NO	1
.0408	Brookfield Reinsurance Ltd. Group	00000	27-3841963		1518195		American National Registered Investment Advisor, Inc.	TX	NIA	American National Insurance Company	Ownership	100.000	Brookfield Reinsurance Ltd.	NO	1
.0408	Brookfield Reinsurance Ltd. Group	00000	74-2894432		0		Alternative Benefit Management, Inc.	NV	NIA	American National Insurance Company	Ownership	100.000	Brookfield Reinsurance Ltd.	NO	1
.0408	Brookfield Reinsurance Ltd. Group	00000	45-2475493		0		ANICO Financial Services, Inc.	TX	NIA	American National Insurance Company	Ownership	100.000	Brookfield Reinsurance Ltd.	NO	1
.0408	Brookfield Reinsurance Ltd. Group	00000	76-0356539		0		American National Administrators, Inc.	TX	NIA	American National Insurance Holdings, Inc.	Ownership	100.000	Brookfield Reinsurance Ltd.	NO	1
.0408	Brookfield Reinsurance Ltd. Group	00000	43-1071580		0		American National Insurance Service Company	MO	NIA	American National Property and Casualty Company	Ownership	100.000	Brookfield Reinsurance Ltd.	NO	1
.0408	Brookfield Reinsurance Ltd. Group	00000	88-2842497		0		ANISCO of Washington, LLC	WA	NIA	American National Insurance Service Company	Ownership	100.000	Brookfield Reinsurance Ltd.	NO	1
.0408	Brookfield Reinsurance Ltd. Group	00000	76-0442824		0		ANPAC Lloyds Insurance Management, Inc.	TX	NIA	American National Property and Casualty Company	Ownership	100.000	Brookfield Reinsurance Ltd.	NO	1
.0408	Brookfield Reinsurance Ltd. Group	00000	76-0620853		0		ANIND TX, LLC	TX	NIA	ANDV 97, LLC	Ownership	100.000	Brookfield Reinsurance Ltd.	NO	1
.0408	Brookfield Reinsurance Ltd. Group	00000	20-5822860		0		ANREINV, LLC	TX	NIA	ANDV 97, LLC	Ownership	100.000	Brookfield Reinsurance Ltd.	NO	1
.0408	Brookfield Reinsurance Ltd. Group	00000	76-0554942		0		ANDV 97, LLC	TX	NIA	ANTAC, LLC	Ownership	100.000	Brookfield Reinsurance Ltd.	NO	1
.0408	Brookfield Reinsurance Ltd. Group	00000	45-5303462		0		ANCO Eagle, LLC	TX	NIA	ANTAC, LLC	Ownership	100.000	Brookfield Reinsurance Ltd.	NO	1
.0408	Brookfield Reinsurance Ltd. Group	00000	85-9332827		0		ANVCAN Investments, Inc.	CAN	NIA	ANTAC, LLC	Ownership	100.000	Brookfield Reinsurance Ltd.	NO	1
.0408	Brookfield Reinsurance Ltd. Group	00000	98-1672376		0		Freestone Re Ltd.	BMJ	IA	American National Group, LLC	Ownership	100.000	Brookfield Reinsurance Ltd.	NO	1
.0408	Brookfield Reinsurance Ltd. Group	00000	76-0178253		0		South Shore Harbour Development, LLC	TX	NIA	ANTAC, LLC	Ownership	100.000	Brookfield Reinsurance Ltd.	NO	1
.0408	Brookfield Reinsurance Ltd. Group	00000	20-0610755		0		Standard Plus, Inc.	TX	NIA	American National Insurance Holdings, Inc.	Ownership	100.000	Brookfield Reinsurance Ltd.	NO	1
.0408	Brookfield Reinsurance Ltd. Group	00000	45-5303462		0		BAMR US Holdings (Bermuda) I Ltd.	BMJ	NIA	BAM Re Holdings Ltd.	Ownership	100.000	Brookfield Reinsurance Ltd.	NO	1
.0408	Brookfield Reinsurance Ltd. Group	00000	85-9332827		0		BAM Re Holdings Ltd.	BMJ	NIA	Brookfield Reinsurance Ltd.	Ownership	100.000	Brookfield Reinsurance Ltd.	NO	1
.0408	Brookfield Reinsurance Ltd. Group	00000	20-1134768	1837429		NYSE, TSX	Brookfield Reinsurance Ltd.	BMJ	NIA	BAM Re Partners Trust	Other	0.000	Bruce Flatt and Brian Kingston	NO	2
.0408	Brookfield Reinsurance Ltd. Group	00000	98-1672376		0		BAM Re Partners Trust	BMJ	NIA	BAM Re Trustee Ltd.	Management	0.000	Bruce Flatt and Brian Kingston	NO	
.0408	Brookfield Reinsurance Ltd. Group	00000	76-0178253		0		BAM Re Trustee Ltd.	BMJ	NIA	Partners FC Ltd.	Ownership	47.680	Bruce Flatt	NO	
.0408	Brookfield Reinsurance Ltd. Group	00000	20-0610755		0		BAM Re Trustee Ltd.	BMJ	NIA	Partners BK Ltd.	Ownership	19.000	Brian Kingston	NO	
.0408	Brookfield Reinsurance Ltd. Group	00000			0		Partners FC Ltd.	BMJ	NIA	Partners FC II Ltd.	Ownership	100.000	Bruce Flatt	NO	
.0408	Brookfield Reinsurance Ltd. Group	00000			0		Partners FC II Ltd.	BMJ	NIA	Bruce Flatt	Ownership	100.000	Bruce Flatt	NO	
.0408	Brookfield Reinsurance Ltd. Group	00000			0		Partners BK Ltd.	BMJ	NIA	Brian Kingston	Ownership	100.000	Brian Kingston	NO	

ANNUAL STATEMENT FOR THE YEAR 2023 OF THE American National Lloyds Insurance Company

SCHEDULE Y
PART 1A - DETAIL OF INSURANCE HOLDING COMPANY SYSTEM

1	2	3	4	5	6	7	8	9	10	11	12	13	14	15	16
Group Code	Group Name	NAIC Company Code	ID Number	Federal RSSD	CIK	Name of Securities Exchange if Publicly Traded (U.S. or International)	Names of Parent, Subsidiaries Or Affiliates	Domi-ciliary Location	Relation-ship to Reporting Entity	Directly Controlled by (Name of Entity/Person)	Type of Control (Ownership, Board, Management, Attorney-in-Fact, Influence, Other)	If Control is Ownership Provide Percentage	Ultimate Controlling Entity(ies)/Person(s)	Is an SCA Filing Re-quired? (Yes/No)	*
.0408	Brookfield Reinsurance Ltd. Group	00000	93-3766666	0			Brookfield Reinsurance Investments LP	DE	NIA	BNRE US Services LLC	Management	0.000	Brookfield Reinsurance Ltd.	NO	1
.0408	Brookfield Reinsurance Ltd. Group	00000	86-3528887	0			BNRE US Services LLC	DE	NIA	BAMR US Holdings LLC	Ownership	100.000	Brookfield Reinsurance Ltd.	NO	1
.0408	Brookfield Reinsurance Ltd. Group	00000		0			BAMR Holdings Ltd.	BMU	NIA	Brookfield Reinsurance Ltd.	Ownership	100.000	Brookfield Reinsurance Ltd.	NO	1
.0408	Brookfield Reinsurance Ltd. Group	00000		0			BN RE Ri (UK) Limited	GBR	NIA	BAMR Holdings Ltd.	Ownership	100.000	Brookfield Reinsurance Ltd.	NO	1
.0408	Brookfield Reinsurance Ltd. Group	00000		0			BNRE Canada Services Inc.	CAN	NIA	BAMR Holdings Ltd.	Ownership	100.000	Brookfield Reinsurance Ltd.	NO	1
.0408	Brookfield Reinsurance Ltd. Group	00000		0			BNRE Services (Barbados) Inc.	BRB	NIA	BAMR Holdings Ltd.	Ownership	100.000	Brookfield Reinsurance Ltd.	NO	1
.0408	Brookfield Reinsurance Ltd. Group	00000		0			BAMR Freestone Holdings kft.	HUN	NIA	BAM Re Holdings Ltd.	Ownership	100.000	Brookfield Reinsurance Ltd.	NO	1
.0408	Brookfield Reinsurance Ltd. Group	00000		0			Brookfield Annuity Holdings Inc.	CAN	NIA	BAM Re Holdings Ltd.	Ownership	100.000	Brookfield Reinsurance Ltd.	NO	1
.0408	Brookfield Reinsurance Ltd. Group	00000		0			North End Re (Cayman) SPC	CYM	NIA	BAM Re Holdings Ltd.	Ownership	100.000	Brookfield Reinsurance Ltd.	NO	1
.0408	Brookfield Reinsurance Ltd. Group	00000		0			North End Re Ltd.	BMU	IA	BAM Re Holdings Ltd.	Ownership	100.000	Brookfield Reinsurance Ltd.	NO	1
.0408	Brookfield Reinsurance Ltd. Group	00000	38-4088410	0			Brookfield Annuity US Inc.	DE	NIA	Brookfield Annuity Company	Ownership	100.000	Brookfield Reinsurance Ltd.	NO	1
.0408	Brookfield Reinsurance Ltd. Group	00000	98-1672376	0			Brookfield Annuity Company	CAN	IA	Brookfield Annuity Holdings Inc.	Ownership	100.000	Brookfield Reinsurance Ltd.	NO	1
.2658	American Equity Investment Group	00000	42-1447959	3981379	1039828	NYSE	American Equity Investment Life Holding Company	IA	NIA	Freestone Re Ltd.	Ownership	20.290	Shareholders	NO	
.0408	Brookfield Reinsurance Ltd. Group	00000		0			BAM Re Capital Management Ltd.	BMU	NIA	Brookfield Reinsurance Ltd.	Ownership	100.000	Brookfield Reinsurance Ltd.	NO	1
.0408	Brookfield Reinsurance Ltd. Group	00000		0			BAM Re Holdings (DIFC) Ltd.	ARE	NIA	Brookfield Reinsurance Ltd.	Ownership	100.000	Brookfield Reinsurance Ltd.	NO	1
.0408	Brookfield Reinsurance Ltd. Group	00000		0			BAMR UK Holdings Ltd.	GBR	NIA	Brookfield Reinsurance Ltd.	Ownership	100.000	Brookfield Reinsurance Ltd.	NO	1
.0408	Brookfield Reinsurance Ltd. Group	00000	92-0894383	0			BAMR US Holdings LLC	DE	NIA	BAMR US Holdings (Bermuda) I Ltd.	Ownership	100.000	Brookfield Reinsurance Ltd.	NO	1
.0408	Brookfield Reinsurance Ltd. Group	00000		0			Brookfield Annuity Holdings UK Ltd.	GBR	NIA	BAM Re Holdings Ltd.	Ownership	100.000	Brookfield Reinsurance Ltd.	NO	1
.0408	Brookfield Reinsurance Ltd. Group	00000		0			Brookfield Annuity Company UK Ltd.	GBR	IA	Brookfield Annuity Holdings UK Ltd.	Ownership	100.000	Brookfield Reinsurance Ltd.	NO	1
.0408	Brookfield Reinsurance Ltd. Group	00000		0			Brookfield Capital Solutions LLC	DE	NIA	BAMR US Holdings LLC	Ownership	100.000	Brookfield Reinsurance Ltd.	NO	1
.0408	Brookfield Reinsurance Ltd. Group	00000		0			Volta Holdings LP	CYM	NIA	BAMR Holdings Ltd.	Management	0.000	Brookfield Reinsurance Ltd.	NO	1
.0408	Brookfield Reinsurance Ltd. Group	00000	87-3288802	0			121 Village Corner Development, Ltd.	TX	NIA	ANREINV, LLC	Management	0.000	Brookfield Reinsurance Ltd.	NO	1
.0408	Brookfield Reinsurance Ltd. Group	00000	36-4814921	0			121 Village Lots 2/3, Ltd.	TX	NIA	ANREINV, LLC	Management	0.000	Brookfield Reinsurance Ltd.	NO	1
.0408	Brookfield Reinsurance Ltd. Group	00000		0			1363015 Alberta Ltd.	CAN	NIA	Chipman Development Corporation	Ownership	100.000	Brookfield Reinsurance Ltd.	NO	1
.0408	Brookfield Reinsurance Ltd. Group	00000	26-4431276	0			ANCAP Jasper, LLC	SC	NIA	ANICO Eagle, LLC	Ownership	100.000	Brookfield Reinsurance Ltd.	NO	1
.0408	Brookfield Reinsurance Ltd. Group	00000	26-4730727	0			ANCAP Jasper II, LLC	SC	NIA	ANICO Eagle, LLC	Ownership	100.000	Brookfield Reinsurance Ltd.	NO	1
.0408	Brookfield Reinsurance Ltd. Group	00000		0			Argerich 2022-1, LLC	DE	OTH	Argerich Holdco 2022-1, LLC	Ownership	100.000	Brookfield Reinsurance Ltd.	NO	1
.0408	Brookfield Reinsurance Ltd. Group	00000		0			Argerich Holdco 2022-1, LLC	DE	OTH	BAMR US Holdings LLC	Management	0.000	Brookfield Reinsurance Ltd.	NO	
.0408	Brookfield Reinsurance Ltd. Group	00000		0			BST Funding 2022-1, LLC	DE	OTH	BST Holding 2022-1, LLC	Ownership	100.000	Brookfield Reinsurance Ltd.	NO	
.0408	Brookfield Reinsurance Ltd. Group	00000		0			BST Holding 2022-1, LLC	DE	OTH	American National Insurance Company	Ownership	100.000	Brookfield Reinsurance Ltd.	NO	
.0408	Brookfield Reinsurance Ltd. Group	00000		0			BST Holdings 2022-1E Ltd	CYM	OTH	American National Insurance Company	Ownership	100.000	Brookfield Reinsurance Ltd.	NO	
.0408	Brookfield Reinsurance Ltd. Group	00000		0			BST Holdings 2022-2E Ltd	CYM	OTH	American National Insurance Company	Ownership	100.000	Brookfield Reinsurance Ltd.	NO	
.0408	Brookfield Reinsurance Ltd. Group	00000		0			BST Holdings 2022-3E Ltd	CYM	OTH	American National Insurance Company	Ownership	100.000	Brookfield Reinsurance Ltd.	NO	
.0408	Brookfield Reinsurance Ltd. Group	00000		0			BST Funding 2022-1E Ltd	CYM	OTH	BST Holdings 2022-1E Ltd	Ownership	100.000	Brookfield Reinsurance Ltd.	NO	
.0408	Brookfield Reinsurance Ltd. Group	00000		0			BST Funding 2022-2E Ltd	CYM	OTH	BST Holdings 2022-2E Ltd	Ownership	100.000	Brookfield Reinsurance Ltd.	NO	
.0408	Brookfield Reinsurance Ltd. Group	00000		0			BST Funding 2022-3E Ltd	CYM	OTH	BST Holdings 2022-3E Ltd	Ownership	100.000	Brookfield Reinsurance Ltd.	NO	
.0408	Brookfield Reinsurance Ltd. Group	00000		0			Canadian Cottage Company Ltd.	CAN	NIA	Chipman Holdings, Inc.	Ownership	100.000	Brookfield Reinsurance Ltd.	NO	1
.0408	Brookfield Reinsurance Ltd. Group	00000		0			Bach F1 2022-1, LLC	DE	OTH	BAMR US Holdings LLC	Management	0.000	Brookfield Reinsurance Ltd.	NO	
.0408	Brookfield Reinsurance Ltd. Group	00000		0			BACH F1 Intero 2022-1, LLC	DE	OTH	Bach F1 2022-1, LLC	Ownership	100.000	Brookfield Reinsurance Ltd.	NO	
.0408	Brookfield Reinsurance Ltd. Group	00000		0			Boccherini F2 2022-1, LLC	DE	OTH	BAMR US Holdings LLC	Management	0.000	Brookfield Reinsurance Ltd.	NO	
.0408	Brookfield Reinsurance Ltd. Group	00000		0			Boccherini F2 Intero 2022-1, LLC	DE	OTH	Boccherini F2 2022-1, LLC	Ownership	100.000	Brookfield Reinsurance Ltd.	NO	
.0408	Brookfield Reinsurance Ltd. Group	00000		0			Brahms PP Intero 2022-1, LLC	DE	OTH	Brahms PP 2022-1, LLC	Ownership	100.000	Brookfield Reinsurance Ltd.	NO	
.0408	Brookfield Reinsurance Ltd. Group	00000		0			Brahms PP 2022-1, LLC	DE	OTH	BAMR US Holdings LLC	Management	0.000	Brookfield Reinsurance Ltd.	NO	
.0408	Brookfield Reinsurance Ltd. Group	00000		0			Chipman Holdings, Inc.	CAN	OTH	AN/CAN Investments, Inc.	Ownership	100.000	Brookfield Reinsurance Ltd.	NO	1
.0408	Brookfield Reinsurance Ltd. Group	00000		0			Chipman Industrial Park No. 1 Inc.	CAN	NIA	Chipman Development Corporation	Ownership	100.000	Brookfield Reinsurance Ltd.	NO	1
.0408	Brookfield Reinsurance Ltd. Group	00000	76-0621069	0			Eagle IND., L.P.	TX	NIA	ANIND TX, LLC	Management	0.000	Brookfield Reinsurance Ltd.	NO	1
.0408	Brookfield Reinsurance Ltd. Group	00000	83-2990147	0			Eagle Bursleson Park LLC	TX	NIA	Eagle IND., LP	Ownership	100.000	Brookfield Reinsurance Ltd.	NO	1
.0408	Brookfield Reinsurance Ltd. Group	00000	83-2964071	0			Eagle Tri County LLC	TX	NIA	Eagle IND., LP	Ownership	100.000	Brookfield Reinsurance Ltd.	NO	1

ANNUAL STATEMENT FOR THE YEAR 2023 OF THE American National Lloyds Insurance Company

SCHEDULE Y
PART 1A - DETAIL OF INSURANCE HOLDING COMPANY SYSTEM

1	2	3	4	5	6	7	8	9	10	11	12	13	14	15	16
Group Code	Group Name	NAIC Company Code	ID Number	Federal RSSD	CIK	Name of Securities Exchange if Publicly Traded (U.S. or International)	Names of Parent, Subsidiaries Or Affiliates	Domi-ciliary Location	Relation-ship to Reporting Entity	Directly Controlled by (Name of Entity/Person)	Type of Control (Ownership, Board, Management, Attorney-in-Fact, Influence, Other)	If Control is Ownership Provide Percentage	Ultimate Controlling Entity(ies)/Person(s)	Is an SCA Filing Re-quired? (Yes/No)	*
.0408	Brookfield Reinsurance Ltd. Group	00000	20-4937509		0		Germann Road Land Development, LLC MRPL Retail Partners, Ltd. (Shops at Bella Terra)	CO	NIA	ANICO Eagle, LLC	Ownership	100.000	Brookfield Reinsurance Ltd.	NO	1
.0408	Brookfield Reinsurance Ltd. Group	00000	20-8243164		0			TX	NIA	ANICO Eagle, LLC	Ownership	50.000	Brookfield Reinsurance Ltd.	NO	1
.0408	Brookfield Reinsurance Ltd. Group	00000	46-3426560		0		TC Blvd. Partners, LLC	TX	NIA	ANICO Eagle, LLC	Ownership	87.680	Brookfield Reinsurance Ltd.	NO	1
.0408	Brookfield Reinsurance Ltd. Group	00000	46-3432650		0		TC Blvd. Partners II, LLC	TX	NIA	ANICO Eagle, LLC	Ownership	95.000	Brookfield Reinsurance Ltd.	NO	1
.0408	Brookfield Reinsurance Ltd. Group	00000	76-0444990		0		Town and Country Partnership	TX	NIA	ANDY 97, LLC	Ownership	87.680	Brookfield Reinsurance Ltd.	NO	1
.0408	Brookfield Reinsurance Ltd. Group	00000	80-0947060		0		Town Center Partners, Ltd.	TX	NIA	TC Blvd. Partners, LLC	Management	0.000	Brookfield Reinsurance Ltd.	NO	1
.0408	Brookfield Reinsurance Ltd. Group	00000	88-3971831		0		TX Galileo LLC	DE	OTH	BAMR US Holdings LLC	Management	0.000	Brookfield Reinsurance Ltd.	NO	
.0408	Brookfield Reinsurance Ltd. Group	00000	88-3904685		0		TX Hooke LLC	DE	OTH	BAMR US Holdings LLC	Management	0.000	Brookfield Reinsurance Ltd.	NO	
.0408	Brookfield Reinsurance Ltd. Group	00000	88-3957208		0		TX Kepler LLC	DE	OTH	BAMR US Holdings LLC	Management	0.000	Brookfield Reinsurance Ltd.	NO	
.0408	Brookfield Reinsurance Ltd. Group	00000	88-3921297		0		TX Leibniz LLC	DE	OTH	BAMR US Holdings LLC	Management	0.000	Brookfield Reinsurance Ltd.	NO	
.0408	Brookfield Reinsurance Ltd. Group	00000	88-3871687		0		TX Newton LLC	DE	OTH	BAMR US Holdings LLC	Management	0.000	Brookfield Reinsurance Ltd.	NO	
.0408	Brookfield Reinsurance Ltd. Group	00000	88-3889808		0		TX Wren LLC	DE	OTH	BAMR US Holdings LLC	Management	0.000	Brookfield Reinsurance Ltd.	NO	
.0408	Brookfield Reinsurance Ltd. Group	00000	20-8668116		0		121 Village, Ltd.	TX	NIA	ANREINV, LLC	Management	0.000	Brookfield Reinsurance Ltd.	NO	
.0408	Brookfield Reinsurance Ltd. Group	00000			0		BEP BID II Euro AIV L.P.	CY	OTH	Brookfield Reinsurance Investments LP	Ownership	100.000	Brookfield Reinsurance Ltd.	NO	
.0408	Brookfield Reinsurance Ltd. Group	00000			0		BAMR BID II US AIV LP	CY	OTH	Brookfield Reinsurance Investments LP	Ownership	100.000	Brookfield Reinsurance Ltd.	NO	
.0408	Brookfield Reinsurance Ltd. Group	00000			0		BAMR BID II AIV LP	CY	OTH	American National Insurance Company	Ownership	100.000	Brookfield Reinsurance Ltd.	NO	
.0408	Brookfield Reinsurance Ltd. Group	00000	98-1748101		0		Boole L.P.	CY	OTH	American National Insurance Company	Ownership	54.000	Brookfield Reinsurance Ltd.	NO	
.0408	Brookfield Reinsurance Ltd. Group	00000	98-1748081		0		Archimedes L.P.	CY	OTH	American National Insurance Company	Ownership	53.000	Brookfield Reinsurance Ltd.	NO	
.0408	Brookfield Reinsurance Ltd. Group	00000	98-1748248		0		Cantor L.P.	CY	OTH	American National Insurance Company	Ownership	53.000	Brookfield Reinsurance Ltd.	NO	
.0408	Brookfield Reinsurance Ltd. Group	00000			0		NER Note Issuer 1 Ltd.	CY	OTH	North End Re (Cayman) SPC	Ownership	75.000	Brookfield Reinsurance Ltd.	NO	
.0408	Brookfield Reinsurance Ltd. Group	00000			0		NER Note Issuer 2 Ltd.	CY	OTH	American National Insurance Company	Ownership	75.000	Brookfield Reinsurance Ltd.	NO	
.0408	Brookfield Reinsurance Ltd. Group	00000			0		NER Note Issuer 3 Ltd.	CY	OTH	American National Insurance Company	Ownership	76.000	Brookfield Reinsurance Ltd.	NO	
.0408	Brookfield Reinsurance Ltd. Group	00000			0		NER Asset Holdco 1 Ltd.	CY	OTH	NER Note Issuer 1 Ltd.	Ownership	100.000	Brookfield Reinsurance Ltd.	NO	
.0408	Brookfield Reinsurance Ltd. Group	00000			0		NER Asset Holdco 2 Ltd.	CY	OTH	NER Note Issuer 2 Ltd.	Ownership	100.000	Brookfield Reinsurance Ltd.	NO	
.0408	Brookfield Reinsurance Ltd. Group	00000			0		NER Asset Holdco 3 Ltd.	CY	OTH	NER Note Issuer 3 Ltd.	Ownership	100.000	Brookfield Reinsurance Ltd.	NO	
.0408	Brookfield Reinsurance Ltd. Group	00000	98-1684989		0		Bylsma 2022-1, Ltd.	CY	OTH	American National Insurance Company	Ownership	81.000	Brookfield Reinsurance Ltd.	NO	
.0408	Brookfield Reinsurance Ltd. Group	00000	98-1685005		0		Casals 2022-1, Ltd.	CY	OTH	American National Insurance Company	Ownership	81.000	Brookfield Reinsurance Ltd.	NO	
.0408	Brookfield Reinsurance Ltd. Group	00000	98-1685038		0		Dupre 2022-1, Ltd.	CY	OTH	American National Insurance Company	Ownership	100.000	Brookfield Reinsurance Ltd.	NO	
.0408	Brookfield Reinsurance Ltd. Group	00000			0		Bylsma 2022-1, LLC	DE	OTH	Bylsma 2022-1, Ltd.	Ownership	100.000	Brookfield Reinsurance Ltd.	NO	
.0408	Brookfield Reinsurance Ltd. Group	00000			0		Casals 2022-1, LLC	DE	OTH	Casals 2022-1, Ltd.	Ownership	100.000	Brookfield Reinsurance Ltd.	NO	
.0408	Brookfield Reinsurance Ltd. Group	00000			0		Dupre 2022-1, LLC	DE	OTH	Dupre 2022-1, Ltd.	Ownership	100.000	Brookfield Reinsurance Ltd.	NO	
.0408	Brookfield Reinsurance Ltd. Group	00000	88-1138054		0		BGL PT Land, LLC	DE	OTH	Brookfield Reinsurance Investments LP	Ownership	100.000	Brookfield Reinsurance Ltd.	NO	
.0408	Brookfield Reinsurance Ltd. Group	00000			0		BGL PT, LLC	DE	OTH	Brookfield Reinsurance Investments LP	Ownership	100.000	Brookfield Reinsurance Ltd.	NO	
.0408	Brookfield Reinsurance Ltd. Group	00000	98-1691929		0		Atreides Leto Holdco 2022-1 Ltd.	CY	OTH	American National Insurance Company	Ownership	100.000	Brookfield Reinsurance Ltd.	NO	
.0408	Brookfield Reinsurance Ltd. Group	00000	98-1691732		0		Atreides Paul Holdco 2022-1 Ltd.	CY	OTH	American National Insurance Company	Ownership	100.000	Brookfield Reinsurance Ltd.	NO	
.0408	Brookfield Reinsurance Ltd. Group	00000	98-1695168		0		Atreides Paul 2022-1 Ltd.	CY	OTH	Atreides Paul Holdco 2022-1 Ltd.	Ownership	100.000	Brookfield Reinsurance Ltd.	NO	
.0408	Brookfield Reinsurance Ltd. Group	00000	98-1694739		0		Atreides Leto 2022-1 Ltd.	CY	OTH	Atreides Leto Holdco 2022-1 Ltd.	Ownership	100.000	Brookfield Reinsurance Ltd.	NO	
.0408	Brookfield Reinsurance Ltd. Group	00000	98-1693420		0		Atreides 2022-1 Ltd.	CY	OTH	Atreides Leto Holdco 2022-1 Ltd.	Ownership	80.000	Brookfield Reinsurance Ltd.	NO	
.0408	Brookfield Reinsurance Ltd. Group	00000			0		BGL Pinehurst Land, LLC	DE	OTH	BAMR US Holdings LLC	Management	0.000	Brookfield Reinsurance Ltd.	NO	
.0408	Brookfield Reinsurance Ltd. Group	00000			0		BLI Pinehurst Mezz, LLC	DE	OTH	BAMR US Holdings LLC	Management	0.000	Brookfield Reinsurance Ltd.	NO	
.0408	Brookfield Reinsurance Ltd. Group	00000			0		BGL Pinehurst, LLC	DE	OTH	BAMR US Holdings LLC	Management	0.000	Brookfield Reinsurance Ltd.	NO	
.0408	Brookfield Reinsurance Ltd. Group	00000			0		BLI Pinehurst, LLC	DE	OTH	BLI Pinehurst Mezz, LLC	Ownership	100.000	Brookfield Reinsurance Ltd.	NO	
.0408	Brookfield Reinsurance Ltd. Group	00000			0		Blue Investment SPE Ltd. Brookfield Bermuda Real Estate Holdings Ltd.	BMJ	NIA	Brookfield Bermuda Real Estate Holdings Ltd.	Ownership	100.000	Brookfield Reinsurance Ltd.	NO	1
.0408	Brookfield Reinsurance Ltd. Group	00000			0			BMJ	NIA	Brookfield Bermuda Real Estate JV LLC	Ownership	100.000	Brookfield Reinsurance Ltd.	NO	1
.0408	Brookfield Reinsurance Ltd. Group	00000			0		Chipman Development Corporation	CAN	NIA	AN/CAN Investments, Inc.	Ownership	100.000	Brookfield Reinsurance Ltd.	NO	1
.0408	Brookfield Reinsurance Ltd. Group	00000			0		Brookfield Bermuda Real Estate JV LLC	BMJ	NIA	BAM Re Bermuda Real Estate JV Member Ltd.	Ownership	49.000	Brookfield Reinsurance Ltd.	NO	1

ANNUAL STATEMENT FOR THE YEAR 2023 OF THE American National Lloyds Insurance Company

SCHEDULE Y
PART 1A - DETAIL OF INSURANCE HOLDING COMPANY SYSTEM

1	2	3	4	5	6	7	8	9	10	11	12	13	14	15	16
Group Code	Group Name	NAIC Company Code	ID Number	Federal RSSD	CIK	Name of Securities Exchange if Publicly Traded (U.S. or International)	Names of Parent, Subsidiaries Or Affiliates	Domi-ciliary Location	Relation-ship to Reporting Entity	Directly Controlled by (Name of Entity/Person)	Type of Control (Ownership, Board, Management, Attorney-in-Fact, Influence, Other)	If Control is Ownership Provide Percentage	Ultimate Controlling Entity(ies)/Person(s)	Is an SCA Filing Re-quired? (Yes/No)	*
.0408	Brookfield Reinsurance Ltd. Group	00000			0		BNRE Bermuda Services Ltd.	.BMJ	NIA	BAMR Holdings Ltd.	Ownership	100.000	Brookfield Reinsurance Ltd.	NO	1
.0408	Brookfield Reinsurance Ltd. Group	00000	92-2035543		0		BNRE Triangle Acquisition Inc.	.DE	NIA	BAMR US Holdings LLC	Ownership	100.000	Brookfield Reinsurance Ltd.	NO	1
.0408	Brookfield Reinsurance Ltd. Group	00000	92-2064626		0		BNRE Triangle Merger Sub Inc.	.DE	NIA	BNRE Triangle Acquisition Inc.	Ownership	100.000	Brookfield Reinsurance Ltd.	NO	1
.0408	Brookfield Reinsurance Ltd. Group	00000	98-1737778		0		Grace Property Holdings Limited	.CYM	OTH	Brookfield Reinsurance Investments LP	Ownership	50.000	Brookfield Reinsurance Ltd.	NO	
.0408	Brookfield Reinsurance Ltd. Group	00000	98-1736669		0		BNRE 77G Holdings Ltd.	.BMJ	OTH	BAM Re Holdings Ltd.	Ownership	100.000	Brookfield Reinsurance Ltd.	NO	
.0408	Brookfield Reinsurance Ltd. Group	00000			0		2022 Ganymede Note Issuer LP	.DE	OTH	American National Insurance Company	Ownership	100.000	Brookfield Reinsurance Ltd.	NO	
.0408	Brookfield Reinsurance Ltd. Group	00000			0		2022 Titan Note Issuer LP	.DE	OTH	American National Insurance Company	Ownership	100.000	Brookfield Reinsurance Ltd.	NO	
.0408	Brookfield Reinsurance Ltd. Group	00000			0		2022 Europa Note Issuer LP	.DE	OTH	American National Insurance Company	Ownership	100.000	Brookfield Reinsurance Ltd.	NO	
.0408	Brookfield Reinsurance Ltd. Group	00000			0		2022 IO Note Issuer LP	.DE	OTH	American National Insurance Company	Ownership	100.000	Brookfield Reinsurance Ltd.	NO	
.0408	Brookfield Reinsurance Ltd. Group	00000			0		2022 Ceres Note Issuer LP	.DE	OTH	American National Insurance Company	Ownership	100.000	Brookfield Reinsurance Ltd.	NO	
.0408	Brookfield Reinsurance Ltd. Group	00000			0		BREF VI Cayman 1 LP	.CYM	OTH	BAM Re Holdings Ltd.	Management	100.000	Brookfield Reinsurance Ltd.	NO	
.0408	Brookfield Reinsurance Ltd. Group	00000			0		77G Propco Limited	.NJ	OTH	BNRE 77G Holdings Ltd.	Ownership	100.000	Brookfield Reinsurance Ltd.	NO	
.0408	Brookfield Reinsurance Ltd. Group	00000	93-2850635		0		American National Group Services, LLC	.DE	NIA	American National Group, LLC	Ownership	100.000	Brookfield Reinsurance Ltd.	NO	1
.0408	Brookfield Reinsurance Ltd. Group	00000	92-0894383		0		ANTAC Core CRE, LLC	.TX	OTH	ANTAC, LLC	Ownership	100.000	Brookfield Reinsurance Ltd.	NO	
.0408	Brookfield Reinsurance Ltd. Group	00000	98-1737422		0		Family Core Holdings Ltd.	.CYM	OTH	Farm Family Casualty Insurance Company	Ownership	100.000	Brookfield Reinsurance Ltd.	NO	
.0408	Brookfield Reinsurance Ltd. Group	00000			0		Grace Reinsurance Ltd	.BMJ	NIA	Freestone Re Ltd.	Ownership	100.000	Brookfield Reinsurance Ltd.	NO	1
.0408	Brookfield Reinsurance Ltd. Group	00000	98-1737429		0		One Liberty Plaza Property Holdings Limited	.CYM	OTH	Brookfield Reinsurance Investments LP	Ownership	43.067	Brookfield Reinsurance Ltd.	NO	
.0408	Brookfield Reinsurance Ltd. Group	00000			0		Bay Adelaide Property Holdings Inc.	.CAN	OTH	ANTAC Core CRE LLC	Ownership	35.837	Brookfield Reinsurance Ltd.	NO	
.0408	Brookfield Reinsurance Ltd. Group	00000			0		BFPPL Toronto Property Holdings Inc.	.CAN	OTH	ANTAC Core CRE LLC	Ownership	35.722	Brookfield Reinsurance Ltd.	NO	
.0408	Brookfield Reinsurance Ltd. Group	00000			0		BFPPL Calgary Property Holdings Inc.	.CAN	OTH	ANTAC Core CRE LLC	Ownership	34.217	Brookfield Reinsurance Ltd.	NO	
.0408	Brookfield Reinsurance Ltd. Group	00000	98-1737979		0		1100 AoA Property Holdings Ltd.	.CYM	OTH	ANTAC Core CRE LLC	Ownership	36.015	Brookfield Reinsurance Ltd.	NO	
.0408	Brookfield Reinsurance Ltd. Group	00000	98-1737984		0		225 Liberty Property Holdings Ltd.	.CYM	OTH	ANTAC Core CRE LLC	Ownership	35.188	Brookfield Reinsurance Ltd.	NO	
.0408	Brookfield Reinsurance Ltd. Group	00000	98-1737992		0		200 Liberty Property Holdings Ltd.	.CYM	OTH	ANTAC Core CRE LLC	Ownership	34.845	Brookfield Reinsurance Ltd.	NO	
.0408	Brookfield Reinsurance Ltd. Group	00000	98-1737739		0		Lilia Property Holdings Ltd	.CYM	OTH	American National Property and Casualty Company	Ownership	35.105	Brookfield Reinsurance Ltd.	NO	
.0408	Brookfield Reinsurance Ltd. Group	00000	92-2374250		0		1100 Ave of Americas REIT LLC	.DE	OTH	1100 AoA Property Holdings Ltd.	Ownership	50.000	Brookfield Reinsurance Ltd.	NO	
.0408	Brookfield Reinsurance Ltd. Group	00000	93-1651948		0		225 Liberty REIT LLC	.DE	OTH	225 Liberty Property Holdings Ltd.	Ownership	50.000	Brookfield Reinsurance Ltd.	NO	
.0408	Brookfield Reinsurance Ltd. Group	00000	93-1665964		0		200 Liberty REIT LLC	.DE	OTH	200 Liberty Property Holdings Ltd.	Ownership	50.000	Brookfield Reinsurance Ltd.	NO	
.0408	Brookfield Reinsurance Ltd. Group	00000	93-2353813		0		Arches Acquisition Holdco I Inc.	.DE	NIA	American National Insurance Company	Ownership	100.000	Brookfield Reinsurance Ltd.	NO	1
.0408	Brookfield Reinsurance Ltd. Group	00000	93-2393007		0		Arches Acquisition Holdco II Inc.	.DE	NIA	Arches Acquisition Holdco I Inc.	Ownership	100.000	Brookfield Reinsurance Ltd.	NO	1
.0408	Brookfield Reinsurance Ltd. Group	00000	93-2335760		0		Arches Merger Sub Inc.	.IA	NIA	American National Group, LLC	Ownership	100.000	Brookfield Reinsurance Ltd.	NO	1
.0408	Brookfield Reinsurance Ltd. Group	00000			0		South Shore Service Center, LLC	.TX	OTH	Farm Family Casualty Insurance Company	Ownership	100.000	Brookfield Reinsurance Ltd.	NO	1
.0408	Brookfield Reinsurance Ltd. Group	00000	93-3493096		0		Brookfield Securities LLC	.DE	OTH	BAMR US Holdings LLC	Ownership	100.000	Brookfield Reinsurance Ltd.	NO	13
.0408	Brookfield Reinsurance Ltd. Group	00000			0		Ashby Blane 2023-1 LLC	.DE	OTH	Ashby Blane 2023-1 Holdco LLC	Ownership	100.000	Brookfield Reinsurance Ltd.	NO	13
.0408	Brookfield Reinsurance Ltd. Group	00000			0		Ashby Blane 2023-1 Holdco LLC	.DE	NIA	American National Group, LLC	Ownership	66.000	Brookfield Reinsurance Ltd.	NO	1
.0408	Brookfield Reinsurance Ltd. Group	00000			0		Bates Blane 2023-1 Holdco LLC	.DE	NIA	American National Group, LLC	Ownership	66.000	Brookfield Reinsurance Ltd.	NO	1
.0408	Brookfield Reinsurance Ltd. Group	00000			0		Bates Blane 2023-1 LLC	.DE	OTH	Bates Blane 2023-1 Holdco LLC	Ownership	100.000	Brookfield Reinsurance Ltd.	NO	
.0408	Brookfield Reinsurance Ltd. Group	00000			0		Chamberlain Blane 2023-1 LLC	.DE	OTH	Chamberlain Blane 2023-1 Holdco LLC	Ownership	100.000	Brookfield Reinsurance Ltd.	NO	
.0408	Brookfield Reinsurance Ltd. Group	00000			0		Chamberlain Blane 2023-1 Holdco LLC	.DE	NIA	American National Group, LLC	Ownership	66.000	Brookfield Reinsurance Ltd.	NO	1
.0408	Brookfield Reinsurance Ltd. Group	00000			0		Ewing Blane 2023-1 LLC	.DE	OTH	Ewing Blane 2023-1 Holdco LLC	Ownership	100.000	Brookfield Reinsurance Ltd.	NO	
.0408	Brookfield Reinsurance Ltd. Group	00000			0		Ewing Blane 2023-1 Holdco LLC	.DE	NIA	American National Group, LLC	Ownership	74.000	Brookfield Reinsurance Ltd.	NO	1
.0408	Brookfield Reinsurance Ltd. Group	00000	88-1750592		0		BVentures ClinicCo S-B, LLC	.DE	OTH	Chamberlain Blane 2023-1 LLC	Ownership	85.990	Brookfield Reinsurance Ltd.	NO	
.0408	Brookfield Reinsurance Ltd. Group	00000	88-1786620		0		BVentures LeverCo S-B, LLC	.DE	OTH	Chamberlain Blane 2023-1 LLC	Ownership	85.990	Brookfield Reinsurance Ltd.	NO	
.0408	Brookfield Reinsurance Ltd. Group	00000	88-1746432		0		BVentures TruckCo S-C, LLC	.DE	OTH	Chamberlain Blane 2023-1 LLC	Ownership	85.990	Brookfield Reinsurance Ltd.	NO	
.0408	Brookfield Reinsurance Ltd. Group	00000	88-1773069		0		BVentures VTSCO S-D, LLC	.DE	OTH	Chamberlain Blane 2023-1 LLC	Ownership	85.990	Brookfield Reinsurance Ltd.	NO	
.0408	Brookfield Reinsurance Ltd. Group	00000	93-2732031		0		SG BNRE LLC	.DE	OTH	Chamberlain Blane 2023-1 LLC	Ownership	100.000	Brookfield Reinsurance Ltd.	NO	
.0408	Brookfield Reinsurance Ltd. Group				0		BNRE Cdn Holdings I LLC	.CAN	NIA	BAM Re Holdings Ltd.	Ownership	100.000	Brookfield Reinsurance Ltd.	NO	1
.0408	Brookfield Reinsurance Ltd. Group				0		BNRE Holdings I LP	.CAN	NIA	BAM Re Holdings Ltd.	Ownership	100.000	Brookfield Reinsurance Ltd.	NO	1
.0408	Brookfield Reinsurance Ltd. Group		92-3985861		0		Harrell 2023-1, LLC	.DE	OTH	American National Insurance Company	Ownership	76.190	Brookfield Reinsurance Ltd.	NO	3

ANNUAL STATEMENT FOR THE YEAR 2023 OF THE American National Lloyds Insurance Company

SCHEDULE Y
PART 1A - DETAIL OF INSURANCE HOLDING COMPANY SYSTEM

1	2	3	4	5	6	7	8	9	10	11	12	13	14	15	16
Group Code	Group Name	NAIC Company Code	ID Number	Federal RSSD	CIK	Name of Securities Exchange if Publicly Traded (U.S. or International)	Names of Parent, Subsidiaries Or Affiliates	Domiciliary Location	Relationship to Reporting Entity	Directly Controlled by (Name of Entity/Person)	Type of Control (Ownership, Board, Management, Attorney-in-Fact, Influence, Other)	If Control is Ownership Provide Percentage	Ultimate Controlling Entity(ies)/Person(s)	Is an SCA Filing Required? (Yes/No)	*
.0408	Brookfield Reinsurance Ltd. Group		92-4009671				Isserlis 2023-1, LLC	.DE	OTH	American National Insurance Company	Ownership	.76.190	Brookfield Reinsurance Ltd.	NO	3
.0408	Brookfield Reinsurance Ltd. Group		93-4288766				Johnston 2023-1, LLC	.DE	OTH	American National Insurance Company	Ownership	.76.190	Brookfield Reinsurance Ltd.	NO	3
.0408	Brookfield Reinsurance Ltd. Group						Argo Group International Holdings, Ltd.	.DE	NIA	BNRE Triangle Acquisition Inc.	Ownership	100.000	Brookfield Reinsurance Ltd.	NO	1
.0408	Brookfield Reinsurance Ltd. Group						BREF VI Cayman 2 LP	.CYM	OTH	BAM Re Holdings Ltd.	Management	100.000	Brookfield Reinsurance Ltd.	NO	
.0408	Brookfield Reinsurance Ltd. Group		99-0897384				ANICO REO LLC	.TX	NIA	American National Insurance Company	Ownership	100.000	Brookfield Reinsurance Ltd.	NO	1
.0408	Brookfield Reinsurance Ltd. Group						ANG MIDCO I LLC	.DE	NIA	ANG MIDCO I LLC	Ownership	100.000	Brookfield Reinsurance Ltd.	NO	
.0408	Brookfield Reinsurance Ltd. Group						ANG TOPCO I LLC	.DE	NIA	BAMR US Holdings LLC	Ownership	100.000	Brookfield Reinsurance Ltd.	NO	
.0408	Brookfield Reinsurance Ltd. Group		98-0214719				Argo Group International Holdings, Inc.	.DE	OTH	BNRE Triangle Acquisition Inc.	Ownership	100.000	Brookfield Reinsurance Ltd.	NO	
.0408	Brookfield Reinsurance Ltd. Group	00000	30-6079295		0		PXRE Capital Statutory Trust II	.CT	OTH	Argo Group International Holdings, Inc.	Ownership	100.000	Brookfield Reinsurance Ltd.	NO	
.0408	Brookfield Reinsurance Ltd. Group	00000	30-6078985		0		PXRE Capital Statutory Trust VI	.DE	OTH	Argo Group International Holdings, Inc.	Ownership	100.000	Brookfield Reinsurance Ltd.	NO	
.0408	Brookfield Reinsurance Ltd. Group	00000			0		Ariel Re Property & Casualty	.GBR	OTH	Argo Group International Holdings, Inc.	Ownership	100.000	Brookfield Reinsurance Ltd.	NO	
.0408	Brookfield Reinsurance Ltd. Group	00000			0001436607		Argo Re Ltd.	.BMU	OTH	Argo Group International Holdings, Inc.	Ownership	100.000	Brookfield Reinsurance Ltd.	NO	
.0408	Brookfield Reinsurance Ltd. Group	00000	98-0214301				PXRE Reinsurance (Barbados), Ltd.	.BRB	OTH	Argo Re Ltd.	Ownership	100.000	Brookfield Reinsurance Ltd.	NO	
.0408	Brookfield Reinsurance Ltd. Group	00000					Argo Re Escritório de Representação no Brasil Ltda.	.BRA	OTH	Argo Re Ltd.	Ownership	100.000	Brookfield Reinsurance Ltd.	NO	
.0408	Brookfield Reinsurance Ltd. Group	00000			0		Argo Insurance Services Bermuda, Ltd.	.BMU	OTH	Argo Re Ltd.	Ownership	100.000	Brookfield Reinsurance Ltd.	NO	
.0408	Brookfield Reinsurance Ltd. Group	00000			0		Argo Irish Holdings I Ltd.	.BMU	OTH	Argo Re Ltd.	Ownership	100.000	Brookfield Reinsurance Ltd.	NO	
.0408	Brookfield Reinsurance Ltd. Group	00000			0		Argo Irish Holdings II	.BMU	OTH	Argo Irish Holdings I Ltd.	Ownership	100.000	Brookfield Reinsurance Ltd.	NO	
.0408	Brookfield Reinsurance Ltd. Group	00000			0		Argo International Holdings Limited	.GBR	OTH	Argo Re Ltd.	Ownership	100.000	Brookfield Reinsurance Ltd.	NO	
.0408	Brookfield Reinsurance Ltd. Group	00000			0		ArgoGlobal Assicurazioni S.p.A.	.ITA	OTH	Argo International Holdings Limited	Ownership	100.000	Brookfield Reinsurance Ltd.	NO	
.0408	Brookfield Reinsurance Ltd. Group	00000			0		Argo Financial Holding (Ireland) UC	.IRL	OTH	Argo Irish Holdings I Ltd.	Ownership	99.900	Brookfield Reinsurance Ltd.	NO	
.0408	Brookfield Reinsurance Ltd. Group	00000			0		Argo Financial Holding (Ireland) UC	.IRL	OTH	Argo Irish Holdings II	Ownership	0.100	Brookfield Reinsurance Ltd.	NO	
.0408	Brookfield Reinsurance Ltd. Group	00000	06-1183996		0		Argo Group US, Inc.	.DE	OTH	Argo Financial Holding (Ireland) UC	Ownership	100.000	Brookfield Reinsurance Ltd.	NO	
.0408	Brookfield Reinsurance Ltd. Group	00000	74-6527228		0001470439		Argonaut Group Statutory Trust	.CT	OTH	Argo Group US, Inc.	Ownership	100.000	Brookfield Reinsurance Ltd.	NO	
.0408	Brookfield Reinsurance Ltd. Group	00000			0		Argonaut Group Statutory Trust III	.DE	OTH	Argo Group US, Inc.	Ownership	100.000	Brookfield Reinsurance Ltd.	NO	
.0408	Brookfield Reinsurance Ltd. Group	00000			0		Argonaut Group Statutory Trust IV	.DE	OTH	Argo Group US, Inc.	Ownership	100.000	Brookfield Reinsurance Ltd.	NO	
.0408	Brookfield Reinsurance Ltd. Group	00000			0		Argonaut Group Statutory Trust V	.DE	OTH	Argo Group US, Inc.	Ownership	100.000	Brookfield Reinsurance Ltd.	NO	
.0408	Brookfield Reinsurance Ltd. Group	00000			0		Argonaut Group Statutory Trust VI	.CT	OTH	Argo Group US, Inc.	Ownership	100.000	Brookfield Reinsurance Ltd.	NO	
.0408	Brookfield Reinsurance Ltd. Group	00000			0		Argonaut Group Statutory Trust VII	.DE	OTH	Argo Group US, Inc.	Ownership	100.000	Brookfield Reinsurance Ltd.	NO	
.0408	Brookfield Reinsurance Ltd. Group	00000			0		Argonaut Group Statutory Trust VIII	.DE	OTH	Argo Group US, Inc.	Ownership	100.000	Brookfield Reinsurance Ltd.	NO	
.0408	Brookfield Reinsurance Ltd. Group	00000			0		Argonaut Group Statutory Trust IX	.DE	OTH	Argo Group US, Inc.	Ownership	100.000	Brookfield Reinsurance Ltd.	NO	
.0408	Brookfield Reinsurance Ltd. Group	00000			0		Argonaut Group Statutory Trust X	.DE	OTH	Argo Group US, Inc.	Ownership	100.000	Brookfield Reinsurance Ltd.	NO	
.0408	Brookfield Reinsurance Ltd. Group	00000	74-2999179		0		Argonaut Management Services, Inc.	.DE	OTH	Argo Group US, Inc.	Ownership	100.000	Brookfield Reinsurance Ltd.	NO	
.0408	Brookfield Reinsurance Ltd. Group	12600	20-1991050		0		ARIS Title Insurance Corporation	.NY	OTH	Argo Group US, Inc.	Ownership	100.000	Brookfield Reinsurance Ltd.	NO	
.0408	Brookfield Reinsurance Ltd. Group	00000	74-2948177		0		Trident Insurance Services, L.L.C.	.TX	OTH	Argo Group US, Inc.	Ownership	100.000	Brookfield Reinsurance Ltd.	NO	
.0408	Brookfield Reinsurance Ltd. Group	00000	04-2442943		0		Alteris Insurance Services, Inc.	.MA	OTH	Argo Group US, Inc.	Ownership	100.000	Brookfield Reinsurance Ltd.	NO	
.0408	Brookfield Reinsurance Ltd. Group	19801	94-1390273		0		Argonaut Insurance Company	.IL	OTH	Argo Group US, Inc.	Ownership	100.000	Brookfield Reinsurance Ltd.	NO	
.0408	Brookfield Reinsurance Ltd. Group	19828	36-2489372		0		Argonaut-Midwest Insurance Company	.IL	OTH	Argonaut Insurance Company	Ownership	100.000	Brookfield Reinsurance Ltd.	NO	
.0408	Brookfield Reinsurance Ltd. Group	19860	37-0301640		0		Argonaut Great Central Insurance Company	.IL	OTH	Argonaut Insurance Company	Ownership	100.000	Brookfield Reinsurance Ltd.	NO	
.0408	Brookfield Reinsurance Ltd. Group	39993	54-1423096		0		Colony Insurance Company	.VA	OTH	Argonaut Insurance Company	Ownership	100.000	Brookfield Reinsurance Ltd.	NO	
.0408	Brookfield Reinsurance Ltd. Group	34118	65-0075940		0		Peleus Insurance Company	.VA	OTH	Colony Insurance Company	Ownership	100.000	Brookfield Reinsurance Ltd.	NO	
.0408	Brookfield Reinsurance Ltd. Group	36927	34-1266871		0		Colony Specialty Insurance Company	.IL	OTH	Colony Insurance Company	Ownership	100.000	Brookfield Reinsurance Ltd.	NO	
.0408	Brookfield Reinsurance Ltd. Group	35505	25-1620138		0		Rockwood Casualty Insurance Company	.PA	OTH	Argo Group US, Inc.	Ownership	100.000	Brookfield Reinsurance Ltd.	NO	
.0408	Brookfield Reinsurance Ltd. Group	10726	23-2904771		0		Somerset Casualty Insurance Company	.PA	OTH	Rockwood Casualty Insurance Company	Ownership	100.000	Brookfield Reinsurance Ltd.	NO	

ANNUAL STATEMENT FOR THE YEAR 2023 OF THE American National Lloyds Insurance Company

Asterisk	Explanation
1	Bruce Flatt and Brian Kingston are also ultimate controlling persons
2	BAM Re Partners Trust owns 100% of the Class B Limited Voting Shares of Brookfield Reinsurance Ltd.
3	Investment Special Purpose Vehicle

ANNUAL STATEMENT FOR THE YEAR 2023 OF THE American National Lloyds Insurance Company

SCHEDULE Y

PART 2 - SUMMARY OF INSURER'S TRANSACTIONS WITH ANY AFFILIATES

1	2	3	4	5	6	7	8	9	10	11	12	13
NAIC Company Code	ID Number	Names of Insurers and Parent, Subsidiaries or Affiliates	Shareholder Dividends	Capital Contributions	Purchases, Sales or Exchanges of Loans, Securities, Real Estate, Mortgage Loans or Other Investments	Income/ (Disbursements) Incurred in Connection with Guarantees or Undertakings for the Benefit of any Affiliate(s)	Management Agreements and Service Contracts	Income/ (Disbursements) Incurred Under Reinsurance Agreements	*	Any Other Material Activity Not in the Ordinary Course of the Insurer's Business	Totals	Reinsurance Recoverable/ (Payable) on Losses and/or Reserve Credit Taken/(Liability)
60739	74-0484030	American National Insurance Company	(3,154,087,264)	623,622,097	(2,078,947,500)	(180,453,229)	173,692,000	2,033,676,000		3,508,151	(2,578,989,745)	(12,092,335,000)
71773	75-1016594	American National Life Insurance Company of Texas			(1,888,352)		(10,731,000)				(12,619,352)	513,000
86355	73-0994234	Standard Life and Accident Insurance Company	(278,800,000)	20,000,000		(58,104)	(10,172,000)				(269,030,104)	
63657	22-1700753	Garden State Life Insurance Company	(76,000,000)		(1,888,352)		(3,135,000)				(81,023,352)	267,000
63126	14-1400831	American National Life Insurance Company of New York		57,870,043	(78,724,547)	(300,100)	(23,513,000)	(1,992,000)		(3,508,151)	(50,167,755)	1,628,000
00000	98-1672376	Freestone Reinsurance, Ltd					1,489,000	(1,982,265,000)			(1,980,776,000)	11,921,947,000
28401	43-1010895	American National Property and Casualty Company			(160,627,526)	(209,903)	(37,263,000)	(28,321,000)			(226,421,429)	70,705,000
39942	43-1223793	American National General Insurance Company					(17,640,000)	4,152,000			(13,488,000)	12,979,000
29319	43-0617723	American National County Mutual Insurance Company					(685,000)	(10,894,000)			(11,579,000)	31,121,000
10043	75-2551212	American National Lloyds Insurance Company					(10,874,000)	(14,356,000)			(25,230,000)	53,175,000
13803	14-1415410	Farm Family Casualty Insurance Company	(57,870,043)	(60,682,912)	(57,242,741)		(35,441,000)		*		(211,236,696)	(62,668,000)
29963	14-1709872	United Farm Family Insurance Company				(65,433)	(23,066,000)		*		(23,131,433)	62,668,000
00000	98-1737422	Family Core Holdings, Ltd		60,682,912	(60,682,912)		115,000				115,000	
00000	76-0178253	South Shore Harbour Development, LLC					(12,000)				(12,000)	
00000		Primary Wave					4,239,000				4,239,000	
00000		BST Holdings, LLC					110,000				110,000	
00000		Blane Group					8,043,000				8,043,000	
00000	74-0457938	ANTAC, LLC			(51,517,370)		(308,000)				(51,825,370)	
00000	76-0554942	ANDV97, LLC										
00000	76-0620853	ANIND TX, LLC					(129,000)				(129,000)	
00000	20-5822860	ANREINV										
00000	45-5303462	ANICO Eagle, LLC					(24,000)				(24,000)	
00000	20-1134768	ANH20, Inc.										
00000	85-9332827	ANCAN Investments Inc.										
00000	76-0178253	South Shore Harbour Development, LLC					(484,000)				(484,000)	
00000	30-1221711	American National Group, Inc.					(3,587,000)				(3,587,000)	
00000	43-1071580	American National Insurance Service Company					(912,000)				(912,000)	
00000	87-3278551	ANH Investments, LLC	1,302,000,000				(8,504,000)				1,293,496,000	
00000	74-2894432	Alternative Benefit Management Inc.				(3,514)	(10,534,000)				(10,537,514)	
00000	88-4277274	American National Insurance Holdings, Inc					(4,291,000)				1,147,623,264	
00000	76-0356539	American National Administrators, Inc.	(500,000)				(7,724,000)				(8,224,000)	
00000	27-3841963	American National Registered Investment Advisor					(5,000)				(5,000)	
00000	45-2475493	ANICO Financial Services, Inc.					120,000				120,000	
00000	20-0610755	Standard Plus, Inc.					(89,000)				(89,000)	
00000	93-2850635	American National Group Services, LLC										

ANNUAL STATEMENT FOR THE YEAR 2023 OF THE American National Lloyds Insurance Company

SCHEDULE Y

PART 2 - SUMMARY OF INSURER'S TRANSACTIONS WITH ANY AFFILIATES

1	2	3	4	5	6	7	8	9	10	11	12	13
NAIC Company Code	ID Number	Names of Insurers and Parent, Subsidiaries or Affiliates	Shareholder Dividends	Capital Contributions	Purchases, Sales or Exchanges of Loans, Securities, Real Estate, Mortgage Loans or Other Investments	Income/ (Disbursements) Incurred in Connection with Guarantees or Undertakings for the Benefit of any Affiliate(s)	Management Agreements and Service Contracts	Income/ (Disbursements) Incurred Under Reinsurance Agreements	*	Any Other Material Activity Not in the Ordinary Course of the Insurer's Business	Totals	Reinsurance Recoverable/ (Payable) on Losses and/or Reserve Credit Taken/(Liability)
00000		1100 AoA Liberty Equity Position via JV ..			67,713,322						67,713,322	
00000		200 Liberty JV ..			69,582,255						69,582,255	
00000		225 Liberty Equity position via JV ..			65,871,993						65,871,993	
00000		ANTAC ST Collateral Loan ..			238,725,520	12,991,208					251,716,728	
00000		ARCHIMEDES ..			(3,594,126)	3,172,787	678,000				256,661	
00000		ARGERICH HOLDINGS 2022-1, LLC ..			(1,820,000)						(1,820,000)	
00000		Ashby Blane ..			509,803,307	2,784,683					512,587,990	
00000		ATREIDES LETO HOLDCO 2022-1, LTD. ..			(11,813,730)	347,028	20,920,000				9,453,298	
00000		Atreides Leto Holdco 2023-1, Ltd. ..			6,288,236	1,378					6,289,614	
00000		ATREIDES PAUL HOLDCO 2022-1, LTD. ..			2,612,000	54,446					2,666,446	
00000		Bach F1 2022-1, LLC ..			14,023,739	3,658,591					17,682,330	
00000		BATES BLANE HOLDCO 2023-1 ..			562,196,061	3,070,866					565,266,927	
00000		Bay Adelaide Property Holdings Inc ..			35,083,895						35,083,895	
00000		BFPL Calgary Property Holdings Inc.			34,997,510						34,997,510	
00000		BFPL Toronto Property Holdings Inc ..			35,083,895						35,083,895	
00000		BID III- 2022 Ceres Note LIssuer ..				773,051	206,000				979,051	
00000		BID III Note Issuer - 2022 Europa Note I ..				521,418					521,418	
00000		BID III Note Issuer - 2022 Ganymede Note ..				836,920					836,920	
00000		BID III Note Issuer - 2022 Titan Note Is ..				773,051					773,051	
00000		BID III Notes ..				386,525					386,525	
00000		Boccherini F2 2022-1, LLC ..			14,998,794	6,108,697					21,107,491	
00000		BOOLE ..			(8,848,844)	3,047,302					(5,801,542)	
00000		Brahms PP 2022-1, LLC ..			52,968,300	838,833					53,807,133	
00000		BREF VI Cayman 2 LP ..			9,288,025						9,288,025	
00000		BREF VI LP ..			80,014,795						80,014,795	
00000	98-1684989	Bylsma 2022-1, Ltd.			10,203,121	16,300,125					26,503,246	
00000		CANTOR ..			(7,319,286)	3,123,550					(4,195,736)	
00000	98-1685005	Casals 2022-1, Ltd.			26,152,052	17,329,736					43,481,788	
00000		Chamberlain Blane 2023-1 ..			285,768,318	1,552,959					287,321,277	
00000		Duke Securitization ..			10,430,069	891,593	109,000				11,430,662	
00000	98-1685038	Dupre 2022-1, Ltd.			36,037,903	21,934,004	(598,000)				57,373,907	
00000		Ewing Blane 2023-1 ..			29,364,468	170,580					29,535,048	
00000		Grace Building Class A - Equity position ..			40,246,459	1,393,021					41,639,480	
00000		Ground lease internal securitization ..			49,218,870	91,573					49,310,443	
00000		HARRELL 2023-1, LLC ..			41,016,383	250,221					41,266,604	
00000		ISSERLIS 2023-1 LLC ..			30,981,128	189,001					31,170,129	
00000		JOHNSTON 2023-1 LLC ..			13,943,839	85,064					14,028,903	
00000		Lilia Property Holdings Limited ..			35,000,000						35,000,000	
00000		NER - RESIDUAL EQUITY 2 ..			(15,704,757)	450,278					(15,254,479)	
00000		NER - RESIDUAL EQUITY 3 ..			(16,807,198)	692,760					(16,114,438)	
00000		One Liberty Plaza Property Holdings ..			45,000,000						45,000,000	
00000		PW Publishing Partners, LLC ..			104,812,984	7,558,577					112,371,561	
00000	88-3971831	TX GALILEO LLC ..			65,092,296	11,554,648					76,646,944	
00000	88-3904685	TX HOOKE LLC ..			74,377,113	12,965,688					87,342,801	

ANNUAL STATEMENT FOR THE YEAR 2023 OF THE American National Lloyds Insurance Company

SCHEDULE Y

PART 2 - SUMMARY OF INSURER'S TRANSACTIONS WITH ANY AFFILIATES

1	2	3	4	5	6	7	8	9	10	11	12	13
NAIC Company Code	ID Number	Names of Insurers and Parent, Subsidiaries or Affiliates	Shareholder Dividends	Capital Contributions	Purchases, Sales or Exchanges of Loans, Securities, Real Estate, Mortgage Loans or Other Investments	Income/ (Disbursements) Incurred in Connection with Guarantees or Undertakings for the Benefit of any Affiliate(s)	Management Agreements and Service Contracts	Income/ (Disbursements) Incurred Under Reinsurance Agreements	*	Any Other Material Activity Not in the Ordinary Course of the Insurer's Business	Totals	Reinsurance Recoverable/ (Payable) on Losses and/or Reserve Credit Taken/(Liability)
.....00000	88-3957208	TX KEPLER LLC		65,928,309		11,730,835					77,659,144	
.....00000	88-3921297	TX LEIBNIZ LLC		58,599,094		12,689,600					71,288,694	
.....00000	88-3871687	TX NEWTON LLC		85,681,496		11,192,149					96,873,645	
.....00000	88-3889808	TX WREN LLC		62,172,595		9,577,537					71,750,132	
9999999	Control Totals								XXX			

Farm Family Casualty Insurance Company and United Farm Family Insurance Company are parties to a Pooling Agreement. Farm Family Casualty Insurance Company retains 98% of the pooled business and United Farm Family Insurance Company retains 2% of the pooled business.

ANNUAL STATEMENT FOR THE YEAR 2023 OF THE American National Lloyds Insurance Company

SCHEDULE Y

PART 3 - ULTIMATE CONTROLLING PARTY AND LISTING OF OTHER U.S. INSURANCE GROUPS OR ENTITIES UNDER THAT ULTIMATE CONTROLLING PARTY'S CONTROL

1 Insurers in Holding Company	2 Owners with Greater Than 10% Ownership	3 Ownership Percentage Column 2 of Column 1	4 Granted Disclaimer of Control/ Affiliation of Column 2 Over Column 1 (Yes/No)	5 Ultimate Controlling Party	6 U.S. Insurance Groups or Entities Controlled by Column 5	7 Ownership Percentage (Column 5 of Column 6)	8 Granted Disclaimer of Control/ Affiliation of Column 5 Over Column 6 (Yes/No)
American National Insurance Company	American National Group, LLC	100.000	NO	Brookfield Reinsurance Ltd.	Brookfield Asset Mgmt Reins Partners Ltd Grp.	100.000	NO
American National Life Insurance Company of Texas ..	American National Insurance Holdings, Inc.	100.000	NO	Brookfield Reinsurance Ltd.	Brookfield Asset Mgmt Reins Partners Ltd Grp.	100.000	NO
Garden State Life Insurance Company	American National Insurance Holdings, Inc.	100.000	NO	Brookfield Reinsurance Ltd.	Brookfield Asset Mgmt Reins Partners Ltd Grp.	100.000	NO
American National Life Insurance Company of New York	American National Insurance Holdings, Inc.	100.000	NO	Brookfield Reinsurance Ltd.	Brookfield Asset Mgmt Reins Partners Ltd Grp.	100.000	NO
Farm Family Casualty Insurance Company	American National Insurance Holdings, Inc.	100.000	NO	Brookfield Reinsurance Ltd.	Brookfield Asset Mgmt Reins Partners Ltd Grp.	100.000	NO
United Farm Family Insurance Company	American National Insurance Holdings, Inc.	100.000	NO	Brookfield Reinsurance Ltd.	Brookfield Asset Mgmt Reins Partners Ltd Grp.	100.000	NO
American National Property and Casualty Company	American National Insurance Holdings, Inc.	100.000	NO	Brookfield Reinsurance Ltd.	Brookfield Asset Mgmt Reins Partners Ltd Grp.	100.000	NO
American National General Insurance Company	American National Property and Casualty Company	100.000	NO	Brookfield Reinsurance Ltd.	Brookfield Asset Mgmt Reins Partners Ltd Grp.	100.000	NO
American National County Mutual Insurance Company ..	N/A	0.000	NO	Brookfield Reinsurance Ltd.	Brookfield Asset Mgmt Reins Partners Ltd Grp.	0.000	NO
American National Lloyds Insurance Company	N/A	0.000	NO	Brookfield Reinsurance Ltd.	Brookfield Asset Mgmt Reins Partners Ltd Grp.	0.000	NO
Argonaut Insurance Company	Argo Group US, Inc.	100.000	NO	Brookfield Reinsurance Ltd.	Brookfield Asset Mgmt Reins Partners Ltd Grp.	100.000	NO
Argonaut-Midwest Insurance Company	Argonaut Insurance Company	100.000	NO	Brookfield Reinsurance Ltd.	Brookfield Asset Mgmt Reins Partners Ltd Grp.	100.000	NO
Argonaut Great Central Insurance Company	Argonaut Insurance Company	100.000	NO	Brookfield Reinsurance Ltd.	Brookfield Asset Mgmt Reins Partners Ltd Grp.	100.000	NO
Colony Insurance Company	Argonaut Insurance Company	100.000	NO	Brookfield Reinsurance Ltd.	Brookfield Asset Mgmt Reins Partners Ltd Grp.	100.000	NO
Colony Specialty Insurance Company	Colony Insurance Company	100.000	NO	Brookfield Reinsurance Ltd.	Brookfield Asset Mgmt Reins Partners Ltd Grp.	100.000	NO
Peleus Insurance Company	Colony Insurance Company	100.000	NO	Brookfield Reinsurance Ltd.	Brookfield Asset Mgmt Reins Partners Ltd Grp.	100.000	NO
Rockwood Casualty Insurance Company	Argo Group US, Inc.	100.000	NO	Brookfield Reinsurance Ltd.	Brookfield Asset Mgmt Reins Partners Ltd Grp.	100.000	NO
Somerset Casualty Insurance Company	Rockwood Casualty Insurance Company	100.000	NO	Brookfield Reinsurance Ltd.	Brookfield Asset Mgmt Reins Partners Ltd Grp.	100.000	NO
ARIS Title Insurance Corporation	Argo Group US, Inc.	100.000	NO	Brookfield Reinsurance Ltd.	Brookfield Asset Mgmt Reins Partners Ltd Grp.	100.000	NO

ANNUAL STATEMENT FOR THE YEAR 2023 OF THE American National Lloyds Insurance Company

SUPPLEMENTAL EXHIBITS AND SCHEDULES INTERROGATORIES

REQUIRED FILINGS

The following supplemental reports are required to be filed as part of your statement filing unless specifically waived by the domiciliary state. However, in the event that your domiciliary state waives the filing requirement, your response of **WAIVED** to the specific interrogatory will be accepted in lieu of filing a "NONE" report and a bar code will be printed below. If the supplement is required of your company but is not being filed for whatever reason enter **SEE EXPLANATION** and provide an explanation following the interrogatory questions.

	Responses
MARCH FILING	
1. Will an actuarial opinion be filed by March 1?	YES
2. Will the Supplemental Compensation Exhibit be filed with the state of domicile by March 1?	YES
3. Will the confidential Risk-based Capital Report be filed with the NAIC by March 1?	YES
4. Will the confidential Risk-based Capital Report be filed with the state of domicile, if required by March 1?	YES
APRIL FILING	
5. Will the Insurance Expense Exhibit be filed with the state of domicile and the NAIC by April 1?	YES
6. Will Management's Discussion and Analysis be filed by April 1?	YES
7. Will the Supplemental Investment Risk Interrogatories be filed by April 1?	YES
MAY FILING	
8. Will this company be included in a combined annual statement which is filed with the NAIC by May 1?	YES
JUNE FILING	
9. Will an audited financial report be filed by June 1?	YES
10. Will Accountant's Letter of Qualifications be filed with the state of domicile and electronically with the NAIC by June 1?	YES

SUPPLEMENTAL FILINGS

The following supplemental reports are required to be filed as part of your annual statement filing **if your company is engaged in the type of business covered by the supplement. However, in the event that your company does not transact the type of business for which the special report must be filed, your response of NO to the specific interrogatory will be accepted in lieu of filing a "NONE" report and a bar code will be printed below.** If the supplement is required of your company but is not being filed for whatever reason enter **SEE EXPLANATION** and provide an explanation following the interrogatory questions.

MARCH FILING	
11. Will Schedule SIS (Stockholder Information Supplement) be filed with the state of domicile by March 1?	NO
12. Will the Financial Guaranty Insurance Exhibit be filed by March 1?	NO
13. Will the Medicare Supplement Insurance Experience Exhibit be filed with the state of domicile and the NAIC by March 1?	NO
14. Will Supplement A to Schedule T (Medical Professional Liability Supplement) be filed by March 1?	NO
15. Will the Trusteed Surplus Statement be filed with the state of domicile and the NAIC by March 1?	NO
16. Will the Premiums Attributed to Protected Cells Exhibit be filed by March 1?	NO
17. Will the Reinsurance Summary Supplemental Filing for General Interrogatory 9 be filed with the state of domicile and the NAIC by March 1? ...	NO
18. Will the Medicare Part D Coverage Supplement be filed with the state of domicile and the NAIC by March 1?	NO
19. Will the confidential Actuarial Opinion Summary be filed with the state of domicile, if required, by March 15 (or the date otherwise specified)?..	YES
20. Will the Reinsurance Attestation Supplement be filed with the state of domicile and the NAIC by March 1?	YES
21. Will the Exceptions to the Reinsurance Attestation Supplement be filed with the state of domicile by March 1?	NO
22. Will the Bail Bond Supplement be filed with the state of domicile and the NAIC by March 1?	NO
23. Will the Director and Officer Insurance Coverage Supplement be filed with the state of domicile and the NAIC by March 1?	NO
24. Will an approval from the reporting entity's state of domicile for relief related to the five-year rotation requirement for lead audit partner be filed electronically with the NAIC by March 1?	NO
25. Will an approval from the reporting entity's state of domicile for relief related to the one-year cooling off period for independent CPA be filed electronically with the NAIC by March 1?	NO
26. Will an approval from the reporting entity's state of domicile for relief related to the Requirements for Audit Committees be filed electronically with the NAIC by March 1?	NO
27. Will the Supplemental Schedule for Reinsurance Counterparty Reporting Exception - Asbestos and Pollution Contracts be filed with the state of domicile and the NAIC by March 1?	NO
28. Will the Exhibit of Other Liabilities by Lines of Business be filed with the state of domicile and the NAIC by March 1?	YES
29. Will the Market Conduct Annual Statement (MCAS) Premium Exhibit for Year be filed with appropriate jurisdictions and with the NAIC by March 1?	YES
APRIL FILING	
30. Will the Credit Insurance Experience Exhibit be filed with the state of domicile and the NAIC by April 1?	YES
31. Will the Long-term Care Experience Reporting Forms be filed with the state of domicile and the NAIC by April 1?	NO
32. Will the Accident and Health Policy Experience Exhibit be filed by April 1?	NO
33. Will the Supplemental Health Care Exhibit (Parts 1 and 2) be filed with the state of domicile and the NAIC by April 1?	NO
34. Will the Cybersecurity and Identity Theft Insurance Coverage Supplement be filed with the state of domicile and the NAIC by April 1?	YES
35. Will the Life, Health & Annuity Guaranty Association Assessable Premium Exhibit - Parts 1 and 2 be filed with the state of domicile and the NAIC by April 1?	NO
36. Will the Private Flood Insurance Supplement be filed with the state of domicile and the NAIC by April 1?	YES
37. Will the Mortgage Guaranty Insurance Exhibit be filed with the state of domicile and the NAIC by April 1?	NO
AUGUST FILING	
38. Will Management's Report of Internal Control Over Financial Reporting be filed with the state of domicile by August 1?	YES

Explanations:

- 11.
- 12.
- 13.
- 14.
- 15.
- 16.
- 17.
- 18.
- 21.
- 22.
- 23.
- 24.
- 25.
- 26.
- 27.
- 31.
- 32.
- 33.
- 35.
- 37.

Bar Codes:

11. SIS Stockholder Information Supplement [Document Identifier 420]



12. Financial Guaranty Insurance Exhibit [Document Identifier 240]



13. Medicare Supplement Insurance Experience Exhibit [Document Identifier 360]



14. Supplement A to Schedule T [Document Identifier 455]



15. Trusteed Surplus Statement [Document Identifier 490]



16. Premiums Attributed to Protected Cells Exhibit [Document Identifier 385]



17. Reinsurance Summary Supplemental Filing [Document Identifier 401]



ANNUAL STATEMENT FOR THE YEAR 2023 OF THE American National Lloyds Insurance Company
SUPPLEMENTAL EXHIBITS AND SCHEDULES INTERROGATORIES

18. Medicare Part D Coverage Supplement [Document Identifier 365]



21. Exceptions to the Reinsurance Attestation Supplement [Document Identifier 400]



22. Bail Bond Supplement [Document Identifier 500]



23. Director and Officer Insurance Coverage Supplement [Document Identifier 505]



24. Relief from the five-year rotation requirement for lead audit partner [Document Identifier 224]



25. Relief from the one-year cooling off period for independent CPA [Document Identifier 225]



26. Relief from the Requirements for Audit Committees [Document Identifier 226]



27. Reinsurance Counterparty Reporting Exception – Asbestos and Pollution Contracts [Document Identifier 555]



31. Long-Term Care Experience Reporting Forms [Document Identifier 306]



32. Accident and Health Policy Experience Exhibit [Document Identifier 210]



33. Supplemental Health Care Exhibit (Parts 1 and 2) [Document Identifier 216]



35. Life, Health & Annuity Guaranty Association Assessable Premium Exhibit - Parts 1 and 2 [Document Identifier 290]



37. Will the Mortgage Guaranty Insurance Exhibit [Document Identifier 565]



OVERFLOW PAGE FOR WRITE-INS

NONE

SUMMARY INVESTMENT SCHEDULE

Investment Categories	Gross Investment Holdings		Admitted Assets as Reported in the Annual Statement			
	1 Amount	2 Percentage of Column 1 Line 13	3 Amount	4 Securities Lending Reinvested Collateral Amount	5 Total (Col. 3 + 4) Amount	6 Percentage of Column 5 Line 13
1. Long-Term Bonds (Schedule D, Part 1):						
1.01 U.S. governments	2,783,715	2.778	2,783,715		2,783,715	2.778
1.02 All other governments		0.000				0.000
1.03 U.S. states, territories and possessions, etc. guaranteed		0.000				0.000
1.04 U.S. political subdivisions of states, territories, and possessions, guaranteed		0.000				0.000
1.05 U.S. special revenue and special assessment obligations, etc. non-guaranteed		0.000				0.000
1.06 Industrial and miscellaneous	72,068,099	71.910	72,068,100		72,068,100	71.910
1.07 Hybrid securities		0.000				0.000
1.08 Parent, subsidiaries and affiliates		0.000				0.000
1.09 SVO identified funds		0.000				0.000
1.10 Unaffiliated bank loans		0.000				0.000
1.11 Unaffiliated certificates of deposit		0.000				0.000
1.12 Total long-term bonds	74,851,814	74.687	74,851,815		74,851,815	74.687
2. Preferred stocks (Schedule D, Part 2, Section 1):						
2.01 Industrial and miscellaneous (Unaffiliated)		0.000				0.000
2.02 Parent, subsidiaries and affiliates		0.000				0.000
2.03 Total preferred stocks		0.000				0.000
3. Common stocks (Schedule D, Part 2, Section 2):						
3.01 Industrial and miscellaneous Publicly traded (Unaffiliated)		0.000				0.000
3.02 Industrial and miscellaneous Other (Unaffiliated)		0.000				0.000
3.03 Parent, subsidiaries and affiliates Publicly traded		0.000				0.000
3.04 Parent, subsidiaries and affiliates Other		0.000				0.000
3.05 Mutual funds		0.000				0.000
3.06 Unit investment trusts		0.000				0.000
3.07 Closed-end funds		0.000				0.000
3.08 Exchange traded funds		0.000				0.000
3.09 Total common stocks		0.000				0.000
4. Mortgage loans (Schedule B):						
4.01 Farm mortgages		0.000				0.000
4.02 Residential mortgages		0.000				0.000
4.03 Commercial mortgages		0.000				0.000
4.04 Mezzanine real estate loans		0.000				0.000
4.05 Total valuation allowance		0.000				0.000
4.06 Total mortgage loans		0.000				0.000
5. Real estate (Schedule A):						
5.01 Properties occupied by company		0.000				0.000
5.02 Properties held for production of income		0.000				0.000
5.03 Properties held for sale		0.000				0.000
5.04 Total real estate		0.000				0.000
6. Cash, cash equivalents and short-term investments:						
6.01 Cash (Schedule E, Part 1)	(2,324,425)	(2.319)	(2,324,425)		(2,324,425)	(2.319)
6.02 Cash equivalents (Schedule E, Part 2)	19,903,666	19.860	19,903,665		19,903,665	19.860
6.03 Short-term investments (Schedule DA)	4,989,125	4.978	4,989,125		4,989,125	4.978
6.04 Total cash, cash equivalents and short-term investments	22,568,366	22.519	22,568,365		22,568,365	22.519
7. Contract loans		0.000				0.000
8. Derivatives (Schedule DB)		0.000				0.000
9. Other invested assets (Schedule BA)	2,800,000	2.794	2,800,000		2,800,000	2.794
10. Receivables for securities		0.000				0.000
11. Securities Lending (Schedule DL, Part 1).....		0.000		XXX	XXX	XXX
12. Other invested assets (Page 2, Line 11)		0.000				0.000
13. Total invested assets	100,220,180	100.000	100,220,180		100,220,180	100.000

SCHEDULE A - VERIFICATION BETWEEN YEARS

Real Estate

1. Book/adjusted carrying value, December 31 of prior year
2. Cost of acquired:
 - 2.1 Actual cost at time of acquisition (Part 2, Column 6)
 - 2.2 Additional investment made after acquisition (Part 2, Column 9)
3. Current year change in encumbrances:
 - 3.1 Totals, Part 1, Column 13
 - 3.2 Totals, Part 3, Column 11
4. Total gain (loss) on disposals, Part 3, Column 18
5. Deduct amounts received on disposals, Part 3, Column 15
6. Total foreign exchange change in book/adjusted carrying value:
 - 6.1 Totals, Part 1, Column 15
 - 6.2 Totals, Part 3, Column 13
7. Deduct current year's other than temporary impairment recognized:
 - 7.1 Totals, Part 1, Column 12
 - 7.2 Totals, Part 3, Column 10
8. Deduct current year's depreciation:
 - 8.1 Totals, Part 1, Column 11
 - 8.2 Totals, Part 3, Column 9
9. Book/adjusted carrying value at the end of current period (Lines 1+2+3+4-5+6-7-8)
10. Deduct total nonadmitted amounts
11. Statement value at end of current period (Line 9 minus Line 10)

NONE

SCHEDULE B - VERIFICATION BETWEEN YEARS

Mortgage Loans

1. Book value/recorded investment excluding accrued interest, December 31 of prior year
2. Cost of acquired:
 - 2.1 Actual cost at time of acquisition (Part 2, Column 7)
 - 2.2 Additional investment made after acquisition (Part 2, Column 8)
3. Capitalized deferred interest and other:
 - 3.1 Totals, Part 1, Column 12
 - 3.2 Totals, Part 3, Column 11
4. Accrual of discount
5. Unrealized valuation increase/(decrease):
 - 5.1 Totals, Part 1, Column 9
 - 5.2 Totals, Part 3, Column 8
6. Total gain (loss) on disposals, Part 3, Column 18
7. Deduct amounts received on disposals, Part 3, Column 15
8. Deduct amortization of premium and mortgage interest points and commitment fees
9. Total foreign exchange change in book value/recorded investment excluding accrued interest:
 - 9.1 Totals, Part 1, Column 13
 - 9.2 Totals, Part 3, Column 13
10. Deduct current year's other than temporary impairment recognized:
 - 10.1 Totals, Part 1, Column 11
 - 10.2 Totals, Part 3, Column 10
11. Book value/recorded investment excluding accrued interest at end of current period (Lines 1+2+3+4+5+6-7-8+9-10)
12. Total valuation allowance
13. Subtotal (Line 11 plus 12)
14. Deduct total nonadmitted amounts
15. Statement value of mortgages owned at end of current period (Line 13 minus Line 14)

NONE

ANNUAL STATEMENT FOR THE YEAR 2023 OF THE American National Lloyds Insurance Company

SCHEDULE BA - VERIFICATION BETWEEN YEARS

Other Long-Term Invested Assets

1.	Book/adjusted carrying value, December 31 of prior year		
2.	Cost of acquired:		
	2.1 Actual cost at time of acquisition (Part 2, Column 8)	3,300,000	
	2.2 Additional investment made after acquisition (Part 2, Column 9)	3,950,000	7,250,000
3.	Capitalized deferred interest and other:		
	3.1 Totals, Part 1, Column 16		
	3.2 Totals, Part 3, Column 12		
4.	Accrual of discount		
5.	Unrealized valuation increase/(decrease):		
	5.1 Totals, Part 1, Column 13		
	5.2 Totals, Part 3, Column 9		
6.	Total gain (loss) on disposals, Part 3, Column 19		
7.	Deduct amounts received on disposals, Part 3, Column 16		4,450,000
8.	Deduct amortization of premium and depreciation		
9.	Total foreign exchange change in book/adjusted carrying value:		
	9.1 Totals, Part 1, Column 17		
	9.2 Totals, Part 3, Column 14		
10.	Deduct current year's other than temporary impairment recognized:		
	10.1 Totals, Part 1, Column 15		
	10.2 Totals, Part 3, Column 11		
11.	Book/adjusted carrying value at end of current period (Lines 1+2+3+4+5+6-7-8+9-10)		2,800,000
12.	Deduct total nonadmitted amounts		
13.	Statement value at end of current period (Line 11 minus Line 12)		2,800,000

SCHEDULE D - VERIFICATION BETWEEN YEARS

Bonds and Stocks

1.	Book/adjusted carrying value, December 31 of prior year		82,136,979
2.	Cost of bonds and stocks acquired, Part 3, Column 7		766,097
3.	Accrual of discount		61,944
4.	Unrealized valuation increase/(decrease):		
	4.1. Part 1, Column 12		
	4.2. Part 2, Section 1, Column 15		
	4.3. Part 2, Section 2, Column 13		
	4.4. Part 4, Column 11	29,121	29,121
5.	Total gain (loss) on disposals, Part 4, Column 19		(18,523)
6.	Deduction consideration for bonds and stocks disposed of, Part 4, Column 7		7,915,061
7.	Deduct amortization of premium		208,743
8.	Total foreign exchange change in book/adjusted carrying value:		
	8.1. Part 1, Column 15		
	8.2. Part 2, Section 1, Column 19		
	8.3. Part 2, Section 2, Column 16		
	8.4. Part 4, Column 15		
9.	Deduct current year's other than temporary impairment recognized:		
	9.1. Part 1, Column 14		
	9.2. Part 2, Section 1, Column 17		
	9.3. Part 2, Section 2, Column 14		
	9.4. Part 4, Column 13		
10.	Total investment income recognized as a result of prepayment penalties and/or acceleration fees, Note 5Q, Line 2		
11.	Book/adjusted carrying value at end of current period (Lines 1+2+3+4+5-6-7+8-9+10)		74,851,814
12.	Deduct total nonadmitted amounts		
13.	Statement value at end of current period (Line 11 minus Line 12)		74,851,814

ANNUAL STATEMENT FOR THE YEAR 2023 OF THE American National Lloyds Insurance Company

SCHEDULE D - SUMMARY BY COUNTRY

Long-Term Bonds and Stocks OWNED December 31 of Current Year

Description		1 Book/Adjusted Carrying Value	2 Fair Value	3 Actual Cost	4 Par Value of Bonds
BONDS					
Governments (Including all obligations guaranteed by governments)	1. United States	2,783,715	2,592,967	2,832,864	2,740,000
	2. Canada				
	3. Other Countries				
	4. Totals	2,783,715	2,592,967	2,832,864	2,740,000
U.S. States, Territories and Possessions (Direct and guaranteed)	5. Totals				
U.S. Political Subdivisions of States, Territories and Possessions (Direct and guaranteed)	6. Totals				
U.S. Special Revenue and Special Assessment Obligations and all Non- Guaranteed Obligations of Agencies and Authorities of Governments and their Political Subdivisions	7. Totals				
Industrial and Miscellaneous, SVO Identified Funds, Unaffiliated Bank Loans, Unaffiliated Certificates of Deposit and Hybrid Securities (unaffiliated)	8. United States	62,814,045	58,169,233	63,299,034	62,386,639
	9. Canada				
	10. Other Countries	9,254,055	8,183,460	9,248,180	9,250,000
	11. Totals	72,068,100	66,352,693	72,547,214	71,636,639
Parent, Subsidiaries and Affiliates	12. Totals				
	13. Total Bonds	74,851,815	68,945,660	75,380,078	74,376,639
PREFERRED STOCKS					
Industrial and Miscellaneous (unaffiliated)	14. United States				
	15. Canada				
	16. Other Countries				
	17. Totals				
Parent, Subsidiaries and Affiliates	18. Totals				
	19. Total Preferred Stocks				
COMMON STOCKS					
Industrial and Miscellaneous (unaffiliated), Mutual Funds, Unit Investment Trusts, Closed-End Funds and Exchange Traded Funds	20. United States				
	21. Canada				
	22. Other Countries				
	23. Totals				
Parent, Subsidiaries and Affiliates	24. Totals				
	25. Total Common Stocks				
	26. Total Stocks				
	27. Total Bonds and Stocks	74,851,815	68,945,660	75,380,078	

ANNUAL STATEMENT FOR THE YEAR 2023 OF THE American National Lloyds Insurance Company

SCHEDULE D - PART 1A - SECTION 1

Quality and Maturity Distribution of All Bonds Owned December 31, at Book/Adjusted Carrying Values by Major Types of Issues and NAIC Designations

NAIC Designation	1 1 Year or Less	2 Over 1 Year Through 5 Years	3 Over 5 Years Through 10 Years	4 Over 10 Years Through 20 Years	5 Over 20 Years	6 No Maturity Date	7 Total Current Year	8 Col. 7 as a % of Line 12.7	9 Total from Col. 7 Prior Year	10 % From Col. 8 Prior Year	11 Total Publicly Traded	12 Total Privately Placed (a)
1. U.S. Governments												
1.1 NAIC 1	22,945,789	2,783,715				XXX	25,729,504	26.3	36,083,603	31.2	25,729,504	
1.2 NAIC 2						XXX			240	0.0		
1.3 NAIC 3						XXX						
1.4 NAIC 4						XXX						
1.5 NAIC 5						XXX						
1.6 NAIC 6						XXX						
1.7 Totals	22,945,789	2,783,715				XXX	25,729,504	26.3	36,083,843	31.2	25,729,504	
2. All Other Governments												
2.1 NAIC 1						XXX						
2.2 NAIC 2						XXX						
2.3 NAIC 3						XXX						
2.4 NAIC 4						XXX						
2.5 NAIC 5						XXX						
2.6 NAIC 6						XXX						
2.7 Totals						XXX						
3. U.S. States, Territories and Possessions etc., Guaranteed												
3.1 NAIC 1						XXX						
3.2 NAIC 2						XXX						
3.3 NAIC 3						XXX						
3.4 NAIC 4						XXX						
3.5 NAIC 5						XXX						
3.6 NAIC 6						XXX						
3.7 Totals						XXX						
4. U.S. Political Subdivisions of States, Territories and Possessions, Guaranteed												
4.1 NAIC 1						XXX						
4.2 NAIC 2						XXX						
4.3 NAIC 3						XXX						
4.4 NAIC 4						XXX						
4.5 NAIC 5						XXX						
4.6 NAIC 6						XXX						
4.7 Totals						XXX						
5. U.S. Special Revenue & Special Assessment Obligations, etc., Non-Guaranteed												
5.1 NAIC 1						XXX						
5.2 NAIC 2						XXX						
5.3 NAIC 3						XXX						
5.4 NAIC 4						XXX						
5.5 NAIC 5						XXX						
5.6 NAIC 6						XXX						
5.7 Totals						XXX						

ANNUAL STATEMENT FOR THE YEAR 2023 OF THE American National Lloyds Insurance Company

SCHEDULE D - PART 1A - SECTION 1 (Continued)

Quality and Maturity Distribution of All Bonds Owned December 31, at Book/Adjusted Carrying Values by Major Types of Issues and NAIC Designations

NAIC Designation	1 1 Year or Less	2 Over 1 Year Through 5 Years	3 Over 5 Years Through 10 Years	4 Over 10 Years Through 20 Years	5 Over 20 Years	6 No Maturity Date	7 Total Current Year	8 Col. 7 as a % of Line 12.7	9 Total from Col. 7 Prior Year	10 % From Col. 8 Prior Year	11 Total Publicly Traded	12 Total Privately Placed (a)
6. Industrial & Miscellaneous (Unaffiliated)												
6.1 NAIC 1	1,975,262	18,087,120	25,448,176			XXX	45,510,558	46.5	47,548,304	41.1	45,510,558	
6.2 NAIC 2	4,000,000	16,489,254	5,493,407	574,880		XXX	26,557,541	27.2	31,317,579	27.1	26,557,541	
6.3 NAIC 3						XXX			660,480	0.6		
6.4 NAIC 4						XXX						
6.5 NAIC 5						XXX						
6.6 NAIC 6						XXX						
6.7 Totals	5,975,262	34,576,374	30,941,583	574,880		XXX	72,068,099	73.7	79,526,363	68.8	72,068,099	
7. Hybrid Securities												
7.1 NAIC 1						XXX						
7.2 NAIC 2						XXX						
7.3 NAIC 3						XXX						
7.4 NAIC 4						XXX						
7.5 NAIC 5						XXX						
7.6 NAIC 6						XXX						
7.7 Totals						XXX						
8. Parent, Subsidiaries and Affiliates												
8.1 NAIC 1						XXX						
8.2 NAIC 2						XXX						
8.3 NAIC 3						XXX						
8.4 NAIC 4						XXX						
8.5 NAIC 5						XXX						
8.6 NAIC 6						XXX						
8.7 Totals						XXX						
9. SVO Identified Funds												
9.1 NAIC 1	XXX	XXX	XXX	XXX	XXX							
9.2 NAIC 2	XXX	XXX	XXX	XXX	XXX							
9.3 NAIC 3	XXX	XXX	XXX	XXX	XXX							
9.4 NAIC 4	XXX	XXX	XXX	XXX	XXX							
9.5 NAIC 5	XXX	XXX	XXX	XXX	XXX							
9.6 NAIC 6	XXX	XXX	XXX	XXX	XXX							
9.7 Totals	XXX	XXX	XXX	XXX	XXX							
10. Unaffiliated Bank Loans												
10.1 NAIC 1						XXX						
10.2 NAIC 2						XXX						
10.3 NAIC 3						XXX						
10.4 NAIC 4						XXX						
10.5 NAIC 5						XXX						
10.6 NAIC 6						XXX						
10.7 Totals						XXX						
11. Unaffiliated Certificates of Deposit												
11.1 NAIC 1						XXX						
11.2 NAIC 2						XXX						
11.3 NAIC 3						XXX						
11.4 NAIC 4						XXX						
11.5 NAIC 5						XXX						
11.6 NAIC 6						XXX						
11.7 Totals						XXX						

9015

ANNUAL STATEMENT FOR THE YEAR 2023 OF THE American National Lloyds Insurance Company

SCHEDULE D - PART 1A - SECTION 1 (Continued)

Quality and Maturity Distribution of All Bonds Owned December 31, at Book/Adjusted Carrying Values by Major Types of Issues and NAIC Designations

NAIC Designation	1 1 Year or Less	2 Over 1 Year Through 5 Years	3 Over 5 Years Through 10 Years	4 Over 10 Years Through 20 Years	5 Over 20 Years	6 No Maturity Date	7 Total Current Year	8 Col. 7 as a % of Line 12.7	9 Total from Col. 7 Prior Year	10 % From Col. 8 Prior Year	11 Total Publicly Traded	12 Total Privately Placed (a)
12. Total Bonds Current Year												
12.1 NAIC 1	(d) 24,921,051	20,870,835	25,448,176				71,240,062	72.8	XXX	XXX	71,240,062	
12.2 NAIC 2	(d) 4,000,000	16,489,254	5,493,407	574,880			26,557,541	27.2	XXX	XXX	26,557,541	
12.3 NAIC 3	(d)								XXX	XXX		
12.4 NAIC 4	(d)								XXX	XXX		
12.5 NAIC 5	(d)								XXX	XXX		
12.6 NAIC 6	(d)						(c)		XXX	XXX		
12.7 Totals	28,921,051	37,360,089	30,941,583	574,880			(b) 97,797,603	100.0	XXX	XXX	97,797,603	
12.8 Line 12.7 as a % of Col. 7	29.6	38.2	31.6	0.6			100.0	XXX	XXX	XXX	100.0	
13. Total Bonds Prior Year												
13.1 NAIC 1	36,485,869	16,585,041	30,560,997				XXX	XXX	83,631,907	72.3	83,631,907	
13.2 NAIC 2	8,270,478	13,240,243	9,807,098				XXX	XXX	31,317,819	27.1	31,317,819	
13.3 NAIC 3		660,480					XXX	XXX	660,480	0.6	660,480	
13.4 NAIC 4							XXX	XXX				
13.5 NAIC 5							XXX	XXX	(c)			
13.6 NAIC 6							XXX	XXX	(c)			
13.7 Totals	44,756,347	30,485,764	40,368,095				XXX	XXX	(b) 115,610,206	100.0	115,610,206	
13.8 Line 13.7 as a % of Col. 9	38.7	26.4	34.9				XXX	XXX	100.0	XXX	100.0	
14. Total Publicly Traded Bonds												
14.1 NAIC 1	24,921,051	20,870,835	25,448,176				71,240,062	72.8	83,631,907	72.3	71,240,062	XXX
14.2 NAIC 2	4,000,000	16,489,254	5,493,407	574,880			26,557,541	27.2	31,317,819	27.1	26,557,541	XXX
14.3 NAIC 3									660,480	0.6		XXX
14.4 NAIC 4												XXX
14.5 NAIC 5												XXX
14.6 NAIC 6												XXX
14.7 Totals	28,921,051	37,360,089	30,941,583	574,880			97,797,603	100.0	115,610,206	100.0	97,797,603	XXX
14.8 Line 14.7 as a % of Col. 7	29.6	38.2	31.6	0.6			100.0	XXX	XXX	XXX	100.0	XXX
14.9 Line 14.7 as a % of Line 12.7, Col. 7, Section 12	29.6	38.2	31.6	0.6			100.0	XXX	XXX	XXX	100.0	XXX
15. Total Privately Placed Bonds												
15.1 NAIC 1											XXX	
15.2 NAIC 2											XXX	
15.3 NAIC 3											XXX	
15.4 NAIC 4											XXX	
15.5 NAIC 5											XXX	
15.6 NAIC 6											XXX	
15.7 Totals											XXX	
15.8 Line 15.7 as a % of Col. 7								XXX	XXX	XXX	XXX	
15.9 Line 15.7 as a % of Line 12.7, Col. 7, Section 12								XXX	XXX	XXX	XXX	

(a) Includes \$ 14,669,636 freely tradable under SEC Rule 144 or qualified for resale under SEC Rule 144A.

(b) Includes \$ current year of bonds with Z designations and \$ prior year of bonds with Z designations. The letter "Z" means the NAIC designation was not assigned by the Securities Valuation Office (SVO) at the date of the statement.

(c) Includes \$ current year, \$ prior year of bonds with 5GI designations and \$ current year, \$ prior year of bonds with 6* designations. "5GI" means the NAIC designation was assigned by the (SVO) in reliance on the insurer's certification that the issuer is current in all principal and interest payments. "6*" means the NAIC designation was assigned by the SVO due to inadequate certification of principal and interest payments.

(d) Includes the following amount of short-term and cash equivalent bonds by NAIC designation: NAIC 1 \$ 22,945,789 ; NAIC 2 \$; NAIC 3 \$; NAIC 4 \$; NAIC 5 \$; NAIC 6 \$

ANNUAL STATEMENT FOR THE YEAR 2023 OF THE American National Lloyds Insurance Company

SCHEDULE D - PART 1A - SECTION 2

Maturity Distribution of All Bonds Owned December 31, at Book/Adjusted Carrying Values by Major Type and Subtype of Issues

Distribution by Type	1 1 Year or Less	2 Over 1 Year Through 5 Years	3 Over 5 Years Through 10 Years	4 Over 10 Years Through 20 Years	5 Over 20 Years	6 No Maturity Date	7 Total Current Year	8 Col. 7 as a % of Line 12.09	9 Total from Col. 7 Prior Year	10 % From Col. 8 Prior Year	11 Total Publicly Traded	12 Total Privately Placed
1. U.S. Governments												
1.01 Issuer Obligations	22,945,789	2,783,715				XXX	25,729,504	26.3	36,083,603	31.2	25,729,504	
1.02 Residential Mortgage-Backed Securities						XXX			240	0.0		
1.03 Commercial Mortgage-Backed Securities						XXX						
1.04 Other Loan-Backed and Structured Securities ...						XXX						
1.05 Totals	22,945,789	2,783,715				XXX	25,729,504	26.3	36,083,843	31.2	25,729,504	
2. All Other Governments												
2.01 Issuer Obligations						XXX						
2.02 Residential Mortgage-Backed Securities						XXX						
2.03 Commercial Mortgage-Backed Securities						XXX						
2.04 Other Loan-Backed and Structured Securities ...						XXX						
2.05 Totals						XXX						
3. U.S. States, Territories and Possessions, Guaranteed												
3.01 Issuer Obligations						XXX						
3.02 Residential Mortgage-Backed Securities						XXX						
3.03 Commercial Mortgage-Backed Securities						XXX						
3.04 Other Loan-Backed and Structured Securities ...						XXX						
3.05 Totals						XXX						
4. U.S. Political Subdivisions of States, Territories and Possessions, Guaranteed												
4.01 Issuer Obligations						XXX						
4.02 Residential Mortgage-Backed Securities						XXX						
4.03 Commercial Mortgage-Backed Securities						XXX						
4.04 Other Loan-Backed and Structured Securities ...						XXX						
4.05 Totals						XXX						
5. U.S. Special Revenue & Special Assessment Obligations etc., Non-Guaranteed												
5.01 Issuer Obligations						XXX						
5.02 Residential Mortgage-Backed Securities						XXX						
5.03 Commercial Mortgage-Backed Securities						XXX						
5.04 Other Loan-Backed and Structured Securities ...						XXX						
5.05 Totals						XXX						
6. Industrial and Miscellaneous												
6.01 Issuer Obligations	5,975,262	34,576,374	30,941,583			XXX	71,493,219	73.1	79,526,363	68.8	71,493,220	(1)
6.02 Residential Mortgage-Backed Securities				574,880		XXX	574,880	0.6			574,880	
6.03 Commercial Mortgage-Backed Securities						XXX						
6.04 Other Loan-Backed and Structured Securities ...						XXX						
6.05 Totals	5,975,262	34,576,374	30,941,583	574,880		XXX	72,068,099	73.7	79,526,363	68.8	72,068,100	(1)
7. Hybrid Securities												
7.01 Issuer Obligations						XXX						
7.02 Residential Mortgage-Backed Securities						XXX						
7.03 Commercial Mortgage-Backed Securities						XXX						
7.04 Other Loan-Backed and Structured Securities ...						XXX						
7.05 Totals						XXX						
8. Parent, Subsidiaries and Affiliates												
8.01 Issuer Obligations						XXX						
8.02 Residential Mortgage-Backed Securities						XXX						
8.03 Commercial Mortgage-Backed Securities						XXX						
8.04 Other Loan-Backed and Structured Securities ...						XXX						
8.05 Affiliated Bank Loans - Issued						XXX						
8.06 Affiliated Bank Loans - Acquired						XXX						
8.07 Totals						XXX						

8018

ANNUAL STATEMENT FOR THE YEAR 2023 OF THE American National Lloyds Insurance Company
SCHEDULE D - PART 1A - SECTION 2 (Continued)

Maturity Distribution of All Bonds Owned December 31, at Book/Adjusted Carrying Values by Major Type and Subtype of Issues

Distribution by Type	1 1 Year or Less	2 Over 1 Year Through 5 Years	3 Over 5 Years Through 10 Years	4 Over 10 Years Through 20 Years	5 Over 20 Years	6 No Maturity Date	7 Total Current Year	8 Col. 7 as a % of Line 12.09	9 Total from Col. 7 Prior Year	10 % From Col. 8 Prior Year	11 Total Publicly Traded	12 Total Privately Placed
9. SVO Identified Funds												
9.01 Exchange Traded Funds Identified by the SVO	XXX	XXX	XXX	XXX	XXX							
10. Unaffiliated Bank Loans												
10.01 Unaffiliated Bank Loans - Issued						XXX						
10.02 Unaffiliated Bank Loans - Acquired						XXX						
10.03 Totals						XXX						
11. Unaffiliated Certificates of Deposit												
11.01 Totals						XXX						
12. Total Bonds Current Year												
12.01 Issuer Obligations	28,921,051	37,360,089	30,941,583			XXX	97,222,723	99.4	XXX	XXX	97,222,724	(1)
12.02 Residential Mortgage-Backed Securities				574,880		XXX	574,880	0.6	XXX	XXX	574,880	
12.03 Commercial Mortgage-Backed Securities						XXX			XXX	XXX		
12.04 Other Loan-Backed and Structured Securities						XXX			XXX	XXX		
12.05 SVO Identified Funds	XXX	XXX	XXX	XXX	XXX				XXX	XXX		
12.06 Affiliated Bank Loans						XXX			XXX	XXX		
12.07 Unaffiliated Bank Loans						XXX			XXX	XXX		
12.08 Unaffiliated Certificates of Deposit						XXX			XXX	XXX		
12.09 Totals	28,921,051	37,360,089	30,941,583	574,880			97,797,603	100.0	XXX	XXX	97,797,604	(1)
12.10 Line 12.09 as a % of Col. 7	29.6	38.2	31.6	0.6			100.0	XXX	XXX	XXX	100.0	0.0
13. Total Bonds Prior Year												
13.01 Issuer Obligations	44,756,107	30,485,764	40,368,095			XXX	XXX	XXX	115,609,966	100.0	115,609,966	
13.02 Residential Mortgage-Backed Securities	240					XXX	XXX	XXX	240	0.0	240	
13.03 Commercial Mortgage-Backed Securities						XXX	XXX	XXX				
13.04 Other Loan-Backed and Structured Securities						XXX	XXX	XXX				
13.05 SVO Identified Funds	XXX	XXX	XXX	XXX	XXX		XXX	XXX				
13.06 Affiliated Bank Loans						XXX	XXX	XXX				
13.07 Unaffiliated Bank Loans						XXX	XXX	XXX				
13.08 Unaffiliated Certificates of Deposit						XXX	XXX	XXX				
13.09 Totals	44,756,347	30,485,764	40,368,095				XXX	XXX	115,610,206	100.0	115,610,206	
13.10 Line 13.09 as a % of Col. 9	38.7	26.4	34.9				XXX	XXX	100.0	XXX	100.0	
14. Total Publicly Traded Bonds												
14.01 Issuer Obligations	28,921,051	37,360,089	30,941,583			XXX	97,222,723	99.4	115,609,966	100.0	97,222,723	XXX
14.02 Residential Mortgage-Backed Securities				574,880		XXX	574,880	0.6	240	0.0	574,880	XXX
14.03 Commercial Mortgage-Backed Securities						XXX						XXX
14.04 Other Loan-Backed and Structured Securities						XXX						XXX
14.05 SVO Identified Funds	XXX	XXX	XXX	XXX	XXX							XXX
14.06 Affiliated Bank Loans						XXX						XXX
14.07 Unaffiliated Bank Loans						XXX						XXX
14.08 Unaffiliated Certificates of Deposit						XXX						XXX
14.09 Totals	28,921,051	37,360,089	30,941,583	574,880			97,797,603	100.0	115,610,206	100.0	97,797,603	XXX
14.10 Line 14.09 as a % of Col. 7	29.6	38.2	31.6	0.6			100.0	XXX	XXX	XXX	100.0	XXX
14.11 Line 14.09 as a % of Line 12.09, Col. 7, Section 12	29.6	38.2	31.6	0.6			100.0	XXX	XXX	XXX	100.0	XXX
15. Total Privately Placed Bonds												
15.01 Issuer Obligations						XXX					XXX	
15.02 Residential Mortgage-Backed Securities						XXX					XXX	
15.03 Commercial Mortgage-Backed Securities						XXX					XXX	
15.04 Other Loan-Backed and Structured Securities						XXX					XXX	
15.05 SVO Identified Funds	XXX	XXX	XXX	XXX	XXX						XXX	
15.06 Affiliated Bank Loans						XXX					XXX	
15.07 Unaffiliated Bank Loans						XXX					XXX	
15.08 Unaffiliated Certificates of Deposit						XXX					XXX	
15.09 Totals											XXX	
15.10 Line 15.09 as a % of Col. 7									XXX	XXX	XXX	
15.11 Line 15.09 as a % of Line 12.09, Col. 7, Section 12									XXX	XXX	XXX	

6015

ANNUAL STATEMENT FOR THE YEAR 2023 OF THE American National Lloyds Insurance Company

SCHEDULE DA - VERIFICATION BETWEEN YEARS

Short-Term Investments

	1	2	3	4	5
	Total	Bonds	Mortgage Loans	Other Short-term Investment Assets (a)	Investments in Parent, Subsidiaries and Affiliates
1. Book/adjusted carrying value, December 31 of prior year	33,473,228	33,473,228			
2. Cost of short-term investments acquired	75,742,560	75,742,560			
3. Accrual of discount	276,915	276,915			
4. Unrealized valuation increase/(decrease)					
5. Total gain (loss) on disposals					
6. Deduct consideration received on disposals	104,503,578	104,503,578			
7. Deduct amortization of premium					
8. Total foreign exchange change in book/adjusted carrying value					
9. Deduct current year's other than temporary impairment recognized					
10. Book/adjusted carrying value at end of current period (Lines 1+2+3+4+5-6-7+8-9)	4,989,125	4,989,125			
11. Deduct total nonadmitted amounts					
12. Statement value at end of current period (Line 10 minus Line 11)	4,989,125	4,989,125			

(a) Indicate the category of such assets, for example, joint ventures, transportation equipment:

Schedule DB - Part A - Verification - Options, Caps, Floors, Collars, Swaps and Forwards

N O N E

Schedule DB - Part B - Verification - Futures Contracts

N O N E

Schedule DB - Part C - Section 1 - Replication (Synthetic Asset) Transactions (RSATs) Open

N O N E

Schedule DB-Part C-Section 2-Reconciliation of Replication (Synthetic Asset) Transactions Open

N O N E

Schedule DB - Verification - Book/Adjusted Carrying Value, Fair Value and Potential Exposure of
Derivatives

N O N E

ANNUAL STATEMENT FOR THE YEAR 2023 OF THE American National Lloyds Insurance Company

SCHEDULE E - PART 2 - VERIFICATION BETWEEN YEARS

(Cash Equivalents)

	1	2	3	4
	Total	Bonds	Money Market Mutual funds	Other (a)
1. Book/adjusted carrying value, December 31 of prior year	9,341,061		9,341,061	
2. Cost of cash equivalents acquired	518,369,600	215,029,660	303,339,940	
3. Accrual of discount	612,678	612,678		
4. Unrealized valuation increase/(decrease)				
5. Total gain (loss) on disposals				
6. Deduct consideration received on disposals	508,419,674	212,700,000	295,719,674	
7. Deduct amortization of premium				
8. Total foreign exchange change in book/adjusted carrying value				
9. Deduct current year's other than temporary impairment recognized				
10. Book/adjusted carrying value at end of current period (Lines 1+2+3+4+5-6-7+8-9)	19,903,665	2,942,338	16,961,327	
11. Deduct total nonadmitted amounts				
12. Statement value at end of current period (Line 10 minus Line 11)	19,903,665	2,942,338	16,961,327	

(a) Indicate the category of such investments, for example, joint ventures, transportation equipment:

Schedule A - Part 1 - Real Estate Owned

NONE

Schedule A - Part 2 - Real Estate Acquired and Additions Made

NONE

Schedule A - Part 3 - Real Estate Disposed

NONE

Schedule B - Part 1 - Mortgage Loans Owned

NONE

Schedule B - Part 2 - Mortgage Loans Acquired and Additions Made

NONE

Schedule B - Part 3 - Mortgage Loans Disposed, Transferred or Repaid

NONE

ANNUAL STATEMENT FOR THE YEAR 2023 OF THE American National Lloyds Insurance Company

SCHEDULE BA - PART 1

Showing Other Long-Term Invested Assets OWNED December 31 of Current Year

1 CUSIP Identification	2 Name or Description	3 Code	4 Location		6 Name of Vendor or General Partner	7 NAIC Designation, NAIC Designation Modifier and SVO Administrative Symbol	8 Date Originally Acquired	9 Type and Strategy	10 Actual Cost	11 Fair Value	12 Book/ Adjusted Carrying Value Less Encumbrances	Change in Book/Adjusted Carrying Value					18 Investment Income	19 Commitment for Additional Investment	20 Percentage of Ownership
			4 City	5 State								13 Unrealized Valuation Increase/ (Decrease)	14 Current Year's (Depreciation) or (Amortization)/ Accretion	15 Current Year's Other-Than-Temporary Impairment Recognized	16 Capitalized Deferred Interest and Other	17 Total Foreign Exchange Change in Book/ Adjusted Carrying Value			
PPFLUMC-12-3 ..	BlueRock- Revolving Credit Facility	New York NY.....	Private	02/16/2023	2,800,000	2,800,000	2,800,000	828,484
2999999. Collateral Loans - Unaffiliated									2,800,000	2,800,000	2,800,000					828,484		XXX	
6099999. Total - Unaffiliated									2,800,000	2,800,000	2,800,000					828,484		XXX	
6199999. Total - Affiliated																		XXX	
6299999 - Totals									2,800,000	2,800,000	2,800,000					828,484		XXX	

1. Line Book/Adjusted Carrying Value by NAIC Designation Category Footnote:
 Number
 1A 1A ..\$ 1B ..\$ 1C ..\$ 1D ..\$ 1E ..\$ 1F ..\$ 1G ..\$
 1B 2A ..\$ 2B ..\$ 2C ..\$
 1C 3A ..\$ 3B ..\$ 3C ..\$
 1D 4A ..\$ 4B ..\$ 4C ..\$
 1E 5A ..\$ 5B ..\$ 5C ..\$
 1F 6\$

E07

ANNUAL STATEMENT FOR THE YEAR 2023 OF THE American National Lloyds Insurance Company

SCHEDULE BA - PART 2

Showing Other Long-Term Invested Assets ACQUIRED AND ADDITIONS MADE December 31 of Current Year

1 CUSIP Identification	2 Name or Description	Location		5 Name of Vendor or General Partner	6 Date Originally Acquired	7 Type and Strategy	8 Actual Cost at Time of Acquisition	9 Additional Investment Made After Acquisition	10 Amount of Encumbrances	11 Percentage of Ownership
		3 City	4 State							
PPFUMC-12-3	BlueRock- Revolving Credit Facility	New York	NY	Private	02/16/2023		3,300,000	3,950,000		
2999999. Collateral Loans - Unaffiliated							3,300,000	3,950,000		XXX
6099999. Total - Unaffiliated							3,300,000	3,950,000		XXX
6199999. Total - Affiliated										XXX
6299999 - Totals							3,300,000	3,950,000		XXX

ANNUAL STATEMENT FOR THE YEAR 2023 OF THE American National Lloyds Insurance Company

SCHEDULE BA - PART 3

Showing Other Long-Term Invested Assets DISPOSED, Transferred or Repaid During the Current Year

1	2	Location		5	6	7	8	Change in Book/Adjusted Carrying Value						15	16	17	18	19	20	
		3	4					9	10	11	12	13	14							
CUSIP Identification	Name or Description	City	State	Name of Purchaser or Nature of Disposal	Date Originally Acquired	Disposal Date	Book/Adjusted Carrying Value Less Encumbrances, Prior Year	Unrealized Valuation Increase/ (Decrease)	Current Year's (Depreciation) or (Amortization)/ Accretion	Current Year's Other-Than-Temporary Impairment Recognized	Capitalized Deferred Interest and Other	Total Change in Book/Adjusted Carrying Value (9+10-11+12)	Total Foreign Exchange Change in Book/Adjusted Carrying Value	Book/Adjusted Carrying Value Less Encumbrances on Disposal	Consideration	Foreign Exchange Gain (Loss) on Disposal	Realized Gain (Loss) on Disposal	Total Gain (Loss) on Disposal	Investment Income	
PPFLUMC-12-3	BlueRock- Revolving Credit Facility	New York	NV	Private	02/16/2023	11/20/2023								4,450,000	4,450,000					
2999999. Collateral Loans - Unaffiliated														4,450,000	4,450,000					
6099999. Total - Unaffiliated														4,450,000	4,450,000					
6199999. Total - Affiliated																				
6299999 - Totals														4,450,000	4,450,000					

ANNUAL STATEMENT FOR THE YEAR 2023 OF THE American National Lloyds Insurance Company

SCHEDULE D - PART 1

Showing All Long-Term BONDS Owned December 31 of Current Year

1	2	Codes			6	7	Fair Value		10	11	Change in Book/Adjusted Carrying Value				Interest					Dates	
		3	4	5			8	9			12	13	14	15	16	17	18	19	20	21	22
CUSIP Identification	Description	C o d e	F o r e i g n	B o n d C h a r	NAIC Designation, NAIC Designation Modifier and SVO Administrative Symbol	Actual Cost	Rate Used to Obtain Fair Value	Fair Value	Par Value	Book/ Adjusted Carrying Value	Unrealized Valuation Increase/ (Decrease)	Current Year's (Amortization)/ Accretion	Current Year's Other-Than-Temporary Impairment Recognized	Total Foreign Exchange Change in Book/ Adjusted Carrying Value	Rate of	Effective Rate of	When Paid	Admitted Amount Due and Accrued	Amount Received During Year	Acquired	Stated Contractual Maturity Date
912828-R3-6	UNITED STATES TREAS				1.A	2,641,647	94.3510	2,405,965	2,550,000	2,592,664		(17,711)			1.625	0.910	MN	5,350	39,000	03/18/2021	05/15/2026
91282C-GH-8	UNITED STATES TREAS				1.A	191,217	98.4210	187,002	190,000	191,051		(166)			3.500	3.350	JJ	2,783	3,325	04/06/2023	01/31/2028
0019999999	Subtotal - Bonds - U.S. Governments - Issuer Obligations					2,832,864		2,592,967	2,740,000	2,783,715		(17,877)			XXX	XXX	XXX	8,133	42,325	XXX	XXX
0109999999	Total - U.S. Government Bonds					2,832,864	XXX	2,592,967	2,740,000	2,783,715		(17,877)			XXX	XXX	XXX	8,133	42,325	XXX	XXX
0309999999	Total - All Other Government Bonds						XXX								XXX	XXX	XXX			XXX	XXX
0509999999	Total - U.S. States, Territories and Possessions Bonds						XXX								XXX	XXX	XXX			XXX	XXX
0709999999	Total - U.S. Political Subdivisions Bonds						XXX								XXX	XXX	XXX			XXX	XXX
0909999999	Total - U.S. Special Revenues Bonds						XXX								XXX	XXX	XXX			XXX	XXX
00440E-AS-6	ACE INA HLDG INC				1.F FE	1,000,390	97.7870	977,875	1,000,000	1,000,058		(47)			3.150	3.140	MS	9,275	31,500	05/14/2015	03/15/2025
008252-AP-3	AFFILIATED MANAGERS				1.G FE	1,317,706	88.9860	1,156,818	1,300,000	1,311,884		(1,703)			3.300	3.130	JD	1,907	42,900	06/10/2020	06/15/2030
023135-BZ-8	AMAZON COM INC				1.D FE	954,100	86.2300	862,309	1,000,000	962,457		4,557			2.100	2.660	MN	2,858	21,000	02/23/2022	05/12/2031
03073E-AM-7	AMERISOURCEBERGEN CO				2.A FE	995,811	97.8920	978,922	1,000,000	999,440		464			3.250	3.290	MS	8,333	32,500	03/09/2015	03/01/2025
03522A-AG-5	AMHEUSER-BUSCH COS L				1.G FE	1,044,550	98.1800	981,808	1,000,000	1,010,658		(4,878)			3.650	3.110	FA	15,208	36,500	05/15/2019	02/01/2026
037389-BB-8	AON CORP				2.A FE	1,002,370	98.7720	987,227	1,000,000	1,002,196					4.500	4.460	JD	2,000	45,000	12/12/2018	12/15/2028
037389-BE-2	AON CORP				2.A FE	1,439,033	88.6650	1,179,245	1,330,000	1,405,832		(11,608)			2.800	1.810	MN	4,758	37,240	02/01/2021	05/15/2030
03765H-AD-3	APOLLO MGMT HLDGS LP				1.F FE	2,031,380	98.1750	1,963,515	2,000,000	2,017,718		(3,157)			4.872	4.660	FA	36,811	97,440	04/05/2019	02/15/2029
05369A-AA-9	AVIATION CAP GROUP L				2.C FE	989,240	92.1140	921,150	1,000,000	995,422		1,094			3.500	3.620	MN	5,833	35,000	11/01/2017	11/01/2027
05369A-AD-3	AVIATION CAP GROUP L				2.C FE	1,467,090	97.0550	1,455,885	1,500,000	1,491,432		5,111			4.125	4.500	FA	25,781	61,875	10/17/2018	08/01/2025
05565E-AY-1	BMW US CAP LLC				1.F FE	1,967,400	96.3110	1,926,232	2,000,000	1,984,388		3,287			3.750	3.950	AO	16,458	75,000	05/11/2018	04/12/2028
06654D-AD-9	BANNER HEALTH				1.D FE	994,320	82.8960	828,963	1,000,000	995,961		533			1.897	1.950	JJ	9,485	18,970	10/30/2020	01/01/2031
09261B-AG-5	BLACKSTONE HLDGS FIN				1.E FE	2,486,000	81.5540	2,038,852	2,500,000	2,488,382		1,247			2.550	2.610	MS	16,115	31,875	01/05/2022	03/30/2032
10112R-AY-0	BOSTON PPTYS LTD PAR				2.A FE	491,850	92.7510	463,756	500,000	497,534		849			2.750	2.930	AO	3,438	6,875	09/09/2016	10/01/2026
110122-DU-9	BRISTOL-MYERS SQUIBB				1.F FE	3,017,070	88.8600	2,665,814	3,000,000	3,014,262		(1,565)			2.950	2.880	MS	26,058	88,500	02/25/2022	03/15/2032
14020A-A5-3	CAPITAL IMPACT PARTN				1.E FE	1,000,000	91.4520	914,527	1,000,000	1,000,000					3.950	3.950	MJSD	1,756	39,500	06/18/2018	06/15/2028
174610-AK-1	CITIZENS FINL GROUP				2.B FE	993,560	97.3720	973,725	1,000,000	998,139		909			4.300	4.400	JD	3,344	43,000	06/21/2018	12/03/2025
20826F-AD-8	CONOCOPHILLIPS CO				1.F FE	978,237	98.2380	957,821	975,000	975,262		(379)			3.350	3.310	MN	4,174	32,663	11/17/2014	11/15/2024
26875P-AU-5	EOG RES INC				1.G FE	2,156,688	99.5950	1,792,714	1,800,000	2,041,151		(37,212)			4.375	2.000	AO	16,625	78,750	10/27/2020	04/15/2030
291011-BR-4	EMERSON ELEC CO				1.F FE	1,956,120	85.4500	1,709,014	2,000,000	1,963,985		4,044			1.200	2.450	JD	1,222	44,000	01/12/2022	12/21/2031
29379V-BE-2	ENTERPRISE PRODS OPE				1.G FE	975,250	98.6680	986,681	1,000,000	996,591		2,913			3.750	4.060	FA	14,167	37,500	07/10/2015	02/15/2025
313747-AU-1	FEDERAL REALTY INVT				2.A FE	1,037,840	99.8940	998,946	1,000,000	1,000,000		(4,284)			3.950	3.400	JJ	18,214	39,500	11/16/2015	01/15/2024
316773-CP-3	FIFTH THIRD BANCORP				2.B FE	1,006,260	99.8740	998,749	1,000,000	1,000,000		(773)			4.300	4.220	JJ	19,708	43,000	02/10/2014	01/16/2024
354613-AK-7	FRANKLIN RES INC				1.F FE	964,970	97.3960	973,968	1,000,000	994,911		3,937			2.850	3.270	MS	7,204	14,250	06/04/2015	03/30/2025
40434L-AJ-4	HP INC				2.B FE	1,000,430	85.1050	851,058	1,000,000	1,000,360		(43)			2.650	2.640	JD	1,031	26,500	01/20/2022	06/17/2031
40621P-AA-7	HALLIBURTON CO MTN B				2.A FE	1,229,040	106.5070	1,065,076	1,000,000	1,077,209		(23,060)			6.750	4.060	FA	28,125	67,500	07/06/2016	02/01/2027
45866F-AN-4	INTERCONTINENTAL EXC				1.G FE	2,238,900	80.2300	1,943,983	2,423,000	2,268,679		15,549			1.850	2.670	MS	13,199	44,826	01/20/2022	09/15/2032
49327M-2K-9	KEYBANK NATIONAL ASS				2.A FE	985,960	96.1720	961,726	1,000,000	997,616		1,615			3.300	3.470	JD	2,750	33,000	11/10/2015	06/01/2025
534187-BE-8	LINCOLN NATL CORP IN				2.B FE	856,989	97.6360	878,726	900,000	893,403		5,319			3.350	3.980	MS	9,380	30,150	09/09/2016	03/09/2025
534187-B0-1	LINCOLN NATL CORP IN				2.B FE	1,007,030	85.1760	851,761	1,000,000	1,005,896		(638)			3.400	3.310	MS	11,333	34,000	03/07/2022	03/01/2032
57629W-DE-7	MASSMUTUAL GLOBAL FUNDIN				1.B FE	1,996,040	91.2890	1,825,783	2,000,000	1,997,957		787			1.200	1.240	JJ	11,000	24,000	07/13/2021	07/16/2026
589400-AB-6	MERCURY GENL CORP NE				2.B FE	1,011,490	95.4030	954,036	1,000,000	1,004,093		(1,256)			4.400	4.250	MS	12,956	44,000	04/27/2017	05/15/2027
59217G-CK-3	METROPOLITAN LIFE GL				1.D FE	3,037,530	93.7230	2,811,698	3,000,000	3,019,665		(4,953)			3.000	2.810	MS	25,500	90,000	03/30/2020	09/19/2027
59523U-AM-9	MID-AMERICA APTS LP				1.G FE	994,300	98.2370	982,377	1,000,000	998,749		631			4.000	4.070	MN	5,111	40,000	12/29/2015	11/15/2025
637432-NY-7	NATIONAL RURAL UTILS				1.E FE	1,944,360	84.2700	1,685,405	2,000,000	1,953,485		4,859			2.750	3.070	AO	11,611	55,000	02/11/2022	04/15/2032
63743F-VU-7	NATIONAL RURAL UTILS				1.F FE	1,000,000	98.2680	982,689	1,000,000	1,000,000					3.000	3.000	MN	1,333	30,000	03/16/2015	09/15/2024

E10

ANNUAL STATEMENT FOR THE YEAR 2023 OF THE American National Lloyds Insurance Company

SCHEDULE D - PART 1

Showing All Long-Term BONDS Owned December 31 of Current Year

1	2	Codes			6	7	Fair Value		10	11	Change in Book/Adjusted Carrying Value				Interest					Dates	
		3	4	5			8	9			12	13	14	15	16	17	18	19	20	21	22
CUSIP Identification	Description	C o d e	F o r e i g n	B o n d C h a r	NAIC Designation, NAIC Designation Modifier and SVO Administrative Symbol	Actual Cost	Rate Used to Obtain Fair Value	Fair Value	Par Value	Book/ Adjusted Carrying Value	Unrealized Valuation Increase/ (Decrease)	Current Year's (Amortization)/ Accretion	Current Year's Other-Than-Temporary Impairment Recognized	Total Foreign Exchange Change in Book/ Adjusted Carrying Value	Rate of	Effective Rate of	When Paid	Admitted Amount Due and Accrued	Amount Received During Year	Acquired	Stated Contractual Maturity Date
680223-AK-0	OLD REP INTL CORP			1	2.B FE	1,250,438	.96 0920	1,201,159	1,250,000	1,250,157		(55)			3.875	3.870	FA	16,819	48,438	07/11/2017	08/26/2026
743674-BD-4	PROTECTIVE LIFE CORP			1	1.G FE	1,151,300	.97 0900	970,905	1,000,000	1,092,020		(19,287)			4.300	2.140	MS	10,869	21,500	11/05/2020	09/30/2028
743820-AA-0	PROVIDENCE ST JOSEPH				1.F FE	1,193,718	.87 5060	980,073	1,120,000	1,170,222		(8,244)			2.532	1.700	AO	7,090	14,179	02/04/2021	10/01/2029
759351-AM-1	REINSURANCE GROUP AM			1	2.A FE	1,025,470	.96 8770	968,774	1,000,000	1,008,143		(3,102)			3.950	3.600	MS	11,631	39,500	11/15/2017	09/15/2026
759351-AN-9	REINSURANCE GRP OF A			1	2.A FE	2,131,480	.95 1210	1,902,434	2,000,000	2,081,319		(13,740)			3.900	3.070	MM	9,967	78,000	05/15/2020	05/15/2029
828807-CW-5	SIMON PPTY GROUP LP			1	1.G FE	989,910	.96 8760	968,766	1,000,000	997,363		1,228			3.300	3.430	JJ	15,217	33,000	05/09/2017	01/15/2026
828807-DC-8	SIMON PPTY GROUP LP			1	1.G FE	994,260	.95 8030	958,040	1,000,000	997,804		589			3.375	3.440	JD	1,500	33,750	05/23/2017	06/15/2027
845437-BR-2	SOUTHWESTERN ELEC PW			1	2.A FE	1,211,174	.96 7290	1,170,428	1,210,000	1,210,618		(117)			4.100	4.080	MS	14,607	49,610	09/17/2018	09/15/2028
891027-AS-3	TORCHMARK CORP			1	2.A FE	1,114,100	.99 1640	991,642	1,000,000	1,066,744		(13,818)			4.550	2.940	MS	13,397	45,500	06/08/2020	09/15/2028
948741-AK-9	WEINGARTEN RLTY INVS			1	2.A FE	2,093,000	.99 8970	1,997,949	2,000,000	2,000,000		(12,718)			4.450	3.630	JJ	41,039	89,000	05/10/2017	01/15/2024
04686J-AA-9	ATHENE HOLDING LTD			1	2.A FE	989,530	.95 4360	954,369	1,000,000	995,233		1,063			4.125	4.250	JJ	19,365	41,250	01/31/2018	01/12/2028
05464H-AC-4	AXIS SPECIALTY FINAN			D	2.A FE	1,004,350	.95 8910	958,917	1,000,000	1,001,875		(453)			4.000	3.940	JD	2,778	40,000	12/13/2017	12/06/2027
22533A-CN-5	CREDIT AGRICOLE CIB MTN BONDS			D	1.D FE	1,000,000	.78 4290	784,294	1,000,000	1,000,000					1.920	1.920	AO	4,000	19,200	10/14/2020	10/16/2032
22533A-CT-2	CREDIT AGRICOLE CIB SA			D	1.E FE	1,000,000	.78 7310	787,317	1,000,000	1,000,000					2.000	2.000	MM	2,111	20,000	11/19/2020	11/23/2032
60687Y-BQ-1	MIZUHO FINANCIAL GRO			D	1.G FE	993,670	.81 4330	814,333	1,000,000	995,130		485			2.170	2.230	MM	2,351	21,710	02/24/2021	05/22/2032
75968N-AD-3	RENAISSANCE RE HLDGS			D	1.G FE	1,260,830	.92 7660	1,159,581	1,250,000	1,259,132		(1,762)			3.600	3.410	AO	9,500	45,000	02/10/2021	04/15/2029
86562M-AC-4	SUMITOMO MITSUI FINL			D	1.G FE	996,990	.97 4600	974,605	1,000,000	999,084		394			3.784	3.820	MS	11,772	37,840	03/09/2018	03/09/2026
86562M-AY-6	SUMITOMO MITSUI FINL			D	1.G FE	995,250	.95 2420	952,425	1,000,000	997,872		480			3.544	3.600	JJ	16,145	35,440	01/19/2018	01/17/2028
902613-AE-8	UBS GROUP AG			D	1.G FE	1,007,560	.79 7610	797,619	1,000,000	1,005,728		(650)			2.095	2.010	FA	8,147	20,950	02/12/2021	02/11/2032
1019999999	Subtotal - Bonds - Industrial and Miscellaneous (Unaffiliated) - Issuer Obligations					71,972,334	XXX	65,782,964	71,058,000	71,493,219		(107,558)			XXX	XXX	XXX	624,866	2,287,181	XXX	XXX
055531-AG-2	BLP COML MTG TR				2.B FE	271,523	.98 5110	268,157	272,210	271,523					8.540	8.580	MM	1,098	8,586	02/17/2023	03/15/2040
055531-AJ-6	BLP COML MTG TR				2.C FE	303,357	.98 4160	301,575	306,429	303,357					9.306	9.470	MM	1,347	8,305	02/17/2023	03/15/2040
1029999999	Subtotal - Bonds - Industrial and Miscellaneous (Unaffiliated) - Residential Mortgage-Backed Securities					574,880	XXX	569,732	578,639	574,880					XXX	XXX	XXX	2,445	16,891	XXX	XXX
1109999999	Total - Industrial and Miscellaneous (Unaffiliated) Bonds					72,547,214	XXX	66,352,696	71,636,639	72,068,099		(107,558)			XXX	XXX	XXX	627,311	2,304,072	XXX	XXX
1309999999	Total - Hybrid Securities						XXX								XXX	XXX	XXX			XXX	XXX
1509999999	Total - Parent, Subsidiaries and Affiliates Bonds						XXX								XXX	XXX	XXX			XXX	XXX
1909999999	Subtotal - Bonds - Unaffiliated Bank Loans						XXX								XXX	XXX	XXX			XXX	XXX
2419999999	Total - Issuer Obligations					74,805,198	XXX	68,375,931	73,798,000	74,276,934		(125,435)			XXX	XXX	XXX	632,999	2,329,506	XXX	XXX
2429999999	Total - Residential Mortgage-Backed Securities					574,880	XXX	569,732	578,639	574,880					XXX	XXX	XXX	2,445	16,891	XXX	XXX
2439999999	Total - Commercial Mortgage-Backed Securities						XXX								XXX	XXX	XXX			XXX	XXX
2449999999	Total - Other Loan-Backed and Structured Securities						XXX								XXX	XXX	XXX			XXX	XXX
2459999999	Total - SVO Identified Funds						XXX								XXX	XXX	XXX			XXX	XXX
2469999999	Total - Affiliated Bank Loans						XXX								XXX	XXX	XXX			XXX	XXX
2479999999	Total - Unaffiliated Bank Loans						XXX								XXX	XXX	XXX			XXX	XXX
2489999999	Total - Unaffiliated Certificates of Deposit						XXX								XXX	XXX	XXX			XXX	XXX
2509999999	Total Bonds					75,380,078	XXX	68,945,663	74,376,639	74,851,814		(125,435)			XXX	XXX	XXX	635,444	2,346,397	XXX	XXX

1. Line Book/Adjusted Carrying Value by NAIC Designation Category Footnote:
 Number
 1A 1A ..\$2,783,715 1B ..\$1,997,957 1C ..\$ 1D ..\$5,978,083 1E ..\$6,441,867 1F ..\$14,120,806 1G ..\$ 16,971,845
 1B 2A ..\$ 16,343,759 2B ..\$7,423,571 2C ..\$ 2,790,211
 1C 3A ..\$ 3B ..\$ 3C ..\$

ANNUAL STATEMENT FOR THE YEAR 2023 OF THE American National Lloyds Insurance Company

Line Book/Adjusted Carrying Value by NAIC Designation Category Footnote:

Line Number	1A	1A ..\$	2,783,715	1B ..\$	1,997,957	1C ..\$		1D ..\$	5,978,083	1E ..\$	6,441,867	1F ..\$	14,120,806	1G ..\$	16,971,845
	1B	2A ..\$	16,343,759	2B ..\$	7,423,571	2C ..\$	2,790,211								
	1C	3A ..\$		3B ..\$		3C ..\$									
	1D	4A ..\$		4B ..\$		4C ..\$									
	1E	5A ..\$		5B ..\$		5C ..\$									
	1F	6													

Schedule D - Part 2 - Section 1 - Preferred Stocks Owned

N O N E

Schedule D - Part 2 - Section 2 - Common Stocks Owned

N O N E

ANNUAL STATEMENT FOR THE YEAR 2023 OF THE American National Lloyds Insurance Company

SCHEDULE D - PART 3

Showing All Long-Term Bonds and Stocks ACQUIRED During Current Year

1 CUSIP Identification	2 Description	3 Foreign	4 Date Acquired	5 Name of Vendor	6 Number of Shares of Stock	7 Actual Cost	8 Par Value	9 Paid for Accrued Interest and Dividends
91282C-GH-8	UNITED STATES TREAS		04/06/2023	OPPENHEIMER & CO., INC.		191,217	190,000	1,524
0109999999	Subtotal - Bonds - U.S. Governments					191,217	190,000	1,524
055531-AG-2	BLP COML MTG TR		02/17/2023	CITIGROUP GLOBAL MARKETS INC		271,523	272,210	
055531-AJ-6	BLP COML MTG TR		02/17/2023	CITIGROUP GLOBAL MARKETS INC		303,357	306,429	
1109999999	Subtotal - Bonds - Industrial and Miscellaneous (Unaffiliated)					574,880	578,639	
2509999997	Total - Bonds - Part 3					766,097	768,639	1,524
2509999998	Total - Bonds - Part 5							
2509999999	Total - Bonds					766,097	768,639	1,524
4509999997	Total - Preferred Stocks - Part 3						XXX	
4509999998	Total - Preferred Stocks - Part 5						XXX	
4509999999	Total - Preferred Stocks						XXX	
5989999997	Total - Common Stocks - Part 3						XXX	
5989999998	Total - Common Stocks - Part 5						XXX	
5989999999	Total - Common Stocks						XXX	
5999999999	Total - Preferred and Common Stocks						XXX	
6009999999	Totals					766,097	XXX	1,524

ANNUAL STATEMENT FOR THE YEAR 2023 OF THE American National Lloyds Insurance Company

SCHEDULE D - PART 4

Showing All Long-Term Bonds and Stocks SOLD, REDEEMED or Otherwise DISPOSED OF During Current Year

1	2	3	4	5	6	7	8	9	10	Change In Book/Adjusted Carrying Value					16	17	18	19	20	21
										11	12	13	14	15						
CUSIP Identification	Description	Foreign	Disposal Date	Name of Purchaser	Number of Shares of Stock	Consideration	Par Value	Actual Cost	Prior Year Book/ Adjusted Carrying Value	Unrealized Valuation Increase/ (Decrease)	Current Year's (Amortization)/ Accretion	Current Year's Other-Than-Temporary Impairment Recognized	Total Change in Book/ Adjusted Carrying Value (11+12-13)	Total Foreign Exchange Change in Book/ Adjusted Carrying Value	Book/ Adjusted Carrying Value at Disposal Date	Foreign Exchange Gain (Loss) on Disposal	Realized Gain (Loss) on Disposal	Total Gain (Loss) on Disposal	Bond Interest/ Stock Dividends Received During Year	Stated Contractual Maturity Date
31393N-QT-9	FHLMC REMIC SERIES		02/01/2023	MBS PAYDOWN		240	240	243	240						240				1	02/15/2023
0909999999. Subtotal - Bonds - U.S. Special Revenues						240	240	243	240						240				1	XXX
03076C-AF-3	AMERIPRISE FINL INC		10/15/2023	MATURITY		1,000,000	1,000,000	1,064,920	1,006,702		(6,702)		(6,702)		1,000,000				40,000	10/15/2023
04621X-AH-1	ASSURANT INC		09/27/2023	VARIOUS		2,244,000	2,244,000	2,247,074	2,244,466		(156)		(156)		2,244,310		(310)	(310)	48,144	09/27/2023
29364W-AS-7	ENTERGY LA LLC		09/01/2023	MATURITY		1,000,000	1,000,000	1,002,420	1,000,139		(139)		(139)		1,000,000				40,500	09/01/2023
302491-AS-4	F M C CORP		12/21/2023	CALL at 100.000		500,000	500,000	512,350	501,279		(1,279)		(1,279)		500,000				28,472	02/01/2024
33829T-AA-4	FIVE CORNERS FDG TR		11/15/2023	MATURITY		1,000,000	1,000,000	1,054,210	1,005,802		(5,802)		(5,802)		1,000,000				44,190	11/15/2023
343412-AC-6	FLUOR CORP NEW		08/16/2023	VARIOUS		670,821	688,000	695,375	660,480	29,121	(568)		28,553		689,033		(18,213)	(18,213)	(1,059)	12/15/2024
61945C-AC-7	MOSAIC CO NEW		11/15/2023	MATURITY		1,500,000	1,500,000	1,565,730	1,506,718		(6,718)		(6,718)		1,500,000				63,750	11/15/2023
1109999999. Subtotal - Bonds - Industrial and Miscellaneous (Unaffiliated)						7,914,821	7,932,000	8,142,079	7,925,586	29,121	(21,364)		7,757		7,933,343		(18,523)	(18,523)	263,997	XXX
2509999997. Total - Bonds - Part 4						7,915,061	7,932,240	8,142,322	7,925,826	29,121	(21,364)		7,757		7,933,583		(18,523)	(18,523)	263,998	XXX
2509999998. Total - Bonds - Part 5																				XXX
2509999999. Total - Bonds						7,915,061	7,932,240	8,142,322	7,925,826	29,121	(21,364)		7,757		7,933,583		(18,523)	(18,523)	263,998	XXX
4509999997. Total - Preferred Stocks - Part 4							XXX													XXX
4509999998. Total - Preferred Stocks - Part 5							XXX													XXX
4509999999. Total - Preferred Stocks							XXX													XXX
5989999997. Total - Common Stocks - Part 4							XXX													XXX
5989999998. Total - Common Stocks - Part 5							XXX													XXX
5989999999. Total - Common Stocks							XXX													XXX
5999999999. Total - Preferred and Common Stocks							XXX													XXX
6009999999 - Totals						7,915,061	XXX	8,142,322	7,925,826	29,121	(21,364)		7,757		7,933,583		(18,523)	(18,523)	263,998	XXX

E14

Schedule D - Part 5 - Long Term Bonds and Stocks Acquired and Fully Disposed Of

N O N E

Schedule D-Part 6-Section 1-Valuation of Shares of Subsidiary, Controlled or Affiliated Companies

N O N E

Schedule D - Part 6 - Section 2

N O N E

ANNUAL STATEMENT FOR THE YEAR 2023 OF THE American National Lloyds Insurance Company

SCHEDULE DA - PART 1

Showing All SHORT-TERM INVESTMENTS Owned December 31 of Current Year

1	Codes		4	5	6	7	Change in Book/Adjusted Carrying Value				12	13	Interest					20	
	2	3					8	9	10	11			14	15	16	17	18		19
Description	Code	For- eign	Date Acquired	Name of Vendor	Maturity Date	Book/ Adjusted Carrying Value	Unrealized Valuation Increase/ (Decrease)	Current Year's (Amor- tization)/ Accretion	Current Year's Other- Than- Temporary Impairment Recognized	Total Foreign Exchange Change in Book/ Adjusted Carrying Value	Par Value	Actual Cost	Amount Due and Accrued Dec. 31 of Current Year on Bond Not in Default	Non- Admitted Due and Accrued	Rate of	Effective Rate of	When Paid	Amount Received During Year	Paid for Accrued Interest
UNITED STATES TREAS	@.....		12/21/2023	Burrows Capital Advis	01/16/2024	4,989,125		7,250			5,000,000	4,981,875			0.000	5.239	N/A		
0019999999. Subtotal - Bonds - U.S. Governments - Issuer Obligations						4,989,125		7,250			5,000,000	4,981,875			XXX	XXX	XXX		
0109999999. Total - U.S. Government Bonds						4,989,125		7,250			5,000,000	4,981,875			XXX	XXX	XXX		
0309999999. Total - All Other Government Bonds															XXX	XXX	XXX		
0509999999. Total - U.S. States, Territories and Possessions Bonds															XXX	XXX	XXX		
0709999999. Total - U.S. Political Subdivisions Bonds															XXX	XXX	XXX		
0909999999. Total - U.S. Special Revenues Bonds															XXX	XXX	XXX		
1109999999. Total - Industrial and Miscellaneous (Unaffiliated) Bonds															XXX	XXX	XXX		
1309999999. Total - Hybrid Securities															XXX	XXX	XXX		
1509999999. Total - Parent, Subsidiaries and Affiliates Bonds															XXX	XXX	XXX		
1909999999. Subtotal - Unaffiliated Bank Loans															XXX	XXX	XXX		
2419999999. Total - Issuer Obligations						4,989,125		7,250			5,000,000	4,981,875			XXX	XXX	XXX		
2429999999. Total - Residential Mortgage-Backed Securities															XXX	XXX	XXX		
2439999999. Total - Commercial Mortgage-Backed Securities															XXX	XXX	XXX		
2449999999. Total - Other Loan-Backed and Structured Securities															XXX	XXX	XXX		
2459999999. Total - SVO Identified Funds															XXX	XXX	XXX		
2469999999. Total - Affiliated Bank Loans															XXX	XXX	XXX		
2479999999. Total - Unaffiliated Bank Loans															XXX	XXX	XXX		
2509999999. Total Bonds						4,989,125		7,250			5,000,000	4,981,875			XXX	XXX	XXX		
7109999999. Total - Parent, Subsidiaries and Affiliates											XXX				XXX	XXX	XXX		
7709999999 - Totals						4,989,125		7,250			XXX	4,981,875			XXX	XXX	XXX		

1. Line Book/Adjusted Carrying Value by NAIC Designation Category Footnote:
 Number
 1A 1A ...\$ 4,989,125 1B ..\$ 1C ..\$ 1D ..\$ 1E ..\$ 1F ..\$ 1G ..\$
 1B 2A ...\$ 2B ..\$ 2C ..\$
 1C 3A ...\$ 3B ..\$ 3C ..\$
 1D 4A ...\$ 4B ..\$ 4C ..\$
 1E 5A ...\$ 5B ..\$ 5C ..\$
 1F 6\$

E17

Schedule DB - Part A - Section 1 - Options, Caps, Floors, Collars, Swaps and Forwards Open

N O N E

Schedule DB - Part A - Section 2 - Options, Caps, Floors, Collars, Swaps and Forwards Terminated

N O N E

Schedule DB - Part B - Section 1 - Futures Contracts Open

N O N E

Schedule DB - Part B - Section 1B - Brokers with whom cash deposits have been made

N O N E

Schedule DB - Part B - Section 2 - Futures Contracts Terminated

N O N E

Schedule DB - Part D - Section 1 - Counterparty Exposure for Derivative Instruments Open

N O N E

Schedule DB - Part D-Section 2 - Collateral for Derivative Instruments Open - Pledged By

N O N E

Schedule DB - Part D-Section 2 - Collateral for Derivative Instruments Open - Pledged To

N O N E

Schedule DB - Part E - Derivatives Hedging Variable Annuity Guarantees as of December 31 of
Current Year

N O N E

Schedule DL - Part 1 - Reinvested Collateral Assets Owned

N O N E

Schedule DL - Part 2 - Reinvested Collateral Assets Owned

N O N E

ANNUAL STATEMENT FOR THE YEAR 2023 OF THE American National Lloyds Insurance Company

SCHEDULE E - PART 2 - CASH EQUIVALENTS

Show Investments Owned December 31 of Current Year

1 CUSIP	2 Description	3 Code	4 Date Acquired	5 Rate of Interest	6 Maturity Date	7 Book/Adjusted Carrying Value	8 Amount of Interest Due and Accrued	9 Amount Received During Year
	UNITED STATES TREAS		12/28/2023	5.178	01/09/2024	4,994,256		2,154
	UNITED STATES TREAS		12/26/2023	5.245	01/16/2024	3,991,283		2,906
	UNITED STATES TREAS		12/28/2023	5.271	01/23/2024	8,971,125		5,688
0019999999	Subtotal - Bonds - U.S. Governments - Issuer Obligations					17,956,664		10,748
0109999999	Total - U.S. Government Bonds					17,956,664		10,748
0309999999	Total - All Other Government Bonds							
0509999999	Total - U.S. States, Territories and Possessions Bonds							
0709999999	Total - U.S. Political Subdivisions Bonds							
0909999999	Total - U.S. Special Revenues Bonds							
1109999999	Total - Industrial and Miscellaneous (Unaffiliated) Bonds							
1309999999	Total - Hybrid Securities							
1509999999	Total - Parent, Subsidiaries and Affiliates Bonds							
1909999999	Subtotal - Unaffiliated Bank Loans							
2419999999	Total - Issuer Obligations					17,956,664		10,748
2429999999	Total - Residential Mortgage-Backed Securities							
2439999999	Total - Commercial Mortgage-Backed Securities							
2449999999	Total - Other Loan-Backed and Structured Securities							
2459999999	Total - SVO Identified Funds							
2469999999	Total - Affiliated Bank Loans							
2479999999	Total - Unaffiliated Bank Loans							
2509999999	Total Bonds					17,956,664		10,748
825252-40-6	STIT Treasury Portfolio		12/28/2023	0.000		1,947,002		
8209999999	Subtotal - Exempt Money Market Mutual Funds - as Identified by the SVO					1,947,002		
8609999999	Total Cash Equivalents					19,903,666		10,748

1. Line Book/Adjusted Carrying Value by NAIC Designation Category Footnote:

Line Number	1A	1B	1C	1D	1E	1F	1G
1A	1A ..\$ 17,956,664	1B ..\$	1C ..\$	1D ..\$	1E ..\$	1F ..\$	1G ..\$
1B	2A ..\$	2B ..\$	2C ..\$				
1C	3A ..\$	3B ..\$	3C ..\$				
1D	4A ..\$	4B ..\$	4C ..\$				
1E	5A ..\$	5B ..\$	5C ..\$				
1F	6 ..\$						

E28

ANNUAL STATEMENT FOR THE YEAR 2023 OF THE American National Lloyds Insurance Company

SCHEDULE E - PART 3 - SPECIAL DEPOSITS

States, Etc.	1 Type of Deposit	2 Purpose of Deposit	Deposits For the Benefit of All Policyholders		All Other Special Deposits	
			3 Book/Adjusted Carrying Value	4 Fair Value	5 Book/Adjusted Carrying Value	6 Fair Value
1. Alabama	AL					
2. Alaska	AK					
3. Arizona	AZ					
4. Arkansas	AR					
5. California	CA					
6. Colorado	CO					
7. Connecticut	CT					
8. Delaware	DE					
9. District of Columbia	DC					
10. Florida	FL					
11. Georgia	GA					
12. Hawaii	HI					
13. Idaho	ID					
14. Illinois	IL					
15. Indiana	IN					
16. Iowa	IA					
17. Kansas	KS					
18. Kentucky	KY					
19. Louisiana	LA					
20. Maine	ME					
21. Maryland	MD					
22. Massachusetts	MA					
23. Michigan	MI					
24. Minnesota	MN					
25. Mississippi	MS					
26. Missouri	MO					
27. Montana	MT					
28. Nebraska	NE					
29. Nevada	NV					
30. New Hampshire	NH					
31. New Jersey	NJ					
32. New Mexico	NM					
33. New York	NY					
34. North Carolina	NC					
35. North Dakota	ND					
36. Ohio	OH					
37. Oklahoma	OK					
38. Oregon	OR					
39. Pennsylvania	PA					
40. Rhode Island	RI					
41. South Carolina	SC					
42. South Dakota	SD					
43. Tennessee	TN					
44. Texas	TX	B TX Ins Code 423.004/SP-All	2,287,645	2,122,910		
45. Utah	UT					
46. Vermont	VT					
47. Virginia	VA					
48. Washington	WA					
49. West Virginia	WV					
50. Wisconsin	WI					
51. Wyoming	WY					
52. American Samoa	AS					
53. Guam	GU					
54. Puerto Rico	PR					
55. U.S. Virgin Islands	VI					
56. Northern Mariana Islands	MP					
57. Canada	CAN					
58. Aggregate Alien and Other	OT	XXX	XXX			
59. Subtotal	XXX	XXX	2,287,645	2,122,910		
DETAILS OF WRITE-INS						
5801.						
5802.						
5803.						
5898. Summary of remaining write-ins for Line 58 from overflow page	XXX	XXX				
5899. Totals (Lines 5801 thru 5803 plus 5898)(Line 58 above)	XXX	XXX				